

TECHNICAL MANUAL

**DIRECT AND GENERAL SUPPORT AND DEPOT MAINTENANCE
REPAIR PARTS AND SPECIAL TOOLS LIST**

**COMPRESSOR, ROTARY, AIR, DIESEL ENGINE DRIVEN,
TRAILER MOUNTED, 2-WHEEL, PNEUMATIC TIRES,
250 CFM, 100 PSI
(JOY MODEL RPV250DC20MSI)
FSN 4310-952-7142**

This copy is a reprint which includes current pages from Change 1.

DECEMBER 1969

CHANGE

No. 1

HEADQUARTERS
DEPARTMENT OF THE ARMY
WASHINGTON, D.C., 3 December 1973

**Direct Support, General Support and Depot
Maintenance Repair Parts and Special Tools lists
COMPRESSOR, ROTARY, DIESEL ENGINE
DRIVEN, AIR, TRAILER MOUNTED, 250 CFM, 100 PSI (JOY
MODEL RPV 250 DC20MSI)
FSN 4310-952-7142**

TM 5-4310-247-35P, 4 December 1969, is changed as follows:

The title is changed to read as shown above.

Page v. Paragraph 8 is superseded as follows:

**8. Reporting of Equipment Publication
Improvements**

The reporting of errors, omissions, and recommendations for improving this publication by the individual user is encouraged. Reports should be submitted on DA Form 2028 (Recommended Changes to Publications) and forwarded direct to Commander, US Army Troop Support Command, ATTN: AMSTS-MP, 4300 Goodfellow Boulevard, St. Louis, MO 63120.

Page 1. Index No. 005; in column (2), "2815-225-4786" is changed to read "2815-071-2314;" the nomenclature in column (3) is changed to read "ENGINE ASSEMBLY, S H O R T BLOCK, JD403A5004S (02978) ."

Page 9. Index No. 121; in column (3), "X528A (14351) " is added.

Page 10. Index No. 133; in column (3), "X3569 (14351) " is added.

Page 10. Index No. 136; in column (3), "JD382C4050" is changed to read "JD403C4080."

Page 11. Index No. 142; in column (3), "X3253" is changed to read "X5893."

Index No. 143; in column (3), "X3043A (14351)" is added.

Page 12. Index No. 157; in column (6), "4" is changed to read "1."

Page 13. Index No. 176; in column (2), "2815-735-1828" is changed to read "2815-055-5948;" in column (3), "JD382305" is changed to read "JD3821305."

Page 14. Index No. 190; in column (3), "X507 (14351) " is added.

Index No. 192; in column (3), "X1802G (14351)" is added.

Page 21. Index No. 297; in column (3), "X7502" is changed to read "X5634."

Page 23. Index No. 328; in column (3), "H206B3160" is changed to read "H260B3160."

Page 24. Index No. 342; in column (3), "41SL200" is changed to read "41AL200."

Page 26. Index No. 368; in column (3), "JS382L2240" is changed to read "JD382L2240."

Page 33. Index No. 461; in column (2), "2910-198-5822" is changed to read "2910-198-7272;" in column (3), "14783" is changed to read "16242."

Page 38. Index No. 539; in column (3), "16183" is changed to read "16369."

Index No. 543; in column (6), "3" is changed to read "2."

Page 39. Index No. 552; in column (6), "4" is changed to read "3."

Index No. 553; in column (3), "14274" is changed to read "17513."

Index No. 556; in column (3), "15648" is changed to read "17056."

Index No. 557; column (3) is changed to read "PLUG, END PLATE: fuel outlet, 15822 (84760)."

Page 43. Index No. 614; in column (2), "2910-238-8950" is added.

Page 44. Index No. 618; in column (2), "2910-752-9138" is added.

Page 46. Index No. 647; in column (1), "X20" is changed to read "MO;" in column (3), "MANUFACTURE FROM" is added.

Index No. 648; in column (2), "4730-189-2739" is added; in column (3), "904776-5 (83179) " is changed to read "41FS-3-8 (30327)."

Index No. 649; in column (2), "4710-277-5527" is added.

Page 47. Index No. 664; in column (2), "2910-387-1912" is changed to read "2910-287-1912."

Page 49. Index No. 697; in column (2), "4730-277-1852" is added; in column (3), "901160-1 (83179) " is changed to read "WW-P-471 (81348)."

Page 60. Index No. 855; in column (3), "FW263-36 (14351) " is changed to read "ILUY06003-3 (95875.) "

Page 65. Index No. 933; in column (2), "6210-183-0661" is added; in column (3), "MA12476 (74400) " is changed to read "899803 (73331)."

Page 70. Index No. 1014A; in column (2), "5930-936-7759" is added.

Page 71. Index No. 1020; in column (1), "PO" is changed to read "MO;" in column (2), "6140-136-1042" is deleted; in column (3), "MANUFACTURE FROM" is added.

Immediately after index No. 1020, the following line items are added:

Index No. 1020A; data is added in the columns indicated.

Column	Added data
(1)	P20
(2)	5940-325-6572
(3)	TERMINAL LUG; ZNOR (01493)
(4)	EA
(6)	1
(7)	***
(8)	***
(9)	*
(10)	*

Index No. 1020B; data is added in the columns indicated.

Column	Added data
(1)	P20
(2)	5940-102-8577
(3)	TERMINAL, LUG; No. 18 (77060)
(4)	EA
(6)	1
(7)	***
(8)	***
(9)	*
(10)	*

Index No. 1020C; data is added in the columns indicated.

Column	Added data
(1)	P20
(2)	6145-805-3354
(3)	WIRE, ELECTRICAL: (22 in. required) MilC13486, type 1, class A (81349).
(4)	FT
(7)	***
(8)	***
(9)	*
(10)	*

Index No. 1021; in column (1), "X20" is changed to read "MO;" in column (3), "MANUFACTURE FROM" is added.

Immediately after Index No. 1021, the following line items are added:

Index No. 1021A; data is added in the columns indicated.

Column	Added data
(1)	P20
(2)	5940-325-6572
(3)	TERMINAL, LUG: ZNOR (01493)
(4)	EA
(6)	1
(7)	***
(8)	***
(9)	*
(10)	*

Index No. 1021B; data is added in the columns indicated.

Column	Added data
(1)	P20
(2)	5940-799-5419
(3)	TERMINAL, LUG: ZPOL (01493)
(4)	EA
(6)	1
(7)	***
(8)	***
(9)	*
(10)	*

Index No. 1021C; data is added in the columns indicated.

Column	Added data
(1)	P20
(2)	6145-806-3354
(3)	WIRE, ELECTRICAL: (9 in. required) MilC13486, type 1, class A (81349).
(4)	FT
(7)	***
(8)	***
(9)	*
(10)	*

Index No. 1022; in column (1), "PO" is changed to read "MO;" in column (2), "6140-136-1043" is deleted; in column (3), "MANUFACTURE FROM" is added.

Immediately after Index No. 1022, the following line items are added.

Index No. 1022A; data is added in the columns indicated.

Column	Added data
(1)	P20
(2)	5940-325-6572
(3)	TERMINAL, LUG: ZNOR (01493)
(4)	EA
(6)	1
(7)	***
(8)	***
(9)	*
(10)	*

Index No. 1022B; data is added in the columns indicated.

Column	Added data
(1)	P20
(2)	5940-102-8577
(3)	TERMINAL, LUG: No. 18 (77060)
(4)	EA
(6)	1
(7)	***
(8)	***

Column	Added data
(9)	*
(10)	*

Index No. 1022C; data is added in the columns indicated.

Column	Added data
(1)	P20
(2)	6145-805-3354
(3)	WIRE, ELECTRICAL: (48 in. required) MilC13486, type 1, class A (81349).
(4)	FT
(7)	***
(8)	***
(9)	*
(10)	*

Page 73. Index No. 1058; in column 2, "5320-045-5128" is added; in column 3, "908841-4 (83179) " is changed to read "52SB-1-8X1-4 (18873)."

Page 89. Index No. 1298; in column 2, "4730-257-2120" is added; in column 3, "901090-5 (83179) " is changed to read "WWP521 (81348)."

Index No. 1299; in column 2, "4730-496-7505" is added; in column 3, "1/4-18" is changed to read "1/8-27," and "906258-42 (81379) " is changed to read "71X4 (79470)."

Page 94. Index No. 1375; in column 2, "4730-496-7337" is added; in column 3, "906251-44 (83179) " is changed to read "68FLI-4X1-8 (30327)."

Page 95. Index No. 1388; in column 2, "4730-496-7505" is added; in column 3, "906258-42 (83179) is changed to read "71X4 (79470)."

Page 99. Index No. 1440; in column 2, "4730-595-0665" is added; in column 3, "901287-5 (83179) " is changed to read "WWP521 (81348)."

Pages 170 through 185. All changes, additions, and deletions of Federal stock numbers and manufacturer's code and part numbers should be appropriately reflected in the index and parts listing of the manual.

By Order of the Secretary of the Army.

Official:

VERNE L. BOWERS
Major General, United States Army
The Adjutant General

CREIGHTON W. ABRAMS
General, United States Army
Chief of Staff

Distribution:

To be distributed in accordance with DA Form 12-25A (qty rqr block No. 39), Direct/General Support Requirements for Air Compressors.

DIRECT AND GENERAL SUPPORT AND DEPOT MAINTENANCE REPAIR PARTS AND SPECIAL TOOLS LIST

**COMPRESSOR, ROTARY, AIR, DIESEL ENGINE DRIVEN, TRAILER
 MOUNTED, 2-WHEEL, PNEUMATIC TIRES, 250 CFM, 100 PSI
 (JOY MODEL RPV250DC20MSI)
 FSN 4310-952-7142
Current as of 26 March 1969**

	Paragraph	Page
Section I.	INTRODUCTION	
	Scope	1
	General	2
	Explanation of columns	3
	Special information.....	4
	How to locate repair parts.....	5
	Abbreviations.....	6
	Federal supply codes for manufacturers	7
	Recommendations for maintenance manual improvements	8
II.	REPAIR PARTS FOR DS, GS, AND DEPOT MAINTENANCE	
Group 01.	Engine	
	0100 Engine assembly	1
	0101 Crankcase, block, cylinder head.....	4
	0102 Crankshaft.....	8
	0103 Flywheel assembly.....	10
	0104 Pistons, connecting rods	11
	0105 Valves, camshafts and timing system	13
	0106 Engine lubrication system.....	16
	0108 Manifolds.....	29
03.	Fuel System	
	0301 Carburetor, fuel injector	30
	0302 Fuel pumps	30
	0304 Air cleaner	40
	0306 Tanks, lines, fittings, headers.....	42
	0309 Fuel filters	46
	0311 Engine starting aids.....	49
	0312 Accelerator, throttle or choke controls.....	50
04.	Exhaust System	
	0401 Muffler and pipes	51
05.	Cooling System	
	0501 Radiator, evaporative cooler, or heat exchanger	51
	0503 Water manifold, headers, thermostats and housing gasket	52
	0504 Water pump.....	54
	0505 Fan assembly	55
06.	Electrical System (engine and vehicular, etc.)	
	0601 Generator, alternator.....	56
	0602 Generator regulator (voltage).....	60
	0603 Starting motor.....	60
	0607 Instrument or engine control panel	64
	0608 Miscellaneous items.....	66
	0609 Lights.....	66

*This manual supersedes TM 5-4310-247-35P, 5 April 1966, including C1, 9 February 1967.

	0610	Sending units and warning switches	70
	0612	Batteries, storage (wet or dry)	71
	0615	Radio interference suppression.....	72
15.		Frame, towing attachments, and drawbars	
	1501	Frame assembly	72
18.		Body, cab, hood and hull	
	1801	Body, cab, hood, hull assemblies	73
	1808	Stowage racks, boxes, straps, carrying cases, cable reels, hose reels, etc.	74
22.		Body Chassis or Hull, and Accessory Items	
	2202	Accessory items	78
	2210	Data plates and instruction holders	78
47.		Gages (Non-Electrical), Weighing and Measuring Devices	
	4702	Gages, Mounting, lines, and fittings.....	79
	4703	Hourmeter.....	81
50.		Pneumatic Equipment	
	5000	Air compressor assembly	81
	5001	Crankcase, block, cylinder head.....	82
	5004	Pistons, connecting rods, and rotors.....	82
	5006	Lubrication system.....	85
	5007	Compressor drive	92
	5008	Air intakes	92
	5009	Unloader system components.....	94
	5012	Throttling devices.....	96
	5014	Air receiver	98
	5015	Air discharge system.....	99
76.		Firefighting Equipment Components	
	7638	Portable firefighting equipment (includes fire extinguishers).....	101
95.		General Use Standardized Parts	
	9501	Bulk materiel.....	101
99.		Part Peculiar	
	9901	Multi-listed parts	102
SECTION III.		SPECIAL TOOLS, TEST AND SUPPORT EQUIPMENT FOR DS, GS, AND DEPOT MAINTENANCE (NOT APPLICABLE)	
IV.		FEDERAL STOCK NUMBER AND REFERENCE NUMBER INDEX	

SECTION I INTRODUCTION

1. Scope

This manual lists repair parts required for the performance of direct support, general support, and depot maintenance of the air compressor.

2. General

a. The repair parts list is arranged as follows:

(1) Individual parts and major assemblies are listed alphabetically by item name within the numbered functional groups.

(2) Assembly components and subassemblies are indented and listed alphabetically by item name under major assemblies.

b. This repair parts and special tools list is divided into the following sections:

(1) *Repair Parts Section II.* A list of repair parts authorized for the performance of maintenance at the direct support, general support, and depot level.

(2) *Special Tools, Test and Support Equipment Section III.* A list of special tools, test and support equipment authorized for the performance of maintenance at the direct support, general support, and depot level. (Not applicable.)

(3) *Federal Stock Number and Reference Number Index Section IV.* A list of Federal stock numbers followed by reference numbers in ascending alphanumeric sequence cross-referenced to index, number.

3. Explanation of columns

The following provides an explanation of columns in the tabular lists in sections II and III:

a. *Source, Maintenance, and Recoverability Code (SMR), Column (1).*

(1) Source code indicates the selection status and source for the listed item. Source codes used are:

Code	Explanation
P	Applied to repair parts which are stocked in or supplied from DSA/GSA or Army supply system, and authorized for use at indicated maintenance categories.
M	Applied to repair parts which are not procured or stocked but are to be manufactured at indicated maintenance categories.
A	Applied to assemblies which are not procured or stocked as such but made up of two or more units, each of which carry individual stock numbers and descriptions and are procured and stocked and can be assembled by units at indicated maintenance categories.
X	Applied to parts and assemblies which are not procured or stocked, the mortality of which is normally below that of the applicable end item, and the failure of which should result in retirement of the end item from the supply system.

X1	Applied to repair parts which are not procured or stocked, the requirement for which will be supplied by use of the next higher assembly or components.
X2	Applied to repair parts which are not stocked. The indicated maintenance category requiring such repair parts will attempt to obtain them through cannibalization; if not obtainable through cannibalization, such repair parts will be requisitioned with supporting justification through normal supply channels.
G	Applied to major assemblies that are procured with PEMA (Procurement Equipment Missile Army) funds for initial issue only, to be used as exchange assemblies at DSU and GSU maintenance level. These assemblies will not be stocked above DSU and GSU level or returned to depot supply level.

Note. Source code is not shown on common hardware items known to be readily available in Army supply channels and through local procurement.

(2) Maintenance code indicates the lowest category of maintenance authorized to install the listed item. The maintenance level codes are:

Code	Explanation
0	Organizational maintenance
F	Direct support maintenance
H	General support maintenance
D	Depot maintenance

(3) Recoverability code indicates whether unserviceable items should be returned for recovery or salvage. Items not coded are expendable. Recoverability codes are:

Code	Explanation
R	Applied to repair parts and assemblies which are economically repairable at DSU and GSU activities and normally are furnished by supply on an exchange basis.
T	Applied to high dollar value recoverable repair parts which are subject to special handling and are issued on an exchange basis. Such repair parts normally are repaired or overhauled at depot maintenance activities.
U	Applied to repair parts specifically selected for salvage by reclamation units because of precious metal content, critical materials, high dollar value reusable casings or castings.

(4) This column also lists, below the SMR code, an index number for each item in ascending numerical sequence, which is used to locate items in the publication when the Federal stock number and/or reference number is known.

b. Federal Stock Number, Column (2). This column indicates the Federal stock number for the item.

c. Description, Column (3). This column indicates the Federal item name and any additional description of the item required. A part number or other reference number is followed by the applicable five-digit Federal supply code for manufacturers, in

parentheses. Material required for manufacture or fabrication is identified.

d. *Unit of Issue, Column (4).* This column indicates the unit used as a basis for issue; e.g., ea, pr, ft, yd, etc.

e. *Quantity Incorporated in Unit Pack, Column (5).* This column indicates the actual quantity contained in the unit pack.

f. *Quantity Incorporated in Unit, Column (6).* This column indicates the quantity of the item used in the functional group.

g. *Thirty-Day DS/OS Maintenance Allowance, Columns (7) and (8).*

(1) The allowance columns are divided into three subcolumns. Indicated in each subcolumn is the quantity of items authorized for the number of equipments supported. Items authorized for use as required but not for initial stockage are identified with an asterisk in the allowance column.

(2) The quantitative allowances for DS/GS levels of maintenance will represent initial stockage for a 30-day period for the number of equipments supported.

(3) Determination of the total quantity of parts required for maintenance of more than 100 of these equipments can be accomplished by converting the equipment quantity to a decimal factor by placing a decimal point before the next to last digit of the number to indicate hundredths, and multiplying the decimal factor by the parts quantity authorized in the 51-100 allowance column. Example, authorized allowance for 51-100 equipments is 40; for 150 equipments, multiply 40 by 1.50 or 60 parts required.

h. *One-Year Allowances Per 100 Equipments/Contingency Planning purposes, Column 9.* This column indicates the quantity required for distribution and contingency planning purposes. The range of items indicates total quantities of all authorized items required to provide for adequate support of 100 equipments for one year.

i. *Depot Maintenance Allowance Per 100 Equipments, Column (20)* This column indicates the quantity authorized for depot maintenance of 100 equipments. Items authorized for use but not for initial stockage are identified with an asterisk in the allowance column.

j. *Illustration, column (11).*

(1) *Figure number, column 11a.* Indicates the figure number of the illustration in which the item is known.

(2) *Item number, column 11b.* Indicates the callout number used to reference the item in the illustration.

4. Special Information

a. Repair parts mortality has been based on 6,000 hours of operation per year.

b. Parts which require manufacture or assembly at a category higher than that authorized for installation will indicate in the source column the higher category.

c. The following publications pertain to the air compressor and its components:

TM 5-4310-247-15	Organizational, DS, GS, and Depot Maintenance Manual
TM 5-4310-247-20P	Organizational Maintenance Repair Parts and Special Tools Lists,
LO 5-4310-247-15	Lubrication Order

5. How to Locate Repair Parts

a. When Federal stock number or reference number is unknown:

(1) *First.* Using the table of contents, determine the functional group within which the repair part belongs.

(2) *Second.* Find the illustration covering the functional group to which the repair part belongs.

(3) *Third.* Identify the repair part on the illustration, and note the illustration figure and item number of the repair part.

(4) *Fourth.* Using the Repair Parts Listing, find the functional group to which the repair part belongs and locate the illustration figure and item number noted on the illustration.

b. When Federal stock number or reference number is known:

(1) *First.* Using the Index of Federal Stock Numbers and Reference Numbers, find the pertinent Federal stock number or reference number. This index is in ascending alphanumeric sequence crossreferenced to an index number.

(2) *Second.* Using the Repair Parts Listing, find the index number referenced in the Index of Federal Stock Numbers and Reference Numbers.

6. Abbreviations

clcoil
degdegree(s)
diadiameter(s)
eseach
ftfoot (feet)
glgallon
grpGroup
idinside diameter
lbpound
glong (length)
lhleft-hand
mtgmounting(s)
Nonumber Is)
NPTNational Taper Pipe (Thread)
odoutside diameter
rhright-hand
rlreel (roll)
thdthread (ed)
thkthick (ness)

7. Federal Supply Codes for Manufacturers

<i>Code</i>	<i>Manufacturer</i>
00000.....	Ordnance Corps
00736.....	Air-Maze Div of Rockwell-Stadard Corp.
06004.....	Bassick Div, Stewart-Warner Corp
09049.....	Custom Component Switches, Inc.
09971.....	Sturgis, M. B., Inc.
14351.....	Continental Motors Corp.
14959.....	Crane Co.
15434.....	Cummins Engine Co.
16764.....	Delco-Remy Div of General Motors Corp
18265.....	Donaldson Co., Inc.
19220.....	Eberhard Mfg. Co.
19728.....	Prestolite Co., The
21387.....	Fairbanks Morse, Inc.
24455.....	General Electric Co. Lamp Div of Consumer Products Group
26901.....	Hallett Mfg. Co.
32537.....	Joy Mfg. Co.
33525.....	Kidde Walter and Co, Inc.
44218.....	Norwalk Co., Inc.
51600.....	Rollway Bearing Co., Inc.
57733.....	Stewart-Warner Corp.
58417.....	Sundstrand Corp.
61112.....	Turner Corp.
63686.....	Walworth Co.
70040.....	AC Spark Plug Div of General Motors Corp.
71951.....	Doray Lamp Co., Inc.
73273.....	Hose Accessories Co.
73370.....	Fram Corp.
74400.....	Hobbs, John W. Corp.
76700.....	Nelson Muffler Corp
78124.....	Seale Homer T., Inc.
79260.....	Walker Mfg. Co.

79470.....	Weatherhead Co, The
80254.....	Avco/Lycoming Div, Williamsport Plant
80659	AC Spark Plug Div of General Motors Corp
81321.....	Purolator Products, Inc.
81348.....	Federal Specifications Promulgated By General Services Administration
81349.....	Military Specifications Promulgated By Standardization Div., Directorate of Logistic Services DSA
81895.....	Perfecting Service Co., Breco Div.
83179.....	Joy Mfg. Co
84760.....	Standard Screw Co, Hartford Div.
88044.....	Aeronautical Standards Group, Dept of Navy and Air Force
92029.....	Auto-Ponents, Inc.
96452.....	American-Standard Controls Div of American Radiator and Standard Sanitary Corp.
96906	Military Standards Promulgated By Standardization Div, Directorate of Logistic Services DSA
99539.....	General Fire Extinguisher Corp.

8. Recommendations for Maintenance Manual Improvements

Report of errors, omissions, and recommendations for improving this publication by the individual user is encouraged. Reports should be submitted on DA Form 2028 (Recommended Changes to Publications) and forwarded direct to Commanding General, U. S. Army Mobility Equipment Command, ATTN: AMSME-MPP, 4300 Goodfellow Boulevard, St. Louis, Mo. 63120.

(1) SMR CODE	(2) FEDERAL STOCK NUMBER	(3) DESCRIPTION REFERENCE NO. & MFR. CODE USABLE ON CODE		(4) UNIT OF ISSUE	(5) QTY INC IN UNIT	(6) QTY INC IN UNIT	(7) 30-DAY DS MAINT ALLOWANCE			(8) 30-DAY GS MAINT ALLOWANCE			(9) 1-YR ALW PER 100 EQUIP CNTGCTY	(10) DEPOT MAINT ALW PER 100 EQUIP	(11) ILLUS- TRATION	
							(a) 1-20	(b) 21-50	(c) 51-100	(a) 1-20	(b) 21-50	(c) 51-100			(a) FIG NO.	(b) ITEM NO.
00001		SECTION II - REPAIR PARTS FOR DIRECT SUPPORT, GENERAL SUPPORT, AND DEPOT MAINTENANCE														
00002		GROUP 01 - ENGINE														
00003		0100 - ENGINE ASSEMBLY														
X2 F 00003		BOLT EYE, LIFTING T427A201 (14351)		EA	1										2	11
X2 F 00004		BUSHING: front engine mount JD382B202 (14351)		EA	2										6	12
P FT 00005	2815-225-4786	ENGINE, DIESEL 701701-63 (83179)		EA	1	*	*	*	*	*	*	5	2			
X2 F 00006		BUSHING, front engine mount JD38B202 (14351)		EA	2											
P 0 00007	2815-225-4784	GASKET SET: engine overhaul JD40311 (14351) (Includes components of GASKET SET, Stock No. 2815-722-6349)		EA	1	2	3	6	2	3	6	75	100			
X1 00008	2815-870-9536	GASKET: exhaust manifold flange JD403E200 (14351)		EA	1				SEE	GRP	0108					
X1 00009		GASKET: gear cover J382B306 (14351)		EA	1				SEE	GRP	0105					
X1 00010		GASKET: oil cooler JD382L217 (14351)		EA	1				SEE	GRP	0106					
X1 00011	2930-171-6575	GASKET: oil cooler elbow K600L206 (14351)		EA	2				SEE	GRP	0106					
X1 00012	2815-507-2381	GASKET: oil filler H260B321 (14351)		EA	1				SEE	GRP	0106					
X1 00013		GASKET: oil filter JD382L309 (14351)		EA	1				SEE	GRP	0107					

(1) SMR CODE	(2) FEDERAL STOCK NUMBER	(3) DESCRIPTION REFERENCE NO. & MFR. CODE USABLE ON CODE		(4) UNIT OF ISSUE	(5) QTY INC IN UNIT	(6) QTY INC IN UNIT	(7) 30-DAY DS MAINT ALLOWANCE			(8) 30-DAY GS MAINT ALLOWANCE			(9) 1-YR ALW PER 100 EQUIP CNTGCTY	(10) DEPOT MAINT ALW PER 100 EQUIP	(11) ILLUS- TRATION	
							(a) 1-20	(b) 21-50	(c) 51-100	(a) 1-20	(b) 21-50	(c) 51-100			(a) FIG NO.	(b) ITEM NO.
X1 00014		GASKET: oil filter drain plug W4B108 (14351)		EA		1				SEE	GRP	0106				
X1 00015		GASKET: oil pan J382B403 (14351)		EA		1				SEE	GRP	0106				
X1 00016	2805-353-8901	GASKET: oil pump cover N62L210 (14351)		EA		1				SEE	GRP	0106				
X1 00017		GASKET: oil pump housing JD382L211 (14351)		EA		1				SEE	GRP	0106				
X1 00018	5330-351-6356	GASKET: oil pump inlet C400L231 (14351)		EA		1				SEE	GRP	0106				
X1 00019	2815-313-7645	GASKET: water inlet elbow H260K203 (14351)		EA		1				SEE	GRP	0503				
X1 00020	2930-091-9078	GASKET: water pump H260K204 (14351)		EA		1				SEE	GRP	0504				
X1 00021		PACKING, PREFORED J382A200 (14351)		EA		8				SEE	GRP	0101				
X1 00022	2910-646-6816	SEAL, ADAPTER, FUEL INJECTOR PUMP X1583 (14351)		EA		1				SEE	GRP	0302				
X1 00023	2815-347-3782	SEAL, CRANKSHAFT: filter block H260B333 (14351)		EA		1				SEE	GRP	0101				
X1 00024	2815-347-3783	SEAL, CRANKSHAFT: filler block H260B340 (14351)		EA		1				SEE	GRP	0101				
X1 00025	2815-646-6267	SEAL, CRANKSHAFT rear H260B339 (14351)		EA		1				SEE	GRP	0102				
X1 00026	5330-641-0986	SEAL, PLAIN, ENCASED: crankshaft front 1600L214 (14351)		EA		1				SEE	GRP	0102				
X1 00027	2910-895-9083	SEAL, PLAIN, ENCASED: pump mtg X1587 (14351)		EA		1				SEE	GRP	0302				

(1) SMR CODE	(2) FEDERAL STOCK NUMBER	(3) DESCRIPTION REFERENCE NO. & MFR. CODE USABLE ON CODE	(4) UNIT OF ISSUE	(5) QTY INC IN UNIT PACK	(6) QTY INC IN UNIT	(7) 30-DAY DS MAINT ALLOWANCE			(8) 30-DAY GS MAINT ALLOWANCE			(9) 1-YR ALW PER 100 EQUIP CNTGCTY	(10) DEPOT MAINT ALW PER 100 EQUIP	(11) ILLUS- TRATION	
						(a)	(b)	(c)	(a)	(b)	(c)			(a)	(b)
						1-20	21-50	51-100	1-20	21-50	51-100			FIG NO.	ITEM NO.
X1 00028	2930-353-897	SEAL, WATER PUMP N62K211 (14351)	EA		1				SEE	GRP	0504				
X1 00029	5330-374-4058	WASHER, NONMETALLIC: drive pulley H260K213 (14351)	EA		1				SEE	GRP	0102				
P 0 00030	2815-722-6349	GASKET SET: valve grind JD403U113 (14351) (Component of GASKET ST, Stock No. 2815-225-4784, See Group 0100)	EA		1	2	3	6	2	3	6	75	100		
X1 00031		GASKET: cylinder head JD403A402 (14351)	EA		1				SEE	GRP	0101				
X1 00032		GASKET: cylinder head cover JD382A304 (14351)	EA		1				SEE	GRP	0105				
X1 00033	5330-197-8116	GASKET: cylinder head cover stud X211A (14351)	EA		3				SEE	GRP	0105				
X1 00034		GASKET: manifold J382E302 (14351)	EA		2				SEE	GRP	0108				
X1 00035	2805-527-7244	GASKET: rocker arm shaft X336 (14351)	EA		2				SEE	GRP	0105				
X1 00036	2930-313-7646	GASKET water outlet H260K209 (14351)	EA		1				SEE	GRP	0503				
P F 00037	2815-735-1827	MOUNT RESILIENT: engine front JD382B203 (14351)	EA		4	*	2	2	*	2	2	20	50	6	11
X2 F 00038		NUT, ELASTIC, STOP: front engine Mount 900490-76 (83179)	EA		2									6	14
X2 F 00039		NUT, PLAIN, HEXAGON: rear engine mtg MS35690-1201 (96906) '	EA		4									4	17
F 00040	5305-071-1775	SCREW, CAP, HEXAGON HEAD: front engine mount	EA		2	*	*	*	*	*	*	*	*	6	3
X2 F 00041.		SCREW, CAP, HEXAGON HEAD: rear engine mtg MS35291-188 (96906)	EA		4									4	19

(1) SMR CODE	(2) FEDERAL STOCK NUMBER	(3) DESCRIPTION REFERENCE NO. & MFR. CODE USABLE ON CODE	(4) UNIT OF ISSUE	(5) QTY INC IN UNIT	(6) QTY INC IN UNIT	(7) 30-DAY DS MAINT ALLOWANCE			(8) 30-DAY GS MAINT ALLOWANCE			(9) 1-YR ALW PER 100 EQUIP CNTGCTY	(10) DEPOT MAINT ALW PER 100 EQUIP	(11) ILLUS- TRATION	
						(a)	(b)	(c)	(a)	(b)	(c)			(a)	(b)
						1-20	21-50	51-100	1-20	21-50	51-100			FIG NO.	ITEM NO.
X2 F 00042		WASHER, FLAT: front engine mount 900321-5 (83179)	EA		2									6	13
X2 F 00043		WASHER, LOCK: rear engine mtg MS35338-32 (96906)	EA		4									4	18
00044		0101 - CRANKCASE, BLOCK, CYLINDER HEAD													
X2 F 00045	2815-018-2514	BODY, CELL ENERGY JD382A2070 (14351)	EA		4									2	23
P H 00046	2815-936-2194	BOLT bearing cap center and front X5949 (14351)	EA		3				*	*	*	5	5	3	21
X2 H 00047		BOLT, MACHINE: hole filler X3940 (14351)	EA		8									1	18
X2 F 00048	2815-018-2515	CAP, ENERGY CELL JD382A202 (14351)	EA		4									2	26
F H 00049	2815-018-2522	CYLINDER AND CRANKCASE JD403A5003C (14351)	EA		1				*	*	*	5	5	1	3
P H 00050	2805-422-5012	BUSHING, SLEEVE: bearing cap 8TC200 (14351)	EA		1				*	*	*	5	5	3	31
X1 00051		CAP, BEARING CENTER J382B311 (14351)	EA		1									3	28
X1 00052		CAP, BEARING FRONT JD382B419 (14351)	EA		1									3	19
X1 03053		CAP, BEARING REAR J3823414 (14351)	EA		1									3	26
P H 00054	2815-198-5817	DOWEL, BEARING CAP: front X7093 (14351)	EA		2				*	*	*	5	5	3	1
X1 00055		PACKING, PREFORMED: cylinder liner J382200 (14351) (Component of GASKET SET, Stock No. 2815-225-4784, See Group 0100)	EA		8									1	2

(1) SMR CODE	(2) FEDERAL STOCK NUMBER	(3) DESCRIPTION REFERENCE NO. & MFR. CODE USABLE ON CODE	(4) UNIT OF ISSUE	(5) QTY INC IN UNIT PACK	(6) QTY INC IN UNIT	(7) 30-DAY DS MAINT ALLOWANCE			(8) 30-DAY GS MAINT ALLOWANCE			(9) 1-YR ALW PER 100 EQUIP CNTGNCY	(10) DEPOT MAINT ALW PER 100 EQUIP	(11) ILLUS- TRATION	
						(a)	(b)	(c)	(a)	(b)	(c)			(a)	(b)
						1-20	21-50	51-100	1-20	21-50	51-100			FIG NO.	ITEM NO.
X2 H 00056		PIN, STRAIGHT, HEADLESS: bearing cap X1756 (14351)	EA		5									3	17
H 00057	5315-255-2360	PIN, STRAIGHT, HEADLESS bearing cap, front	EA		1				*	*	*	*	*	3	18
X2 H 00058		PIN, STRAIGHT, HEADLESS: flywheel to block X7003 (14351)	EA		2									1	11
X2 H 00059		PIN, STRAIGHT, HEADLESS: gear cover to block X17025 (14351)	EA		2									1	19
X2 H 00060	2805-339-1403	PLUG, CYLINDER: water hole X2279 (14351)	EA		2									1	5
P F 00061	5340-797-4860	PLUG, EXPANSION water Jacket X2215 (14351)	EA		4	2	2	4	2	2	4	50	400	1	15
X2 H 00062		PLUG, PIPE: front bearing cap X139A (14351)	EA		1									3	30
H 00063	4730-142-1851	PLUG, PIPE: hole filler	EA		2				*	*	*	*	*	1	10
H 00064	4730-042-8988	PLUG, PIPE: hole filler	EA		4				*	*	*	*	*	1	12
P H 00065	5305-135-8844	SCREW, CAP, HEXAGON HEAD: bearing cap, rear, 5/8-11 thd size, 3 3/8 in. lg drilled head X6863 (14351)	EA		2				*	*	*	4	4	3	24
P H 00066	5305-135-8845	SCREW, CAP, HEXAGON HEAD: bearing cap, Mont, 5/8-11 thd size, 4 1/2 in. lg drilled head X26618 (14351)	EA		3				*	*	*	3	3	3	22
X1 000067	2815-347-3782	SEAL, CRANKSHAFT: filler block H260B333 (14351) (Component of GASKET SET, Stock No. 2815-225-4784, See Group 0100)	EA		1									3	4
X1 00068	2815-347-3783	SEAL, CRANKSHAFT: filler block H260B340 (14351) (Component of GASKET SET, Stock No. 2815-225-4784, See Group 0100)	EA		1									3	3

(1) SMR CODE	(2) FEDERAL STOCK NUMBER	(3) DESCRIPTION REFERENCE NO. & MFR. CODE USABLE ON CODE	(4) UNIT OF ISSUE	(5) QTY INC IN UNIT	(6) QTY INC IN UNIT	(7) 30-DAY DS MAINT ALLOWANCE			(8) 30-DAY GS MAINT ALLOWANCE			(9) 1-YR ALW PER 100 EQUIP CNTGNCY	(10) DEPOT MAINT ALW PER 100 EQUIP	(11) ILLUS- TRATION	
						(a)	(b)	(c)	(a)	(b)	(c)			(a)	(b)
						1-20	21-50	51-100	1-20	21-50	51-100			FIG NO.	ITEM NO.
X1 00069		SLEEVE, CYLINDER JD403A401 (1U351) (Component of CYLINDER LINER AND PISTON KIT, Stock No. 2815-709-0686, See Group 0104)	EA		4									1	1
P F 00070	5307-274-1403	STUD, PLAIN: cylinder head mtg X4200 (L4351)	EA		2	*	*	*	*	*	*	3	3	1	29
P F 00071	5307-646-6277	STUD, PLAIN cylinder head mtg X20029 (14351)	EA		2	*	*	*	*	*	*	3	3	1	2
P F 00072	5307-818-1254	STUD, PLAIN: cylinder head mtg X20000 (14351)	EA		10	*	*	*	*	*	*	5	5	1	8
P F 00073	5307-135-8848	STUD, PLAN: cylinder head mtg, one end 9/16-12 thd size, other end 9/16-18 thd size, 2 13/16 in. lg X4704 (351)	EA		5	*	*	*	*	*	*	5	5	1	27
O 00074	5307-741-3421	STUD, PLAIN: filter to block	EA		2	*	*	*	*	*	*	*	*	1	14
F 00075	5307-274-1416	STUD, PLAIN fuel pump mtg	EA		2	*	*	*	*	*	*	*	*	1	25
X2 O 00076		STUD, PLAIN: generator bracket mtg 13XX19991 (14351)	EA		2									1	6
O 00077	5307-637-7166	STUD, PLAIN: inlet elbow	EA		2	*	*	*	*	*	*	*	*	1	21
F 00078	5307-207-1272	STUD, PLAIN: oil filter mtg	EA		1	*	*	*	*	*	*	*	*	1	4
X2 F 00079		STUD, PLAIN: oil filter mtg X4308 (14351)	EA		5									1	7
O 00080	5307-784-0015	STUD, PLAIN primary filter bracket mtg	EA		4	*	*	*	*	*	*	*	*	1	16
X2 O 00081		STUD, PLAIN: water pump mtg X4399 (14351)	EA		6									1	26
X2 O 00082		SUPPORT ASSEMBLY: oil dipstick JD382L2250 (14351)	EA		1									1	13
H 00083	5310-785-8060	WASHER, FLAT: bearing cap	EA		4				*	*	*	*	*	3	20

(1) SMR CODE	(2) FEDERAL STOCK NUMBER	(3) DESCRIPTION REFERENCE NO. & MFR. CODE USABLE ON CODE	(4) UNIT OF ISSUE	(5) QTY INC IN UNIT PACK	(6) QTY INC IN UNIT	(7) 30-DAY DS MAINT ALLOWANCE			(8) 30-DAY GS MAINT ALLOWANCE			(9) 1-YR ALW PER 100 EQUIP CNTGCT	(10) DEPOT MAINT ALW PER 100 EQUIP	(11) ILLUS- TRATION		
						(a)	(b)	(c)	(a)	(b)	(c)			(a)	(b)	
						1-20	21-50	51-100	1-20	21-50	51-100			FIG NO.	ITEM NO.	
X2 H 00084	5310-188-4233	WASHER, FLAT: bearing cap, rear X14374 (14351)	EA		2									3	25	
H 00085		WASHER, FLAT: hole filler screw	EA		8				*	*	*	*	*	1	17	
M H 00086		WIRE: bearing cap screw X13004 (14351) MANUFACTURE FROM:	EA		3										3	23
X2 H 00087	2815-735-1826	WIRE, STEEL, CARBON: 0.063 in. dia (12 in. required for each WIRE) MS20995F32-11 (96906)	CL						SEE	GRP	9501					
X1 00088		GASKET cylinder head JD4031A402 (14351) (Component of GASKET SET, Stock No. 2815-722-6349, See Group 0100)	EA		1									2	30	
X2 F 00089		GUIDE TUBE, PUSH ROD 26A01209 (14351)	EA		8									2	17	
P F 00090		HEAD ASSEMBLY, CYLINDER JD40316025 (14351)	EA		1	*	*	2	*	*	2	6	6	2		
X1 00091		HEAD CYLINDER JD403A602 (14351)	EA		1									2	20	
X2 F 00092		2805-696-4046	PLUG, CYLINDER CORE HOLE: cylinder head S7491203 (14351)	EA		1								2	35	
X2 F 00093		4730-010-3875	PLUG, FUSBLE: oil gallery cylinder head end E600A215 (14351)	EA		1								2	1	
F 00094			PLUG, PIPE: hole filler	EA		3	*	*	*	*	*	*	*	*	2	15
X2 F 00095			PLUG, PIPE: oil gallery cylinder head top, 1/8-27 thd size X2593 (1.4351)	EA		1									2	34
X2 F 00096			NUT, PLAIN, HEXAGON: cylinder head mtg X1890 (14351)	EA		16									2	14

(1) SMR CODE	(2) FEDERAL STOCK NUMBER	(3) DESCRIPTION REFERENCE NO. & MFR. CODE USABLE ON CODE	(4) UNIT OF ISSUE	(5) QTY INC IN UNIT PACK	(6) QTY INC IN UNIT	(7) 30-DAY DS MAINT ALLOWANCE			(8) 30-DAY GS MAINT ALLOWANCE			(9) 1-YR ALW PER 100 EQUIP CNTGCTY	(10) DEPOT MAINT ALW PER 100 EQUIP	(11) ILLUS- TRATION	
						(a)	(b)	(c)	(a)	(b)	(c)			(a)	(b)
						1-20	21-50	51-100	1-20	21-50	51-100			FIG NO.	ITEM NO.
F 00097	5310-596-4989	NUT, PLAIN, HEXAGON: cylinder head mtg	EA		2	*	*	*	*	*	*	*	*	2	21
P F 00098	2815-131-4758	PLUG, ENERGY CELL JD382A200 (14351)	EA		4	*	*	*	*	*	*	5	5	2	24
P F 00099	2815-131-4748	RETAINER, ENERGY CELL JD382A201 (14351)	EA		4	*	*	*	*	*	*	5	5	2	25
O 00100	5307-364-4945	STUD, PLAIN: cylinder head cover center mtg	EA		1	*	*	*	*	*	*	*	*	2	12
O 00101	5307-268-5757	STUD, PLAIN: manifold center mtg	EA		4	*	*	*	*	*	*	*	*	2	29
O 00102	5307-297-8313	STUD, PLAIN: manifold center mtg	EA		5	*	*	*	*	*	*	*	*	2	28
O 00103	5307-637-7166	STUD, PLAIN: manifold end mtg	EA		2	*	*	*	*	*	*	*	*	2	27
F 00104	5310-637-9541	WASHER, LOCK: cylinder head mtg	EA		2	*	*	*	*	*	*	*	*	2	22
X2 F 00105		WASHER, PLAIN: cylinder head mtg, 5/8 in. id, 1 in. od, 3/32 in. thk X14457 (14351)	EA		17									2	10
00106		0102 - CRANK SHAFT													
P H 00107	2815-709-0685	BEARING SET, CRANKSHAFT JD382T135 (14351)	EA		1				*	2	2	12	100		
X1 00108		BEARING, CRANKSHAFT: center JD382G3091 (14351)	EA		1										
X1 00109		BEARING, CENTER LOWER JD382G303 (14351)	EA		1									3	29
X1 00110		BEARING, CENTER UPPER JD382G309 (14351)	EA		1									3	7
X1 00111		BEARING, CRANKSHAFT front JD382G3001 (14351)	EA		1										
X1 00112		BEARING, FRONT LOWER JD382G301 (14351)	EA		1									3	16
X1 00113		BEARING, FRONT UPPER JD382G300 (14351)	EA		1									3	8

(1) SMR CODE	(2) FEDERAL STOCK NUMBER	(3) DESCRIPTION REFERENCE NO. & MFR. CODE USABLE ON CODE	(4) UNIT OF ISSUE	(5) QTY INC IN UNIT PACK	(6) QTY INC IN UNIT	(7) 30-DAY DS MAINT ALLOWANCE			(8) 30-DAY GS MAINT ALLOWANCE			(9) 1-YR ALW PER 100 EQUIP CNTGCTY	(10) DEPOT MAINT ALW PER 100 EQUIP	(11) ILLUS- TRATION		
						(a)	(b)	(c)	(a)	(b)	(c)			(a)	(b)	
						1-20	21-50	51-100	1-20	21-50	51-100			FIG NO.	ITEM NO.	
X1 00114		BEARING, CRANKSHAFT: rear JD382G3041 (14351)	EA		1											
X1 00115		BEARING, REAR LOWER JD3820305 (14351)	EA		1									3	27	
X1 00116		BEARING, REAR UPPER JD3820304 (14351)	EA		1									3	6	
P HT 00117	2815-055-5947	CRANKSHAFT ENGINE JD382C2242 (14351)	EA		1				*	*	2	6	10	3	5	
X2 H 00118		CRANKSHAFT JD382C224 (14351)	EA		1											
X2 H 0019	2815-293-1589	DEFLECTOR, DIRT AND LIQUID: crankshaft H260C201 (14351)	EA		1									3	15	
P F 00120	2990-374-3996	JAW, STARTING CRANK B600-0-201 (14351)	EA		1	*	*	*	*	*	*	5	5	6	8	
F 00121	5315-325-4739	KEY, WOODRUFF: crankshaft	EA		1	*	*	*	*	*	*	*	*	3	9	
X2 F 00122		PLUG, CRANKSHAFT PULLEY: keyvay X664 (14351)	EA		1									6	9	
P F 00123	2815-018-2524	PULLEY, CRANKSHAFT JD403C407 (14351)	EA		1	*	*	*	*	*	*	5	5	6	6	
X1 00124	2815-646-6267	SEAL, CRANKSHAFT: rear H260B339 (14351) (Component of GASKET SET, Stock No. 2815-225-4784, See Group 0100)	EA		1									3	2	
X1 00125	5330-641-0986	SELL, PLAIN, ENCASED M600L214 (14351) (Component of GASKET SET, Stock No. 2815-225-4784, See Group 0100)	EA		1									6	16	
P H 00126	2805-363-4663	SHIM: 0.002 in. thk, crankshaft (As required) 20RC215 (14351)	EA						*	2	2	25	20	3	12	

(1) SMR CODE	(2) FEDERAL STOCK NUMBER	(3) DESCRIPTION REFERENCE NO. & MFR. CODE USABLE ON CODE	(4) UNIT OF ISSUE	(5) QTY INC IN UNIT PACK	(6) QTY INC IN UNIT	(7) 30-DAY DS MAINT ALLOWANCE			(8) 30-DAY GS MAINT ALLOWANCE			(9) 1-YR ALW PER 100 EQUIP CNTGCV	(10) DEPOT MAINT ALW PER 100 EQUIP	(11) ILLUS- TRATION	
						(a)	(b)	(c)	(a)	(b)	(c)			(a) FIG NO.	(b) ITEM NO.
						1-20	21-50	51-100	1-20	21-50	51-100				
P H 00127	28C5-597-9210	SHIM: 0.008 in. thk, crankshaft (As required) 20RC216 (14351)							*	2	2	25	20	3	13
X1 00128	5330-374-4058	WASHER, NONMETALLIC: drive pulley H260K213 (14351) (Component of GASKET SET, Stock NO. 2815-225-4784, See Group 0100)	EA		1									6	10
X2 F 00129		WASHER, PLAIN: crankshaft jaw X14206 (14351)	EA		1									6	7
X2 H 00130	2815-907-6928	WASHER, THRUST: crankshaft JD382C228 (14351)	EA		1									3	11
X2 H 00131	2805-661-3757	WASHER, THRUST: crankshaft R600C201 (14351)	EA		1									3	10
00132 F 00133		0103 - FLYWHEEL ASSEMBLY													
	5306-685-1821	BOLT, MACHINE: flywheel mtg	EA		6	*	*	*	*	*	*	*	*	4	14
X2 F 00134	2805-364-4935	COVER, FLYWHEEL, HOUSING: pointer 8FC205(14351)	EA		1									4	3
X2 F 00135	2805-311-2467	DOWEL, CRANKSHAFT FLYWHEEL R600C219 (14351)	EA		2									4	9
X2 H 00136		FLYWHEEL ASSEMBLY JD382C4050 (14351)	EA		1										
X1 00137		FLYWHEEL JD382C405 (14351)	EA		1									4	8
P F 00138	2815-270-3575	GEAR, SPUR: ring, flywheel, 119 teeth HD260C302 (14351)	EA		1	*	*	2	*	*	2	6	2	4	7
X2 H 00139		HOUSING, FLYWHEEL JD382B600 (14351)	EA		1									4	5
X2 F 00140		SCREW, CAP, HEXAGON HEAD: housing to crankcase X6856 (14351)	EA		2									4	6

(1) SMR CODE	(2) FEDERAL STOCK NUMBER	(3) DESCRIPTION REFERENCE NO. & MFR. CODE	(4) UNIT OF ISSUE	(5) QTY INC IN UNIT	(6) QTY INC IN UNIT	(7) 30-DAY DS MAINT ALLOWANCE			(8) 30-DAY GS MAINT ALLOWANCE			(9) 1-YR ALW PER 100 EQUIP CNTGCV	(10) DEPOT MAINT ALW PER 100 EQUIP	(11) ILLUS- TRATION	
						(a) 1-20	(b) 21-50	(c) 51-100	(a) 1-20	(b) 21-50	(c) 51-100			(a) FIG NO.	(b) ITEM NO.
X2 F 00141		SCREW, CAP, HEXAGON HEAD: housing to crankcase X3063 (14351)	EA		2									4	16
X2 F 00142		SCREW, CAP, HEXAGON HEAD: housing to flange x3253 (14351)	EA		4									4	1
F 00143	5305-376-8301	SCREW, DRIVE: timing pointer	EA		1	*	*	*	*	*	*	*	*	4	4
F 00144	5310-261-7340	WASHER, LOCK: flywheel housing mtg	EA		8	*	*	*	*	*	*	*	*	4	2
X2 F 00145		WASHER, LOCK: flywheel mtg X273 (14351)	EA		5									4	15
M F 00146		WIRE, FLYWHEEL BOLT X1333M (14351) MANUFACTURE FROM:	EA		3									4	13
P F 00147	9505-199-8736	WIRE, STEEL, CARBON (8 in. required for each WIRE)	LB						SEE	GRP	9501				
		0104 - PISTONS, CONNECTING RODS													
P H 00149	2815-709-0684	BEARING SET, SLEEVE: connecting rod JD382T102 (14351)	EA		1				2	2	2	24	100		
X1 00150	2815-907-6931	BEARING JD382G306 (14351)	EA		8										
X1 00151	2815-907-6931	BEARING, CONNECTING ROD JD382G306 (14351)	EA		4									5	9
P H 00152	2815-709-0686	CYLINDER LINER AND PISTON KIT, CYLINDER JD403T104 (14351) (Includes components of PISTON ASSEMBLY, Stock No. (14351) JS403A4001A and RING KIT, Stock No. 2815-225-4787	EA		1				*	2	2	12	100		
X1 00153		CYLINDER LINER AND PISTON ASSEMBLY JD403A4012 (14351)	EA		4										
P H 00154	2815-744-1255	PIN, PISTON JD382A206 (14351)	EA		4				2	4	8	80	100	5	7

(1) SMR CODE	(2) FEDERAL STOCK NUMBER	(3) DESCRIPTION REFERENCE NO. & MFR. CODE	(4) UNIT OF ISSUE	(5) QTY INC IN UNIT	(6) QTY INC IN UNIT	(7) 30-DAY DS MAINT ALLOWANCE			(8) 30-DAY GS MAINT ALLOWANCE			(9) 1-YR ALW PER 100 EQUIP CNTGCTY	(10) DEPOT MAINT ALW PER 100 EQUIP	(11) ILLUS- TRATION		
						(a) 1-20	(b) 21-50	(c) 51-100	(a) 1-20	(b) 21-50	(c) 51-100			(a) FIG NO.	(b) ITEM NO.	
																USABLE ON CODE
X2 H 00155	2815-939-9283	PISTON, ENGINE JD403A4001A (14351) (Includes PIN, Stock No. 2815-744-1255, 2 each RING, Stock No. 5340-282-0086 and components of RING KIT, Stock No. 2815-225-4787)	EA		4											
X1 00156		PISTON, ENGINE JD403A400 (14351)	EA		4									5	6	
P H 00157	2815-225-4787	RING KIT: piston JD403T105C (14351)	EA		4				3	5	10	120	100			
X1 00158		RING, TOP GROOVE J403A300 (14351)	EA		4									5	4	
X1 00159		RING, 2nd AND 3rd GROOVES J403A301 (14351)	EA		8									5	3	
X1 00160		RING, 4th GROOVE J403A302 (14351)	EA		4									5	2	
X1 00161		RING, 5th GROOVE JD403A300 (14351)	EA		4									5	1	
X1 00162		SPRING, EXPANDER (4) L478A308 (14351)	EA		0											
X1 00163		SPRING, EXPANDER (8) J403A304 (14351)	EA		0											
X2 H 00164	5340-282-0086	RING, RETAINING: piston pin 22RA224 (14351)	EA		8									5	5	
P H 00165	2815-709-0679	ROD AND BEARING ASSEMBLY: connecting J382D4003 (14351) (Includes 2 each BEARING PART No. (14351) JD382G306)	EA		4				*	*	2	10	10			
X1 00166	5306-374-4191	BOLT, MACHINE: connecting rod cap 22RD208 (14351)	EA		8				*	2	2	20	30	5	13	
H 00167	5310-268-7270	NUT, SLOTTED HEXAGON: connecting rod	EA		8				*	*	*	*	*	5	12	

(1) SMR CODE	(2) FEDERAL STOCK NUMBER	(3) DESCRIPTION REFERENCE NO. & MFR. CODE USABLE ON CODE	(4) UNIT OF ISSUE	(5) QTY INC IN UNIT PACK	(6) QTY INC IN UNIT	(7) 30-DAY DS MAINT ALLOWANCE			(8) 30-DAY GS MAINT ALLOWANCE			(9) 1-YR ALW PER 100 EQUIP CNTGCTY	(10) DEPOT MAINT ALW PER 100 EQUIP	(11) ILLUS- TRATION	
						(a) 1-20	(b) 21-50	(c) 51-100	(a) 1-20	(b) 21-50	(c) 51-100			(a) FIG NO.	(b) ITEM NO.
H 00168	5315-816-1794	PIN, COTTER connecting rod bolt	EA		8				*	*	*	*	*	5	11
X1 00169		ROD, CONNECTING J32D4002 (14351)	EA		4									5	10
X2 H 00170	2815-709-0680	BUSHING, SLEEVE: connecting rod J382G200 (14351)	EA		4									5	8
00171		0105 - VALVES, CAMSHAFTS AND TIMING SYSTEM													
P H 00172	2815-907-6929	BEARING SET, SLEEVE JD382T174 (14351)	EA		1				*	*	2	6	100		
X1 00173		BUSHING, C SHAFT JD382C219 (14351)	EA		1									8	2
X1 00174		BUSHING, C SHAFT JD382G220 (14351)	EA		1									8	3
X1 00175		BUSHING, C SHAFT JD382C221 (14351)	EA		1									8	6
P H 00176	2815-735-1828	CAMSHAFT, ENGINE JD382305 (14351)	EA		1				*	*	2	10	5	8	1
X2 H 00177		COVER ASSEMBLY, GEAR JD382B4172 (14351)	EA		1										
X1 00178		COVER JD382B417 (14351)	EA		1									6	2
X1 00179		GASKET: gear cover J382B306 (14351) (Component of GASKET SET, Stock No. 2815-225-4784, See Group 0100)	EA		1									6	1
X1 00180	5330-641-0986	SEAL, PLAIN, ENCASED: crankshaft front M600L214 (14351) (Component of GASKET SET, Stock No. 2815-225-4784, See Group 0100)	EA		1				SEE	GRP	0102				
X2 0 00181		COVER, CYLINDER HEAD JD382A5010 (14351)	EA		1									7	6

(1) SMR CODE	(2) FEDERAL STOCK NUMBER	(3) DESCRIPTION REFERENCE NO. & MFR. CODE USABLE ON CODE	(4) UNIT OF ISSUE	(5) QTY INC IN UNIT PACK	(6) QTY INC IN UNIT	(7) 30-DAY DS MAINT ALLOWANCE			(8) 30-DAY GS MAINT ALLOWANCE			(9) 1-YR ALW PER 100 EQUIP CNTGNCY	(10) DEPOT MAINT ALW PER 100 EQUIP	(11) ILLUS- TRATION	
						(a)	(b)	(c)	(a)	(b)	(c)			(a)	(b)
						1-20	21-50	51-100	1-20	21-50	51-100			FIG NO.	ITEM NO.
X1 00182		GASKET: cylinder head cover J382A304 (14351) (Component of GASKET SET, Stock No. 2815-722-6349, See Group 0100)	EA		1									7	9
X1 00183	5330-197-8116	GASKET: cylinder head cover stud X211A (14351) (Component of GASKET SET, Stock No. 2815-225-4785, See Group 0100)	EA		3									7	7
X1 00184	2805-527-7244	GASKET: rocker arm shaft X336 (14351) (Component of GASKET SET, Stock No. 2815-225-4785, See Group 0100)	EA		2									7	2
P H 00185	2815-758-9025	GEAR, CAMSHAFT JD382H401 (14351)	EA		1				*	*	2	10	6	8	8
X2 H 00186	2815-055-7353	GEAR, HELICAL: crankshaft JD382H324 (14351)	EA		1									3	14
P F 00187	2815-030-0850	GUIDE, EXHAUST VALVE SYSTEM J3821200 (14351)	EA		4	2	3	5	2	3	5	60	100	2	9
P F 00188	2815-325-4720	GUIDE, INTAKE VALVE SYSTEM H2601200 (14351)	EA		4	2	3	5	2	3	5	60	100	2	2
P F 00189	2815-131-4733	INSERT, VALVE SEAT EXHAUST M600A256 (14351)	EA		4	2	3	5	2	3	5	60	100	2	32
H 00190	5315-363-4666	KEY, WOODRUFF: gear camshaft	EA		1				*	*	*	*	*	8	13
P F 00191	2805-383-7592	LOCK, VALVE SPRING, RETAINER E6041202 (14351)	EA		16	3	6	12	3	6	12	144	160	2	6
H 00192	5310-579-3039	NUT, PLAIN, HEXAGON: camshaft gear mtg	EA		1				*	*	*	*	*	8	10
0 00193	5310-011-7062	NUT, PLAIN, HEXAGON: cylinder head cover	EA		3	*	*	*	*	*	*	*	*	7	8
X2 H 00194	2815-507-3983	PLATE, THRUST, CAMSHAFT B6001216 (14351)	EA		1									8	7
X2 F 00195		PLUG, OIL: rocker arm shaft (Special) TD6001204 (14351)	EA		2									7	1

(1) SMR CODE	(2) FEDERAL STOCK NUMBER	(3) DESCRIPTION REFERENCE NO. & MFR. CODE USABLE ON CODE		(4) UNIT OF ISSUE	(5) QTY INC IN UNIT PACK	(6) QTY INC IN UNIT	(7) 30-DAY DS MAINT ALLOWANCE			(8) 30-DAY GS MAINT ALLOWANCE			(9) 1-YR ALW PER 100 EQUIP CNTGCV	(10) DEPOT MAINT ALW PER 100 EQUIP	(11) ILLUS- TRATION	
							(a)	(b)	(c)	(a)	(b)	(c)			(a)	(b)
							1-20	21-50	51-100	1-20	21-50	51-100			FIG NO.	ITEM NO.
P F 00196	5340-266-1975	RING, RETAINING: intake and exhaust valve stop 15RI220 (14351)		EA		8	3	5	10	3	5	10	120	80	2	4
P F 00197	2815-651-2773	ROCKER ARM, VALVE X60012350 (14351)		EA		8	*	2	2	*	2	2	15	30	7	4
P F 00198	2815-995-1285	ROD, PUSH JD3821203 (14351)		EA		8	2	2	3	2	2	3	30	15	8	5
A H 00199		SCREW, ASSEMBLED WASHER X5790 (14351)		EA		5										
H 00200	5305-269-3211	SCREW, CAP, HEXAGON HEAD: gear cover mtg		EA		1				*	*	*	*	*	6	15
H 00201	5310-261-7340	WASHER, LOCK: gear cover mtg		EA		1				*	*	*	*	*	6	4
H 00202	5305-269-3213	SCREW, CAP, HEXAGON HEAD gear cover to crankcase bottom		EA		2				*	*	*	*	*	6	5
X2 H 00203		SCREW, CAP, HEXAGON HEAD: plate mtg, camshaft X6808 (14351)		EA		2									8	11
F 00204	5305-097-6426	SCREW: rocker arm support mtg		EA		2	*	*	*	*	*	*	*	*	7	15
X2 F 00205	2815-776-2724	SCREW, SHAFT SUPPORT: rocker arm H2601206 (14351)		EA		2									7	5
X2 F 00206	2815-324-0284	SEAT, HELICAL, COMPRESSION valve spring 2601203 (14351)		EA		8									2	5
P F 00207	2815-933-2737	SHAFT J3821400 (14351)		EA		1	*	*	2	*	*	2	6	10	7	11
P F 00208	2805-362-0525	SOCKET, ACTUATING BALL, VALVE R6001203 (14351)		EA		8	2	2	2	2	2	2	24	*	7	16
X2 O 00209	2815-322-0550	SPACER, CYLINDER HEAD COVER H260A204 (14351)		EA		1									2	13
X2 F 00210		SPACER: rocker arm JD3821201 (14351)		EA		8									7	12
P F 00211	2805-254-1355	SPRING, HELICAL, COMPRESSION: intake and exhaust valve A6000I338 (14351)		EA		8	3	5	10	3	5	10	120	200	2	3

(1) SMR CODE	(2) FEDERAL STOCK NUMBER	(3) DESCRIPTION REFERENCE NO. & MFR. CODE USABLE ON CODE	(4) UNIT OF ISSUE	(5) QTY INC IN UNIT PACK	(6) QTY INC IN UNIT	(7) 30-DAY DS MAINT ALLOWANCE			(8) 30-DAY GS MAINT ALLOWANCE			(9) 1-YR ALW PER 100 EQUIP CNTGCTY	(10) DEPOT MAINT ALW PER 100 EQUIP	(11) ILLUS- TRATION	
						(a) 1-20	(b) 21-50	(c) 51-100	(a) 1-20	(b) 21-50	(c) 51-100			(a) FIG NO.	(b) ITEM NO.
X2 F 00212	2805-691-7800	SPRING, HELICAL, COMPRESSION: rocker arm shaft, long S749I205 (14351)	EA		3									7	10
X2 F 00213	2805-187-4321	SPRING, HELICAL COMPRESSION: rocker arm shaft, short R600I218 (143515)	EA		2									7	3
X2 F 00214		SUPPORT: rocker shaft J382I300 (14351)	EA		4									7	13
P F 00215	2805-535-3571	TAPPET, VALVE D600I269 (14351)	EA		8	2	2	4	2	2	4	48	40	8	4
12 F 00216		VALVE, KIT J382T108 (14351)	EA		1										
P F 00217	2815-709-0683	VALVE, ENGINE exhaust JD382I301 (14351)	EA		4	*	2	2	*	2	2	20	150	2	33
X2 F 00218		VALVE KIT, INTAKE JD382T109 (14351)	EA		1										
P F 00219	2815-709-0682	VALVE, ENGINE: intake J382I300 (14351)	EA		4	*	*	2	*	*	2	15	75	2	31
H 00220	5310-894-9407	WASHER, FLAT: plate mtg camshaft	EA		2				*	*	*	*	*	8	12
F 00221	5310-709-2928	WASHER, FLAT: rocker arm support mtg	EA		4	*	*	*	*	*	*	*	*	7	14
H 00222	5310-264-4060	WASHER, KEY: camshaft gear	EA		1				*	*	*	*	*	8	9
H 00223	5310-637-9541	WASHER, LOCK: gear cover to crankcase	EA		7				*	*	*	*	*		
00224		0106 - ENGINE LUBRICATION SYSTEM													
H 00225	4730-980-2197	ADAPTER, OIL LINE	EA		2				*	*	*	*	*	10	6
0 00226	4730-778-7614	ADAPTER, STRAIGHT: cross to oil gage tube	E		1	*	*	*	*	*	*	*	*	14	13
X2 H 00227		ADAPTER, STRAIGHT: oil pump and balancer housing 20018 (14351)	EA		1									10	13

(1) SMR CODE	(2) FEDERAL STOCK NUMBER	(3) DESCRIPTION REFERENCE NO. & MFR. CODE	(4) UNIT OF ISSUE	(5) QTY INC IN UNIT PACK	(6) QTY INC IN UNIT	(7) 30-DAY DS MAINT ALLOWANCE			(8) 30-DAY GS MAINT ALLOWANCE			(9) 1-YR ALW PER 100 EQUIP CNTGNCY	(10) DEPOT MAINT ALW PER 100 EQUIP	(11) ILLUS- TRATION	
						(a) 1-20	(b) 21-50	(c) 51-100	(a) 1-20	(b) 21-50	(c) 51-100			(a) FIG NO.	(b) ITEM NO.
X2 0 00228		ADAPTER, STRAIGHT, PIPE TO TUBE: fuel pump adapter, oil line JD382L213 (14351)	EA		1									14	14
P H 00229	2815-018-2529	BALANCER ASSD(BLIs engine oil pump JD382B4234 (1U4351) (Includes components of OIL PUMP KIT, Stock No. 2815-764-6539 and BALANCER KIT, Stock No. 2815-764-65385	EA		1				*	*	*	5	5	10	
X2 0 00230		BASE, OIL FILTER JD3821601 (14351)	EA		1									11	6
X1 00231	2815-018-2552	BODY ASSEMBLY JD382L2151 (41351)	EA		1										
X1 00232		BODY ASSEMBLY JD382L2150 (14351)	EA		1										
X1 00233		BODY JD382L215 (14351)	EA		1									10	28
P H 00234	4730-250-7905	BUSHING X9501 (14351)	EA		1				*	*	*	5	5	10	30
X2 H 00235	5315-012-0123	PIN, COTTER X619 (14351)	EA		1									10	27
S2 H 00236		RETAINER, VALVE SPRING CVT3221 (14351)	EA		1									10	24
X 2H 00237		SPRING, HELICAL, COMPRESSION 10EL230 (14351)	EA		1									10	25
X2 H 00238	2815-215-7436	VALVE, RELIEF, OIL PRESSURE CVT2398 (14351)	EL		1									10	26
X2 H 00239		COLLAR, SHAFT JD382B218 (14351)	EA		1									9	36
X2 H 00240	2805-353-8983	COVER ASSEMBLY, OIL PUMP 17EL2001 (14351)	EA		1										
X2 H 00241	2805422-5791	COVER: oil pump body 17E1200 (14351)	EA		1									9	45

(1) SMR CODE	(2) FEDERAL STOCK NUMBER	(3) DESCRIPTION REFERENCE NO. & MFR. CODE USABLE ON CODE	(4) UNIT OF ISSUE	(5) QTY INC IN UNIT PACK	(6) QTY INC IN UNIT	(7) 30-DAY DS MAINT ALLOWANCE			(8) 30-DAY GS MAINT ALLOWANCE			(9) 1-YR ALW PER 100 EQUIP CNTGCTY	(10) DEPOT MAINT ALW PER 100 EQUIP	(11) ILLUS- TRATION		
						(a) 1-20	(b) 21-50	(c) 51-100	(a) 1-20	(b) 21-50	(c) 51-100			(a) FIG NO.	(b) ITEM NO.	
X2 H 00242	2815-364-4955	NIPPLE, TUBE 10EL204 (14351)	EA		1											
X2 H 00243		DOWEL, FRAME TO CRANKCASE X17025 (14351)	EA		2									9	10	
X2 H 00244		FRAME, STRAINER: oil inlet M600K301 (14351)	EA		1									9	40	
P H 00245	2815-018-2551	GEAR JD382H319 (14351)	EA		1				*	*	*	5	5	9	4	
X1 00246		HOUSING ASSEMBLY JD382B4231 (14351)	EA		1									10		
X2 H 00247		HOUSING ASSEMBLY JD382B4230 (14351)	EA		1									10		
P H 00248	3120-042-8623	BUSHING, SLEEVE: driveshaft JD382G218 (14351)	EA		1				*	*	*	5	5	10	17	
F H 00249	3120-042-8622	BUSHING, SLEEVE: housing JD382G214 (14351)	EA		2				*	*	*	5	5	9	9	
X1 00250		HOUSING JD382B423 (14351)	EA		1									10	10	
X2 H 00251		PIN JD382B225 (14351)	EA		1											
X2 H 00252		PLUG: center bushing to center weight housing X2291 (14351)	EA		1									10	11	
H 00253	4730-529-4964	PLUG, PIPE	EA		2				*	*	*	*	*	10	9	
P H 00254	2815-018-2548	SPRING JD382B226 (14351)	EA		1				*	*	*	5	5			
P H 00255	5307-021-4115	STUD, OIL PUMP: idler gear JD382L209 (14351)	EA		1				*	*	*	5	5	10	23	
X2 H 00256		NUT, PLAIN, HEXAGON: collar to counterweight drive shaft pin X18487 (14351)	EA		1									9	37	

(1) SMR CODE	(2) FEDERAL STOCK NUMBER	(3) DESCRIPTION REFERENCE NO. & MFR. CODE USABLE ON CODE		(4) UNIT OF ISSUE	(5) QTY INC IN UNIT PACK	(6) QTY INC IN UNIT	(7) 30-DAY DS MAINT ALLOWANCE			(8) 30-DAY GS MAINT ALLOWANCE			(9) 1-YR ALW PER 100 EQUIP CNTGCTY	(10) DEPOT MAINT ALW PER 100 EQUIP	(11) ILLUS- TRATION	
							(a) 1-20	(b) 21-50	(c) 51-100	(a) 1-20	(b) 21-50	(c) 51-100			(a) FIG NO.	(b) ITEM NO.
X2 H 00257		PIN, COLLAR RETAINING X17162 (14351)		EA		1									9	38
X2 H 00258		PIN, SHAFT RETAINING X17113 (14351)		EA		1									9	39
X2 H 00259	2940-219-5459	SCREEN ASSEMBLY: oil strainer M600L2030 (14351)		EA		1										
X1 00260		SCREEN, OIL STRAINER M600L302 (14351)		EA		1									9	42
M H 00261		WIRE 6VB119 (14351) MANUFACTURE FROM:		EA		1									9	43
P H 00262	9505-198-9104	WIRE, STEEL, CARBON (24 in. required)		RL					SEE	GRP	9501					
X2 H 00263		SCREW, ASSEMBLED WASHER: oil strainer frame and cover mtg 12988 (14351)		EA		6									9	44
H 00264	5305-068-0502	SCREW, CAP, HEXAGON HEAD		EA		6			*	*	*	*	*			
H 00265	5310-582-5965	WASHER, LOCK		EA		6			*	*	*	*	*			
H 00266	5305-724-5938	SCREW, CAP, HEXAGON HEAD: frame to block		EA		2			*	*	*	*	*	9	29	
X2 H 00267		SCREW, CAP, HEXAGON HEAD: pump mtg X6617 (14351)		EA		2								10	14	
X2 H 00268		SETSCREW: drive gear counterweight X6631 (14351)		EA		2								9	3	
P H 00269	2815-018-2553	SHAFT ASSEMBLY JD403B3021 (14351)		EA		1			*	*	*	5	5			
P H 00270	2815-018-2557	SHAFT ASSEMBLY: oil pump JD382B4241 (14351)		EA		1			*	*	*	5	5			
P H 00271	2815-018-2559	GEAR JD382H321 (14351)		EA		1			*	*	*	5	5	9	21	
X2 H 00272		KEY, SQUARE: counterweight drive shaft X673 (14351)		EA		1								9	25	

(1) SMR CODE	(2) FEDERAL STOCK NUMBER	(3) DESCRIPTION REFERENCE NO. & MFR. CODE USABLE ON CODE		(4) UNIT OF ISSUE	(5) QTY INC IN UNIT PACK	(6) QTY INC IN UNIT	(7) 30-DAY DS MAINT ALLOWANCE			(8) 30-DAY GS MAINT ALLOWANCE			(9) 1-YR ALW PER 100 EQUIP CNTGCTY	(10) DEPOT MAINT ALW PER 100 EQUIP	(11) ILLUS- TRATION	
							(a) 1-20	(b) 21-50	(c) 51-100	(a) 1-20	(b) 21-50	(c) 51-100			(a) FIG NO.	(b) ITEM NO.
X2 H 00273		KEY, WOODRUFF: drive gear X513 (14351)		EA		1									9	24
H 00274	5310-779-8193	NUT, SELF-LOCKING, HEXAGON: gear to shaft mtg		EA		2				*	*	*	*	*	9	24
H 00275	5310-044-5285	NUT, SPECIAL: gear to shaft		EA		1				*	*	*	*	*	9	23
X2 H 00276	2815-042-2815	SHAFT ASSEMBLY JD382B424 (14351)		EA		1									9	19
X1 00277	2805-364-4954	SPACER, STRAINER: oil inlet C400L228 (14351)		EA		1									9	41
X2 H 00278		WASHER, LOCK: oil pump body mtg X14451 (14351)		EA		1									10	5
X2 H 00279	3120-042-8624	WASHER, THRUST: counterweight drive shaft gear JD382B219 (14351)		EA		2									9	20
P H 00280	2815-764-6538	BALANCER KIT JD403T111 (14351) (Includes components of BALANCER REPAIR KIT, Stock No. 2815-018-2617)		EA		1				*	*	2	10	50		
P H 00281	2815-018-2613	GEAR AND IDLER KIT JD403T109 (14351)		EA		1				*	*	2	10	25		
X1 00282		GEAR ASSEMBLY JD403H3011 (14351)		EA		1										
X1 00283		BUMPER JD403B202 (14351)		EA		2									9	7
X1 00284		BUSHING JD403G200 (14351)		EA		1									9	9
X1 00285		GEAR JD403H301 (14351)		EA		1									9	8
X1 00286		SEAT JD403B200 (14351)		EA		4									9	5
X1 00287		SPRING JD403B201 (14351)		EA		2									9	6

(1) SMR CODE	(2) FEDERAL STOCK NUMBER	(3) DESCRIPTION REFERENCE NO. & MFR. CODE USABLE ON CODE		(4) UNIT OF ISSUE	(5) QTY INC IN UNIT PACK	(6) QTY INC IN UNIT	(7) 30-DAY DS MAINT ALLOWANCE			(8) 30-DAY GS MAINT ALLOWANCE			(9) 1-YR ALW PER 100 EQUIP CNTGCV	(10) DEPOT MAINT ALW PER 100 EQUIP	(11) ILLUS- TRATION		
							(a) 1-20	(b) 21-50	(c) 51-100	(a) 1-20	(b) 21-50	(c) 51-100			(a) FIG NO.	(b) ITEM NO.	
X1 00288	2815-018-2556	IDLER ASSEMBLY JD403B3010 (14351)		EA		1											
X1 00289		BUSHING JD382G209 (14351)		EA		2										9	1
X1 00290		SHAFT JD403B302 (14351)		EA		1										9	26
X1 00291		COUNTERWEIGHT JD403B301 (14351)		EA		1										9	2
X2 O 00292		BOLT, MACHINE: oil filter mtg 35965C (44218)		EA		5										14	19
X2 O 90293		BUSHING, PIPE: cross oil pressure switch 112166(14351)		EA		2										14	12
X2 O 00294		BUSHING, PIPE: oil cooler hose to block, 3/4 to 1/2 IN. X5162 (14351)		EA		1										12	3
P O 00295		2805-274-3403	CAP, OIL FILLER D600L2270 (14351)		EA		1	*	*	2	*	*	2	10	10	14	4
X2 O 00296		CLAMP, HOSE X2377 (14351)		EA		4										12	16
X2 O 00297		CLIP 17502 (14351)		EA		1										12	6
X2 O 00298		COCK, DRAIN X1015 (14351)		EA		1										12	13
P H 00299		2805-362-0511	CONNECTOR, BREATHER TUBE X5035 (14351)		EA		1				*	*	*	5	5	9	27
P H 00300		4730-921-3242	CONNECTOR: oil line to block X12004 (14351)		EA		1				*	*	*	5	5	10	16
P O 00301	2940-058-6551	COOLER, OIL JD382K315 (14351)		EA		1	*	*	*	*	*	*	5	5	12	10	
X2 O 00302	CROSS, PIPE: 1/4 NPT, oil pressure switch 901109-2 (83179)		EA		1										14	11	

(1) SMR CODE	(2) FEDERAL STOCK NUMBER	(3) DESCRIPTION REFERENCE NO. & MFR. CODE USABLE ON CODE		(4) UNIT OF ISSUE	(5) QTY INC IN UNIT PACK	(6) QTY INC IN UNIT	(7) 30-DAY DS MAINT ALLOWANCE			(8) 30-DAY GS MAINT ALLOWANCE			(9) 1-YR ALW PER 100 EQUIP CNTGCT	(10) DEPOT MAINT ALW PER 100 EQUIP	(11) ILLUS- TRATION	
							(a) 1-20	(b) 21-50	(c) 51-100	(a) 1-20	(b) 21-50	(c) 51-100			(a) FIG NO.	(b) ITEM NO.
X2 O 00303		ELBOW: oil cooler end JD382L308 (14351)		EA		2									12	7
X2 O 00304		ELBOW: oil cooler street, 1/2-14 thd size, 45 deg. X12922 (14351)		EA		2									12	2
X2 O 00305		ELBOW PIPE: oil cooler water hose to block, street, 90 deg, 1/2-14 thd size X12875 (14351)		EA		1									12	4
X2 O 00306		ELBOW, PIPE: oil pan drain 901046-5 (14351)		EA		1									13	5
H 00307	4730-231-5632	ELBOW, PIPE TO TUBE		EA		1			*	*	*	*	*	*	9	30
O 00308	4730-042-2916	ELBOW, PIPE: tube to injection pump drive		EA		1	*	*	*	*	*	*	*	*	14	18
X2 H 00309		ELBOW, STREET: oil pump housing X12533 (14351)		EA		1									10	12
X2 O 00310		FILTER, OIL FHB33PLMIL (73370)		EA		1									11	
X1 00311		ADAPTER, CENTER BOLT SEAL 104507 (73370)		EA		1									11	17
X1 00312		BODY ASSEMBLY, OIL FILTER 2107 (73370)		EA		1									11	13
X1 00313		BOLT AND VALVE BODY ASSEMBLY 121223 (73370)		EA		1									11	10
X2 O 00314		DYNA SEAL, CENTER BOLT 100326 (73370)		EA		1									11	11
P O 00315	2940-580-6283	FILTER ELEMENT, FLUID PRESSURE MS35802-3 (96906)		EA		1	63	125	250	63	125	250	3000	100	11	9
X1 00316		GASKET: oil filter JD382L309 (14351) (Component of GASKET SET, Stock No. 2815-225-4784, See Group 0100)		EA		1									11	7

(1) SMR CODE	(2) FEDERAL STOCK NUMBER	(3) DESCRIPTION REFERENCE NO. & MFR. CODE USABLE ON CODE		(4) UNIT OF ISSUE	(5) QTY INC IN UNIT PACK	(6) QTY INC IN UNIT	(7) 30-DAY DS MAINT ALLOWANCE			(8) 30-DAY GS MAINT ALLOWANCE			(9) 1-YR ALW PER 100 EQUIP CNTGCTY	(10) DEPOT MAINT ALW PER 100 EQUIP	(11) ILLUS- TRATION	
							(a) 1-20	(b) 21-50	(c) 51-100	(a) 1-20	(b) 21-50	(c) 51-100			(a) FIG NO.	(b) ITEM NO.
X1 00317	5330-718-7385	PLUG, PIPE: oil filter body 109108 (73370)		EA		1									11	12
P O 00318		WASHER, NONMETALLIC: body mtg 104503 (73370)		EA		1	2	2	4	2	2	4	50	100	11	8
X1 00319	2930-171-6575	GASKET: oil cooler JD382L217 (14351) (Component of GASKET SET, Stock No. 2815-225-4784, See Group 0100)		EA		1									12	17
X1 00320		GASKET: oil cooler elbow K600L206 (14351) (Component of GASKET SET, Stock No. 2815-225-4784, See Group 0100)		EA		2									12	9
X1 00321		GASKET: oil filler H260B321 (14351) (Component of GASKET SET, Stock No. 2815-225-4784, See Group 0100)		EA		1									14	6
X1 00322		GASKET: oil filter drain plug W4B108 (14351) (Component of GASKET SET, Stock No. 2815-225-4784, See Group 0100)		EA		1									11	23
X1 00323	5330-351-6356	GASKET: oil pan J382B403 (14351)		EA		1								13	1	
X1 00324		GASKET: oil pump inlet C400L231 (14351) (Component of GASKET SET, Stock No. 2815-225-4784, See Group 0100)		EA		1								9	46	
P O 00325		GASKET: pressure relief X365 (4351)		EA		1	*	*	*	*	*	*	5	5	11	2
P O 00326	4720-018-2582	HOSE, SHORT, OIL COOLER JD403K307 (14351)		EA		1	*	*	2	*	*	2	10	100	12	5
P O 00327	4720-018-2580	HOSE, LONG, OIL COOLER JD403K401 (14351)		EA		1	*	*	2	*	*	2	10	100	12	1
X2 O 00328		LID ASSEMBLY, OIL FILLER H206B3160 (14351)		EA		1								14	5	

(1) SMR CODE	(2) FEDERAL STOCK NUMBER	(3) DESCRIPTION REFERENCE NO. & MFR. CODE USABLE ON CODE		(4) UNIT OF ISSUE	(5) QTY INC IN UNIT PACK	(6) QTY INC IN UNIT	(7) 30-DAY DS MAINT ALLOWANCE			(8) 30-DAY GS MAINT ALLOWANCE			(9) 1-YR ALW PER 100 EQUIP CNTGCTY	(10) DEPOT MAINT ALW PER 100 EQUIP	(11) ILLUS- TRATION	
							(a) 1-20	(b) 21-50	(c) 51-100	(a) 1-20	(b) 21-50	(c) 51-100			(a) FIG NO.	(b) ITEM NO.
X2 O 00329		NIPPLE, OIL: block to cross injection pump drive 902466-2 (14351)		EA		1									14	8
X2 O 00330		NIPPLE, PIPE: oil cooler hose X12790 (14351)		EA		4									12	15
O 00331	5310-5964989	NUT, PLAIN, HEXAGON: filter mtg		EA		1	*	*	*	*	*	*	*	*	11	27
O 00332	5310-596-4989	NUT, PLAIN, HEXAGON: oil cooler mtg		EA		4	*	*	*	*	*	*	*	*	12	11
X2 O 00333	4730-203-3194	NUT, TUBE COUPLING: brats, 3/16 in. tube, 7/16-24 thd size X12481 (14351)		EA		2									14	16
O 00334	5310-012-4573	NUT, PLAIN, HEXAGON: oil filter mtg		EA		5	*	*	*	*	*	*	*	*	11	19
2X H 00335		PAN, OIL JD403B3030 (14351)		EA		1									13	2
X2 H 00336		PIN, DOWEL X1756 (14351)		EA		1									10	8
X2 O 00337	4730-2389-5387	PLUG, MACHINE THREAD: magnetic, oil filter drain 22RB221 (14351)		EA		1									11	21
X2 O 00338		PLUG, PIPE: oil cooler elbow X139A (14351)		EA		1									12	8
X2 O 00339		PLUG, PIPE: oil filter base X139A (14351)		EA		1									11	5
O 00340	4730-529-4964	PLUG, PIPE: oil filter base		EA		3	*	*	*	*	*	*	*	*	11	22
O 00341	4730-263-3124	PLUG, PIPE: oil pen drain		EA		1	*	*	*	*	*	*	*	*	13	4
X2 O 00342		PLUG, VALVE: pressure relief 41SL200 (14351)		EA		1									11	1
P H 00343	2815-018-2617	REPAIR KIT, BALANCER JD382T177 (14351)		EA		1			*	*	2	10	50			
X1 00344		BEARING X13198 (14351)		EA		1									9	14

(1) SMR CODE	(2) FEDERAL STOCK NUMBER	(3) DESCRIPTION REFERENCE NO. & MFR. CODE USABLE ON CODE		(4) UNIT OF ISSUE	(5) QTY INC IN UNIT PACK	(6) QTY INC IN UNIT	(7) 30-DAY DS MAINT ALLOWANCE			(8) 30-DAY GS MAINT ALLOWANCE			(9) 1-YR ALW PER 100 EQUIP CNTGCTY	(10) DEPOT MAINT ALW PER 100 EQUIP	(11) ILLUS- TRATION	
							(a) 1-20	(b) 21-50	(c) 51-100	(a) 1-20	(b) 21-50	(c) 51-100			(a) FIG NO.	(b) ITEM NO.
X1 00345		GEAR, IDLER STUD JD382B2242 (14351)		EA		1									9	17
X1 00346		GEAR JD382H323 (14351)		EA		1									9	15
X1 00347		PLATE JD382B210 (14351)		EA		1									9	16
X1 00348		SCREW, MACHINE: bearing retainer plate mtg X3856A (14351)		EA		4									9	18
X1 00349		SPACER JD382B211 (14351)		EA		1									9	13
X1 00350		STUD JD382B224 (1351)		EA		1										
X1 00351		NUT, PLAIN, HEXAGON: idler, stud SXX18310 (14351)		EA		1									9	11
X1 00352		WASHER, LOCK: idler gear stud X295 (14351)		EA		1									9	12
P H 00353	2815-764-6539	REPAIR KIT, OIL PUMP JD403T110 (14351)		EA		1			*	*	2	10	25			
X1 00354	2815-018-2552	BODY ASSEMBLY JD382L2151 (14351)		EA		1										
X1 00355	2815-018-2547	COVER, BODY HD260L225 (14351)		EA		1									10	19
X1 00356	2805-353-8901	GASKET: oil pump cover N62L210 (14351) (Component of GASKET SET, Stock No. 2815-225-4784, See Group 0100)		EA		1									10	20
X1 00357		GASKET: oil pump housing JD382L211 (14351) (Component of GASKET SET, Stock No. 2815-225-4784, See Group 0100)		EA		1									10	18

(1) SMR CODE	(2) FEDERAL STOCK NUMBER	(3) DESCRIPTION REFERENCE NO. & MFR. CODE USABLE ON CODE		(4) UNIT OF ISSUE	(5) QTY INC IN UNIT PACK	(6) QTY INC IN UNIT	(7) 30-DAY DS MAINT ALLOWANCE			(8) 30-DAY GS MAINT ALLOWANCE			(9) 1-YR ALW PER 100 EQUIP CNTGNCY	(10) DEPOT MAINT ALW PER 100 EQUIP	(11) ILLUS- TRATION	
							(a) 1-20	(b) 21-50	(c) 51-100	(a) 1-20	(b) 21-50	(c) 51-100			(a) FIG NO.	(b) ITEM NO.
X1 00358	2815-055-7350	GEAR HD260H226 (14351)		EA		1									10	21
X1 00359	2815-055-7351	GEAR JD382H207 (14351)		EA		1									10	22
X1 00360		SCREW, CAP, HEXAGON HEAD: oil pump body mtg X5988 (14351)		EA		3									10	1
X1 00361		SCREW, CAP, HEXAGON HEAD: oil pump body mtg X3057 (14351)		EA		2									10	4
X1 00362		SHIELD JD382L208 (14351)		EA		1									10	3
X1 00363	5310-582-5965	WASHER, LOCK: body mtg MS35338-44 (96906)		EA		5									10	2
X2 O 00364		RING, RETAINING: center bolt 104695 (73370)		EA		1									11	18
P O 00365	2940-074-8869	SEAL, OIL 104500 (73370)		EA		1	2	2	2	2	2	2	25	100	11	16
X2 O 00366		SPACER, RING: center bolt seal 104399 (73370)		EA		1									11	15
X1 00367		SPRING, CENTER BOLT 104398 (73370)		EA		1									11	14
P O 00368	2815-212-2139	ROD ASSEMBLY, GAGE, OIL JS382L2240 (14351)		EA		1	*	*	*	*	*	*	5	5	14	9
X1 00369		COVER, OIL GAGE T427L208 (14351)		EA		1										
X1 00370		ROD, OIL GAGE JD382L224 (14351)		EA		1										
X2 O 00371	5330-292-8824	WASHER, NONMETALLIC: oil gage K404L210 (14351)		EA		1										

(1) SMR CODE	(2) FEDERAL STOCK NUMBER	(3) DESCRIPTION REFERENCE NO. & MFR. CODE USABLE ON CODE		(4) UNIT OF ISSUE	(5) QTY INC IN UNIT PACK	(6) QTY INC IN UNIT	(7) 30-DAY DS MAINT ALLOWANCE			(8) 30-DAY GS MAINT ALLOWANCE			(9) 1-YR ALW PER 100 EQUIP CNTGCTY	(10) DEPOT MAINT ALW PER 100 EQUIP	(11) ILLUS- TRATION	
							(a)	(b)	(c)	(a)	(b)	(c)			(a)	(b)
							1-20	21-50	51-100	1-20	21-50	51-100			FIG NO.	ITEM NO.
X2 O 00372		SCREW AND WASHERS: engine oil cooler cap mtg, 5/16-18 thd size, 1 in. lg. X5954 (14351)		EA		4									12	14
X2 H 00373		SCREW, ASSEMBLED: oil pan mtg X5790 (14351)		EA		18									13	3
H 00374	5305-269-3211	SCREW, CAP, HEXAGON HEAD: oil pan mtg		EA		18			*	*	*	*	*			
H 00375	5310-637-9541	WASHER, LOCK: oil pan mtg		EA		18			*	*	*	*	*			
X2 O 00376		SCREW, CAP, HEXAGON HEAD: oil filler mtg X3056 (14351)		EA		1									14	2
X2 H 00377		SCREW, CAP, SOCKET HEAD: oil pump body mtg X6713 (14351)		EA		1									10	29
X2 O 00378	2910-339-4873	SLEEVE, FLARED, TUBE FITTING X12480 (14351)		EA		2									14	15
F O 00379	2815-018-2566	SPRING, PRESSURE RELIEF F600L221 (14351)		EA		1	*	*	*	*	*	*	5	5	11	3
X2 O 00380		STUD, PLAIN: oil cooler mtg, 3/8-16 thd size, 1 5/8 in. lg. X4697 (14351)		EA		1									11	24
O 00381	5307-424-3549	STUD, PLAIN: oil cooler mtg		EA		3	*	*	*	*	*	*	*	*	11	25
A H 00382		TEE ASSEMBLY X127001-1 (14351)		EA		1										
X2 H 00383		BUSHING, PIPE: counterweight drive housing oil line tee X12419 (14351)		EA		1									9	32
X2 H 00384		ELBOW, PIPE TO TUBE: counterweight oil line X12048 (14351)		EA		1									9	35
H 00385	4730-231-5632	ELBOW, PIPE TO TUBE: counterweight oil line		EA		1			*	*	*	*	*		9	30
X2 H 00386		NIPPLE, PIPE: counterweight housing oil line X12709 (14351)		EA		1									9	34

(1) SMR CODE	(2) FEDERAL STOCK NUMBER	(3) DESCRIPTION REFERENCE NO. & MFR. CODE USABLE ON CODE		(4) UNIT OF ISSUE	(5) QTY INC IN UNIT PACK	(6) QTY INC IN UNIT	(7) 30-DAY DS MAINT ALLOWANCE			(8) 30-DAY GS MAINT ALLOWANCE			(9) 1-YR ALW PER 100 EQUIP CNTGNCY	(10) DEPOT MAINT ALW PER 100 EQUIP	(11) ILLUS- TRATION	
							(a) 1-20	(b) 21-50	(c) 51-100	(a) 1-20	(b) 21-50	(c) 51-100			(a) FIG NO.	(b) ITEM NO.
X2 H 00387			TEE, PIPE: counterweight oil line, male branch tee, 2 ends female, 3/8-18 thd size X12701 (14351)	EA		1									9	33
P H 00388	2815-018-2560		TUBE ASSEMBLY: counterweight housing balancer lubricating JD382L3060 (14351)	EA		1			*	*	*	5	5	10	7	
P H 00389	2815-018-2585		TUBE ASSEMBLY: counterweight housing front cap JD382L4030 (14351)	EA		1			*	*	*	5	5	9	28	
P O 00390	2815-018-2561		TUBE ASSEMBLY: counterweight idler gear boss oil line JD382L3050 (14351)	EA		1	*	*	*	*	*	5	5	9	31	
P O 00391	4710-930-4769		TUBE ASSEMBLY, METAL: oil fuel pump drive JD382L212 (14351)	EA		1	*	*	*	*	*	5	5	14	17	
F O 00392	2815-018-2586		TUBE ASSEMBLY: oil crankcase to counterweight JD382L5020 (14351)	EA		1	*	*	*	*	*	5	5	10	15	
P O 00393	2805-535-3737		VALVE, OL PRESSURE RELIEF 15SL211 (14351)	EA		1	*	*	*	*	*	5	5	11	4	
X2 O 00394			WASHER, LOCK: oil filler plate mtg X4373 (14351)	EA		1								14	3	
X2 O 00395			WASHER, LOCK: filter mtg X270 (14351)	EA		1								11	26	
X2 O 00396			WASHER, LOCK: oil filter mtg X270 (14351)	EA		5								11	20	
X2 O 00397			WASHER, SPECIAL: oil filter plate mtg X226 (14351)	EA		5								14	20	
O 00398	5310-261-7340		WASHER, LOCK: oil cooler mtg	EA		4	*	*	*	*	*	*	*	12	12	

(1) SMR CODE	(2) FEDERAL STOCK NUMBER	(3) DESCRIPTION REFERENCE NO. & MFR. CODE USABLE ON CODE		(4) UNIT OF ISSUE	(5) QTY INC IN UNIT	(6) QTY INC IN UNIT	(7) 30-DAY DS MAINT ALLOWANCE			(8) 30-DAY GS MAINT ALLOWANCE			(9) 1-YR ALW PER 100 EQUIP CNTGCTY	(10) DEPOT MAINT ALW PER 100 EQUIP	(11) ILLUS- TRATION		
							(a) 1-20	(b) 21-50	(c) 51-100	(a) 1-20	(b) 21-50	(c) 51-100			(a) FIG NO.	(b) ITEM NO.	
00399		0108 - MANIFOLDS															
X2 O 00400	2815-710-7723	CLAMP, BRIDGE, MANIFOLD: manifold mtg H260E200 (14351)		EA	1											15	6
X2 O 00401		FLANGE, OUTLET: manifold JD403E300 (14351)		EA	1											27	2
X1 00402	2815-870-9536	GASKET: exhaust manifold flange JD403E200 (14351) (Component of GASKET SET, Stock No. 2815-225-4784, See Group 0100)		EA	1											27	1
X1 00403		GASKET: manifold J382E302 (14351) (Component of GASKET SET, Stock No. 2815-225-4785, See Group 0100)		EA	2											15	1
X2 O 00404		MANIFOLD, INTAKE AND EXHAUST JD382E500 (14351)		EA	1											15	3
O 00405	5310-637-0814	NUT, PLAIN, HEXAGON: flange mtg		EA	4	*	*	*	*	*	*	*	*	*		27	11
O 00406	5310-353-8927	NUT, PLAIN, HEXAGON: manifold mtg		EA	11	*	*	*	*	*	*	*	*	*		15	5
O 00407	4730-278-3397	PLUG, PIPE: exhaust flange		EA	1	*	*	*	*	*	*	*	*	*		27	13
X2 O 00408		STUD, PLAIN: exhaust flange mtg X4466 (14351)		EA	4											15	2
X2 O 00409		WASHER: exhaust flange mtg X1481 (14351)		EA	4											27	12
X2 O 00410		WASHER, FLAT: manifold mtg X14264 (14351)		EA	5											15	4
O 00411	5310-347-3787	WASHER, FLAT: manifold mtg		EA	2	*	*	*	*	*	*	*	*	*		15	10

(1) SMR CODE	(2) FEDERAL STOCK NUMBER	(3) DESCRIPTION REFERENCE NO. & MFR. CODE USABLE ON CODE		(4) UNIT OF ISSUE	(5) QTY INC IN UNIT PACK	(6) QTY INC IN UNIT	(7) 30-DAY DS MAINT ALLOWANCE			(8) 30-DAY GS MAINT ALLOWANCE			(9) 1-YR ALW PER 100 EQUIP CNTGCTY	(10) DEPOT MAINT ALW PER 100 EQUIP	(11) ILLUS- TRATION		
							(a) 1-20	(b) 21-50	(c) 51-100	(a) 1-20	(b) 21-50	(c) 51-100			(a) FIG NO.	(b) ITEM NO.	
00412		GROUP 03 - FUEL SYSTEM															
00413		0301 - CARBURETOR, FUEL INJECTOR															
X2 O 00414		BOLT, MACHINE: injector mtg X6561 (14351)		EA		8										22	9
P OR 00415	2910-870-9751	NOZZLE ASSEMBLY, HOLDER JD400F2000 (14351)		EA		4	3	5	10	3	5	10	120	20		22	11
X1 00416		HOLDER, FUEL INJECTION HD400F259 (14351)		EA		1										2	18
X1 00417	2910-218-6579	TIP, NOZZLE INJECTION TD427F245 (14351)		EA		1										2	19
X2 O 00418		WASHER, SPECIAL: injector mtg X202B (14351)		EA		8										22	10
00419		0302 - FUEL PUMPS															
X2 F 00420	2910-795-0195	ADAPTER, ECCENTRIC BUSHING: fuel pump GD193F301 (14351)		EA		1										1	22
X2 O 00421		NUT, PLAIN, HEXAGON: pump mtg X18433 (14351)		EA		2										22	18
X2 F 00422	2910-884-9827	PIN, PUMP DRIVE: adapter X1712 (14351)		EA		1										1	23
P O 00423	2815-225-4788	PUMP, FUEL DBGVC437-2AL (84760) (Includes components of REPAIR KIT, Stock No. 2815-225-4789)		EA		1	*	*	2	*	*	2	6	5		22	21
X2 F 00424		ARM ASSEMBLY: adjusting shutdown 14680 (84760)		EA		1										18	12
X2 H 00425	2910-562-9623	ARM ASSEMBLY: shutdown 12479 (84760)		EA		1										17	15
X2 H 00426		ARM ASSEMBLY: throttle control 12306 (84760)		EA		1										20	5

(1) SMR CODE	(2) FEDERAL STOCK NUMBER	(3) DESCRIPTION REFERENCE NO. & MFR. CODE USABLE ON CODE		(4) UNIT OF ISSUE	(5) QTY INC IN UNIT PACK	(6) QTY INC IN UNIT	(7) 30-DAY DS MAINT ALLOWANCE			(8) 30-DAY GS MAINT ALLOWANCE			(9) 1-YR ALW PER 100 EQUIP CNTGCTY	(10) DEPOT MAINT ALW PER 100 EQUIP	(11) ILLUS- TRATION	
							(a) 1-20	(b) 21-50	(c) 51-100	(a) 1-20	(b) 21-50	(c) 51-100			(a) FIG NO.	(b) ITEM NO.
X2 H 00427		ARM, GOVERNOR: control 14482 (84760)		EA		1									18	13
P H 00428	3120-886-6208	BEARING SLEEVE: thrust, governor 14483 (84760)		EA		1				*	*	*	5	5	19	19
P H 00429	2910-887-1544	BLADE, TRANSFER PUMP 11318 (84760)		EA		2				*	*	*	5	5	19	4
X2 H 00430	4730-335-9315	BOLT, FLUID, PASSAGE: fuel lines to pump 11346 (84760)		EA		4									22	6
F 00431	5306-819-3038	BOLT, MACHINE		EA		2	*	*	*	*	*	*	*	*	17	16
P H 00432	3120-886-6210	BUSHING, SLEEVE 11503 (84760)		EA		1				*	*	*	5	5	16	7
X2 H 00433	2910-347-5599	CAM, SHUT-OFF 12249 (84760)		EA		1									20	12
X2 F 00434		CAP, ADJUSTER SCREW 11611 (84760)		EA		1									20	31
X2 H 00435		CAP, SCREW 11611 (84760)		EA		1									18	5
X2 F 00436	2910-335-9329	COVER, GOVERNOR CONTROL 12106 (84760)		EA		1									17	6
X2 O 00437	2910-787-6422	COVER, PLATE ACCESS: timing window 10567 (84760)		EA		2									22	23
P F 00438	2910-321-8738	FILTER, ELEMENT, INJECTION 13025 (84760)		EA		1	*	*	*	*	*	*	5	5	16	3
X2 H 00439	2990-786-6341	GUIDE, GOVERNOR IDLING 11969 (84760)		EA		2									18	21
P H 00440	2910-042-4760	HEAD AND ROTOR ASSEMBLY: hydraulic 15780 (84760)		EA		1				*	*	*	5	5	19	9
P H 00441	2910-042-4800	PLUNGER 11101 (84760)		EA		2				*	*	*	5	5	19	25

(1) SMR CODE	(2) FEDERAL STOCK NUMBER	(3) DESCRIPTION REFERENCE NO. & MFR. CODE USABLE ON CODE		(4) UNIT OF ISSUE	(5) QTY INC IN UNIT PACK	(6) QTY INC IN UNIT	(7) 30-DAY DS MAINT ALLOWANCE			(8) 30-DAY GS MAINT ALLOWANCE			(9) 1-YR ALW PER 100 EQUIP CNTGCTY	(10) DEPOT MAINT ALW PER 100 EQUIP	(11) ILLUS- TRATION	
							(a) 1-20	(b) 21-50	(c) 51-100	(a) 1-20	(b) 21-50	(c) 51-100			(a) FIG NO.	(b) ITEM NO.
P H 00442	2910-980-2313	HOOK ASSEMBLY, LINKAGE 11907 (84760)		EA		1				*	*	*	5	5		
X1 00443		HOOK 11906 (84760)		EA		1									18	16
X1 00444		HOOK 12358 (84760)		EA		1									18	17
X2 F		SCREW: hook mtg 12360 (84760)		EA		1									18	19
X2 H 00446		WASHER, LOCK 12362 (84760)		EA		1									18	18
P H 00447		2910-042-4779	HOSING ASSEMBLY: fuel pup 14949 (84760)		EA		1				*	*	*	5	5	17
P H 00448	2910-993-4152	BUSHING, SHAFT 15093 (84760)		EA		2				*	*	*	5	5	20	15
X2 H 00449		TUBE, PILOT 10421 (84760)		EA		1										
X2 F 00450		LEVER ASSEMBLY: shut-off 16083 (84760)		EA		1								20	19	
X2 H 00451	2910-788-0989	LEVER ASSEMBLY: throttle shaft 12221 (84760)		EA		1								20	13	
X2 H 00452	2910-335-9312	LINER, TRANSFER PUMP 11315 (84760)		EA		1								19	3	
X2 F 00453		NUT, PLAIN, HEXAGON: idle and atop screw 12174 (84760)		EA		4								20	9	
X2 F 00454		NUT, PLAIN, HEXAGON: governor adjusting, 1/4-28 thd size 13807 (84760)		EA		1									18	4
X2 F 00455		NUT, PLAIN, HEXAGON: governor adjusting 1/4-28 thd size 13807 (84760)		EA		1									20	30

(1) SMR CODE	(2) FEDERAL STOCK NUMBER	(3) DESCRIPTION REFERENCE NO. & MFR. CODE USABLE ON CODE		(4) UNIT OF ISSUE	(5) QTY INC IN UNIT PACK	(6) QTY INC IN UNIT	(7) 30-DAY DS MAINT ALLOWANCE			(8) 30-DAY GS MAINT ALLOWANCE			(9) 1-YR ALW PER 100 EQUIP CNTGCTY	(10) DEPOT MAINT ALW PER 100 EQUIP	(11) ILLUS- TRATION	
							(a) 1-20	(b) 21-50	(c) 51-100	(a) 1-20	(b) 21-50	(c) 51-100			(a) FIG NO.	(b) ITEM NO.
X2 H 00456	2910-791-9437	NUT, PIVOT, SHAFT RETAINING 12288 (84760)		EA		2									18	6
X2 F 00457		NUT, PLAIN, HEXAGON: screw cover contact 12519 (84760)		EA		2									17	11
X2 F 00458		NUT, SELF-LOCKING, HEXAGON: solenoid mtg, No. 8-32 thd size 14760 (84760)		EA		2									17	10
X2 F 00459	2910-992-7084	PIN, LOCKING 11525 (84760)		EA		1									16	11
X2 F 00460	2910-980-2300	PISTON, ADVANCED SPRING 12755 (84760)		EA		1									20	25
P H 00461	2910-198-5822	PISTON, POWER: fuel pump 14783 (84760)		EA		1			*	*	*	5	5	20	22	
X2 H 00462	2910-321-8737	PISTON, REGULATING, END PLATE 11508 (84760)		EA		1								16	8	
X2 H 00463	2910-786-3973	PLATE, END 11477 (84760)		EA		1								16	15	
X2 F 00464		PLATE, NAME: fuel pump 10394 (84760)		EA		1										
X2 F 00465		PLUG 12765 (84760)		EA		1								17	19	
X2 F 00466	4730-554-7540	PLUG, PIPE END PLATE 11535 (84760)		EA		1								16	14	
X2 F 00467	2910-335-9324	PLUG, END PLATE 11516 (84760)		EA		1								16	10	
X2 H 00468		PLUG, PISTON: fuel pump 12641 (84760)		EA		1								20	20	
X2 F 00469		PLUG: piston retaining 14941 (84760)		EA		1								20	28	

(1) SMR CODE	(2) FEDERAL STOCK NUMBER	(3) DESCRIPTION REFERENCE NO. & MFR. CODE USABLE ON CODE		(4) UNIT OF ISSUE	(5) QTY INC IN UNIT PACK	(6) QTY INC IN UNIT	(7) 30-DAY DS MAINT ALLOWANCE			(8) 30-DAY GS MAINT ALLOWANCE			(9) 1-YR ALW PER 100 EQUIP CNTGCTY	(10) DEPOT MAINT ALW PER 100 EQUIP	(11) ILLUS- TRATION	
							(a) 1-20	(b) 21-50	(c) 51-100	(a) 1-20	(b) 21-50	(c) 51-100			(a) FIG NO.	(b) ITEM NO.
X2 H 00470		RETAINER 15101 (84760)		EA		1									20	24
P H 00471	2910-198-5823	RETAINER ASSEMBLY 15889 (84760)		EA		1			*	*	*	4	5	5	19	14
X1 00472		HUB ASSEMBLY 14266 (84760)		EA		1										
X1 00473		RETAINER 14276 (84760)		EA		1										
X1 00474	2910-898-4929	RETAINER 14264 (84760)		EA		1										
X1 00475		RING 14274 (84760)		EA		1										
X2 H 00476	2990-787-6424	RETAINER, GOVERNOR: governor weight 12210 (84760)		EA		1									18	23
X2 H 00477	2910-786-3964	RETAINER, ROTOR 11212 (84760)		EA		2									19	1
X2 H 00478	2910-042-4759	RING, CAM 10368 (84760)		EA		1									19	13
X2 H 00479		RING, RETAINING 10448 (84760)		EA		1									19	18
X2 H 00480	5340-282-7145	RING, RETAINING: governor weight AEA9621D (21387)		EA		1									19	21
X2 H 00481	5340-786-4027	RING, RETAINING: rotor 11208 (84760)		EA		1									19	2
P H 00482	2910-887-1539	ROLLER, CAM 11141 (84760)		EA		2			*	*	*	5	5	5	19	23
X1 00483	2910-887-1547	SCREW (2) 11438 (84760)		EA		0										
X2 F 00484		SCREW, ADJUSTER: governor 14544 (84760)		EA		1									20	29

(1) SMR CODE	(2) FEDERAL STOCK NUMBER	(3) DESCRIPTION REFERENCE NO. & MFR. CODE USABLE ON CODE		(4) UNIT OF ISSUE	(5) QTY INC IN UNIT	(6) QTY INC IN UNIT	(7) 30-DAY DS MAINT ALLOWANCE			(8) 30-DAY GS MAINT ALLOWANCE			(9) 1-YR ALW PER 100 EQUIP CNTGCTY	(10) DEPOT MAINT ALW PER 100 EQUIP	(11) ILLUS- TRATION	
							(a) 1-20	(b) 21-50	(c) 51-100	(a) 1-20	(b) 21-50	(c) 51-100			(a) FIG NO.	(b) ITEM NO.
X2 F 00485		SCREW ASSEMBLY: head locking 11365 (84760)		EA		1									17	1
X2 H 00486		SCREW, CAM: locking 14366 (84760)		EA		1									17	17
X2 F 00487		SCREW, CAP, HEXAGON HEAD: shut-off arm to shut-off arm positioning shaft 12998 (84760)		EA		2									20	3
X2 H 00488	5305-978-9368	SCREW, CAP, SOCKET HEAD: throttle control mtg MS16997-30 (96906)		EA		2									20	1
O 00489	5305-253-5606	SCREW, DRIVE name plate mtg		EA		2			SEE	GRP	2210					
X1 00490		SCREW, MACHINE (1) 12259 (84760)		EA		0										
F 00491	5305-846-0129	SCREW, MACHINE: cover mtg		EA		3	*	*	*	*	*	*	*	*	17	9
X2 H 00492	5305-786-4028	SCREW, MACHINE: end plate mtg 11532 (84760)		EA		4									16	1
F 00493	5305-891-8979	SCREW, MACHINE: idle adjusting		EA		1	*	*	*	*	*	*	*	*	20	18
X2 H 00494	5305-786-4032	SCREW, MACHINE: retaining delivery valve (Special) 13837 (84760)		EA		1									19	5
F 00495	5305-788-3735	SCREW, MACHINE: shut-off arm control		EA		1	*	*	*	*	*	*	*	*	20	6
X2 H 00496	5305-789-0624	SCREW, MACHINE: throttle and shut-off arm adjusting 12165 (84760)		EA		2									20	8
X2 H 00497		SCREW, MACHINE: throttle and shut-off arm adjusting, No. 10-32 thd size, 1 1/4 in. lg 12167 (84760)		EA		1									20	16
X2 O 00498		SCREW, MACHINE: timing window cover 10584 (84760)		EA		4									22	24
X1 00499	2910-887-1564	SCREW, PLUG (1) 12216 (84760)		EA		0										

(1) SMR CODE	(2) FEDERAL STOCK NUMBER	(3) DESCRIPTION REFERENCE NO. & MFR. CODE USABLE ON CODE		(4) UNIT OF ISSUE	(5) QTY INC IN UNIT	(6) QTY INC IN UNIT	(7) 30-DAY DS MAINT ALLOWANCE			(8) 30-DAY GS MAINT ALLOWANCE			(9) 1-YR ALW PER 100 EQUIP CNTGCTY	(10) DEPOT MAINT ALW PER 100 EQUIP	(11) ILLUS- TRATION	
							(a) 1-20	(b) 21-50	(c) 51-100	(a) 1-20	(b) 21-50	(c) 51-100			(a) FIG NO.	(b) ITEM NO.
X2 H 00500	5305-207-3984	SCREW, SELF-LOCKING: spring leaf 11175 (84760)		EA		1									19	10
P F 00501	5340-335-9299	SEAL, LEAD: fuel pump sealing 10408 (84760)		EA		1	*	2	2	*	2	2	20	100	16	2
X2 F 00502		SEAT, HELICAL, COMPRESSION: spring 14940 (84760)		EA		1									20	27
X2 F 00503		SETSCREW: torque control 14675 (84760)		EA		1									18	2
P H 00504	2910-897-2545	SHAFT ASSEMBLY: shut-off 12237 (84760)		EA		1				*	*	*	5	5	20	7
X2 H 00505	2910-994-5505	SHAFT ASSEMBLY: throttle 12014 (84760)		EA		1									20	17
X2 H 00506	2910-058-6553	SHAFT, DRIVE 10242 (84760)		EA		1									19	15
X2 H 00507	2910-335-9331	SHAFT, GOVERNOR ARM PIVOT 12214 (84760)		EA		1									18	8
X2 H 00508	2910-734-0153	SHOE, PLUNGER, PUMP 11136 (84760)		EA		2									19	24
P H 00509	2920-894-9391	SOLENOID, ELECTRICAL 12460 (84760)		EA		1				*	*	2	10	10	17	5
X2 F 00510	2910-058-6555	SPRING 12685 (84760)		EA		1									20	26
X2 F 00511	2910-821-0451	SPACER, SLEEVE: throttle shaft 12312 (84760)		EA		1									20	14
P H 00512	2910-784-0330	SPRING, FUEL PUMP: valve delivery 13839 (84760)		EA		1				*	*	*	5	5	19	7
P H 00513	2910-127-5071	SPRING, GOVERNOR 12002 (84760)		EA		1				*	*	*	5	5	18	14
P H 00514	2910-887-1570	SPRING, HELICAL, COMPRESSION: arm shutdown coil 12480 (84760)		EA		1				*	*	*	5	5	17	14

(1) SMR CODE	(2) FEDERAL STOCK NUMBER	(3) DESCRIPTION REFERENCE NO. & MFR. CODE USABLE ON CODE		(4) UNIT OF ISSUE	(5) QTY INC IN UNIT PACK	(6) QTY INC IN UNIT	(7) 30-DAY DS MAINT ALLOWANCE			(8) 30-DAY GS MAINT ALLOWANCE			(9) 1-YR ALW PER 100 EQUIP CNTGCTY	(10) DEPOT MAINT ALW PER 100 EQUIP	(11) ILLUS- TRATION	
							(a) 1-20	(b) 21-50	(c) 51-100	(a) 1-20	(b) 21-50	(c) 51-100			(a) FIG NO.	(b) ITEM NO.
P H 00515	2910-335-9320	SPRING, HELICAL, COMPRESSION: plunger 11486 (84760)		EA		1				*	*	*	5	5	16	5
P H 00516	2910-335-9323	SPRING, HELICAL, COMPRESSION: regulating 11512 (84760)		EA		1				*	*	*	5	5	16	9
P H 00517	2910-816-8227	SPRING, HELICAL, COMPRESSION: torsion 11966 (84760)		EA		1				*	*	*	5	5	18	22
P H 00518	2910-335-9327	SPRING, HELICAL, EXTENSION: governor 11919 (84760)		EA		1				*	*	*	5	5	18	15
P H 00519	2910-784-0346	SPRING, METER VALVE 11604 (84760)		EA		1				*	*	*	5	5	18	9
P H 00520	2910-786-3963	SPRING, PLATE: leaf main 11197 (84760)		EA		1				*	*	*	5	5	19	11
X2 H 00521	2910-786-1552	STOP, FUEL, INJECTOR VALVE: valve delivery 13838 (84760)		EA		1									19	6
X2 H 00522	2910-788-0988	STUD, SPRING GUIDE: governor 12208 (84760)		EA		1									18	1
X2 H 00523	5330-786-4025	TUBE, SOLENOID FRAME INSULATING 12513 (84760)		EA		2									17	13
X2 H 00524		VALVE, DELIVERY 13829 (84760)		EA		1									19	8
X2 H 00525	2910-980-2306	VALVE, FUEL METERING 11560 (84760)		EA		1									18	10
X2 H 00526	5310-787-6466	WASHER, CONCAVE 12622 (84760)		EA		2									20	23
O 00527	5310-209-2249	WASHER, FLAT: copper, fuel line screw		EA		8	*	*	*	*	*	*	*	*	22	27
X2 F 00528		WASHER, FLAT: cover mtg, No. 10 screw size 13521 (84760)		EA		3									17	7
F 00529	5310-796-8638	WASHER, LOCK: cover contact		EA		2	*	*	*	*	*	*	*	*	20	2

(1) SMR CODE	(2) FEDERAL STOCK NUMBER	(3) DESCRIPTION REFERENCE NO. & MFR. CODE USABLE ON CODE		(4) UNIT OF ISSUE	(5) QTY INC IN UNIT PACK	(6) QTY INC IN UNIT	(7) 30-DAY DS MAINT ALLOWANCE			(8) 30-DAY GS MAINT ALLOWANCE			(9) 1-YR ALW PER 100 EQUIP CNTGCTY	(10) DEPOT MAINT ALW PER 100 EQUIP	(11) ILLUS- TRATION	
							(a) 1-20	(b) 21-50	(c) 51-100	(a) 1-20	(b) 21-50	(c) 51-100			(a) FIG NO.	(b) ITEM NO.
F 00530	5310-796-8638	WASHER, LOCK: cover mtg		EA		3	*	*	*	*	*	*	*	*	17	8
F 00531	5310-209-2947	WASHER, LOCK: shut-off arm assembly mtg screw		EA		2	*	*	*	*	*	*	*	*	20	4
X2 H 00532	5310-877-4952	WASHER SHIM: valve to arm assembly 11610 (84760)		EA		1									18	11
X2 F 00533	5330-830-7825	WASHER, SHOULDERED: cover contact 12500 (84760)		EA		2									17	12
X2 H 00534	2910-894-8696	WASHER, THRUST: drive shaft 10438 (84760)		EA		1									19	16
X2 H 00535	2910-294-2219	WASHER, THRUST: governor 11620 (84760)		EA		1									19	20
P H 00536	2910-980-2290	WEIGHT, GOVERNOR 11658 (84760)		EA		6			*	*	*	5	5	19	22	
X2 H 00537	2910-887-1548	WIRE, RETAINER 11439 (84760)		EA		1										
X2 H 00538	2910-887-1546	WIRE, VENT 11437 (84760)		EA		1										
P O 00539	2815-225-4789	REPAIR KIT, PUMP 16183 (84760)		EA		1	2	2	3	2	2	3	30	100		
X1 00540	2910-640-9399	GASKET: governor cover 12054 (84760)		EA		1									17	4
X1 00541	2910-506-3975	GASKET: timing cover window 10574 (84760)		EA		2									22	22
X1 00542	5330-171-5641	PACKING, PREFORMED 12406 (84760)		EA		1									16	4
X1 00543	5330-641-8282	PACKING, PREFORMED 12040 (84760)		EA		3									18	3
X1 00544	5330-877-4972	PACKING, PREFORMED: (1) 10519 (84760)		EA		0									16	6

(1) SMR CODE	(2) FEDERAL STOCK NUMBER	(3) DESCRIPTION REFERENCE NO. & MFR. CODE USABLE ON CODE		(4) UNIT OF ISSUE	(5) QTY INC IN UNIT PACK	(6) QTY INC IN UNIT	(7) 30-DAY DS MAINT ALLOWANCE			(8) 30-DAY GS MAINT ALLOWANCE			(9) 1-YR ALW PER 100 EQUIP CNTGCTY	(10) DEPOT MAINT ALW PER 100 EQUIP	(11) ILLUS- TRATION		
							(a) 1-20	(b) 21-50	(c) 51-100	(a) 1-20	(b) 21-50	(c) 51-100			(a) FIG NO.	(b) ITEM NO.	
X1 00545	5330-937-8477	PACKING, PREFORMED (1) 13550 (84760)		EA		0											
X1 00546		PACKING, PREFORMED: connector 12766 (84760)		EA		1										17	18
X1 00547		PACKING, PREFORMED: piston 12764 (84760)		EA		4										20	21
X1 00548	5330-641-8291	PACKING, PREFORMED: head 11304 (84760)		EA		1										19	12
X1 00549	2910-853-2376	PACKING, PREFORMED: head pump transfer 11329 (84760)		EA		1										16	12
X1 00550	5330-641-8286	PACKING, PREFORMED: pivot shaft 11588 (84760)		EA		2										18	7
X1 00551	5330-641-8283	PACKING, PREFORMED: plunger sleeve and body 11507 (84760)		EA		4										17	2
X1 00552	5330-641-8282	PACKING, PREFORMED: throttle shaft, shut-off shaft and adjusting droop pin 12040 (84760)		EA		4										20	11
X1 00553		RING (1) 14274 (84760)		EA		0											
X1 00554	2910-898-4927	SEAL (1) 15627 (84760)		EA		0											
X1 00555		SEAL (1) 15750 (84760)		EA		0											
X1 00556	2910-898-4928	SEAL (1) 15648 (84760)		EA		0											
X1 00557	2910-886-2926	SEAL PLATE: fuel outlet 11537 (84760)		EA		1										16	13

(1) SMR CODE	(2) FEDERAL STOCK NUMBER	(3) DESCRIPTION REFERENCE NO. & MFR. CODE USABLE ON CODE		(4) UNIT OF ISSUE	(5) QTY INC IN UNIT PACK	(6) QTY INC IN UNIT	(7) 30-DAY DS MAINT ALLOWANCE			(8) 30-DAY GS MAINT ALLOWANCE			(9) 1-YR ALW PER 100 EQUIP CNTGNCY	(10) DEPOT MAINT ALW PER 100 EQUIP	(11) ILLUS- TRATION	
							(a)	(b)	(c)	(a)	(b)	(c)			(a)	(b)
							1-20	21-50	51-100	1-20	21-50	51-100			FIG NO.	ITEM NO.
X1 00558	2910-757-1680	SEAL, SHAFT 10453 (84760)		EA		2									19	17
X1 00559		WASHER, FLAT (12) 16225 (84760)		EA		0										
X1 00560	5310-877-4956	WASHER, GUIDE STUD 14408 (84760)		EA		2									20	10
X1 00561		WASHER, THROTTLE SHAFT 13556 (84760)		EA		1									18	20
X1 00562		WASHER (1) 10464 (84760)		EA		0										
X1 00563	2910-646-6816	SEAL, ADAPTER, FUEL INJECTOR PUMP X1583 (14351) (Component of GASKET SET, Stock No. 2815-225-4784, See Group 0100)		EA		1									1	20
X1 00564	2910-895-9083	SEAL, PLAIN, ENCASED: pump mtg X1587 (14351) (Component of GASKET SET, Stock No. 2815-225-4784, See Group 0100)		EA		1									22	20
P F 00565	2910-791-8016	SHAFT, FUEL INJECTION PUMP: drive GD193F302 (14351)		EA		1	*	*	*	*	*	*	5	5	1	24
X2 O 00566	2910-791-8005	WASHER, SPECIAL: pump mtg HD400F299 (14351)		EA		2									22	19
00567		0304 - AIR CLEANER														
12 O 00568		BRAT, FILTER 1224221 (83179)		EA		1									21	20
X2 O 00569		CLAMP, HOSE 904696-36 (83179)		EA		2									21	21
X2 O 00570		CLAMP, HOSE: hose to flywheel housing 902905-15 (83179)		EA		1									21	1
X2 O 00571		FILTER, AIR 200668 (00736)		EA		1				SEE	GRP	9901			21	

(1) SMR CODE	(2) FEDERAL STOCK NUMBER	(3) DESCRIPTION REFERENCE NO. & MFR. CODE USABLE ON CODE		(4) UNIT OF ISSUE	(5) QTY INC IN UNIT PACK	(6) QTY INC IN UNIT	(7) 30-DAY DS MAINT ALLOWANCE			(8) 30-DAY GS MAINT ALLOWANCE			(9) 1-YR ALW PER 100 EQUIP CNTGCTY	(10) DEPOT MAINT ALW PER 100 EQUIP	(11) ILLUS- TRATION	
							(a) 1-20	(b) 21-50	(c) 51-100	(a) 1-20	(b) 21-50	(c) 51-100			(a) FIG NO.	(b) ITEM NO.
X2 O 00572		BODY, AIR CLEANER 200668-156 (00736)		EA		1				SEE	GRP	9901			21	10
X2 O 00573		BOWL, AIR CLEANER 200146-860 (00736)		EA		1				SEE	GRP	9901			21	14
X2 O 00574		BRACKET: air cleaner mtg J350AA145 (00736)		EA		2				SEE	GRP	9901			21	23
P O 00575	2940-225-4832	ELEMENT, AIR CLEANER 200146-07 (00736)		EA		1				SEE	GRP	9901			21	16
O 00576	5310-732-0558	NUT, PLAIN, HEXAGON: bracket retaining		EA		2	*	*	*	*	*	*	*	*	21	25
X2 O 00577		NUT, WING: louver plate mtg WC040 (00736)		EA		1									21	15
P O 00578	5330-760-6122	PACKING, PREFORMED: bowl to body 200146-207 (00736)		EA		1				SEE	GRP	9901			21	11
X2 O 00579		PLATE, LOUVER 200146-115 (00736)		EA		1				SEE	GRP	9901			21	13
X2 O 00580		PRE-CLEANER, AIR CLEANER 200863 (00736)		EA		1				SEE	GRP	9901			21	9
X2 O 00581		RETAINER, ELEMENT B19333-267 (00736)		EA		1				SEE	GRP	9901			21	12
X2 O 00582		SCREW, CAP, HEXAGON HEAD: bracket retaining 17240 (00736)		EA		2									21	22
X2 O 00583		WASHER, LOCK: bracket retaining 22703 (00736)		EA		2									21	24
P O 00584	4720-225-4799	HOSE, RUBBER: air filter 519013-11 (83179)		EA		1	*	2	2	*	2	2	15	25	21	4
O 00585	5310-880-7744	NUT, PLAIN, HEXAGON: air cleaner mtg		EA		8	*	*	*	*	*	*	*	*	21	19
X2 O 00586		SCREW, CAP, HEXAGON HEAD: air cleaner to bracket 900037-12 (83179)		EA		8									21	17
O 00587	5305-269-3209	SCREW, CAP, HEXAGON HEAD: hose to flywheel mtg		EA		1	*	*	*	*	*	*	*	*	21	2

(1) SMR CODE	(2) FEDERAL STOCK NUMBER	(3) DESCRIPTION REFERENCE NO. & MFR. CODE USABLE ON CODE		(4) UNIT OF ISSUE	(5) QTY INC IN UNIT PACK	(6) QTY INC IN UNIT	(7) 30-DAY DS MAINT ALLOWANCE			(8) 30-DAY GS MAINT ALLOWANCE			(9) 1-YR ALW PER 100 EQUIP CNTGCTY	(10) DEPOT MAINT ALW PER 100 EQUIP	(11) ILLUS- TRATION	
							(a) 1-20	(b) 21-50	(c) 51-100	(a) 1-20	(b) 21-50	(c) 51-100			(a) FIG NO.	(b) ITEM NO.
X2 O 00588		WASHER, LOCK: air cleaner to bracket 905631-18 (83179)		EA		8									21	18
X2 O 00589		WASHER, LOCK: hose to flywheel housing 905631-23 (83179)		EA		1									21	3
00590		0306 - TANKS, LINES, FITTINGS, HEADERS														
O 00591	4730-895-9013	ADAPTER, STRAIGHT: fuel line to pump		EA		1	*	*	*	*	*	*	*	*	22	29
X2 O 00592		ANTI-SQUEEK: fuel tank mtg 1222879-6 (83179)		EA		1									23	6
X2 O 00593		ANTI-SQUEEK: fuel tank mtg 1222879-5 (83179)		EA		1									23	13
P O 00594	2910-791-8007	CLAMP, INJECTION TUBE HD400F2160 (14351)		EA		1	*	*	*	*	*	5	5			
X1 00595	2910-791-8015	CLAMP, INJECTION TUBE H260F247 (14351)		EA		1									22	7
X1 00596		CLAMP, TUBING HD260F248 (14351)		EA		3									22	4
X2 O 00597		SCREW, ROUND HEAD: fuel line clamp X6521 (14351)		EA		2									22	2
O 00598	5310-582-5965	WASHER, LOCK: fuel line clamp		EA		2	*	*	*	*	*	*	*	*	22	3
P O 00599	4820-865-6946	COCK, SHUT-OFF, SCREW STEM: fuel tank 906037-12 (83179)		EA		2	*	*	*	*	*	5	5		23	11
X2 O 00600		ELBOW, PIPE: fuel tank to line 901773-8 (83179)		EA		2									23	15
X2 O 00601	4730-639-9676	ELBOW PIPE TO TUBE: fuel filter X12016 (14351)		EA		2									24	11
X2 O 00602		ELBOW, PIPE TO TUBE: fuel tank return line 901773-4 (83179)		EA		1									23	8

(1) SMR CODE	(2) FEDERAL STOCK NUMBER	(3) DESCRIPTION REFERENCE NO. & MFR. CODE USABLE ON CODE		(4) UNIT OF ISSUE	(5) QTY INC IN UNIT PACK	(6) QTY INC IN UNIT	(7) 30-DAY DS MAINT ALLOWANCE			(8) 30-DAY GS MAINT ALLOWANCE			(9) 1-YR ALW PER 100 EQUIP CNTGNCY	(10) DEPOT MAINT ALW PER 100 EQUIP	(11) ILLUS- TRATION	
							(a) 1-20	(b) 21-50	(c) 51-100	(a) 1-20	(b) 21-50	(c) 51-100			(a) FIG NO.	(b) ITEM NO.
X2 O 00603	4730-446-5838	ELBOW, STREET: fuel tank drain pipe, 3/8-18 thd size 901046-2 (83179)		EA		3									23	12
X2 O 00604		ELBOW, TUBE: fuel filter X12478 (14351)		EA		2									22	15
X2 O 00605		NIPPLE, PIPE: fuel tank drain, 3/8-18 thd size, 7 in. lg 902466-56 (83179)		EA		1									23	10
X2 O 00606		NIPPLE, PIPE: fuel tank to filter line, 3/8-18 thd size, 3 in. lg 902466-218 (83179)		EA		1									23	18
X2 O 00607		NUT, ELASTIC, STOP: fuel tank mtg, 3/8-16 thd size 900490-75 (83179)		EA		4									23	1
X2 O 00608		4730-203-3194	NUT, TUBE COUPLING: fuel line X12481 (14351)		EA		8								22	13
O 00609		4730-042-8988	PLUG, PIPE: fuel tank top		EA		1	*	*	*	*	*	*	*	23	21
X2 O 00610		2910-339-4873	SLEEVE, FLARED TUBE: fuel return line X12480 (14351)		EA		8								22	14
X2 O 00611		SPACER, LOWER: fuel tank 1224264 (83179)		EA		1									23	22 1
X2 O 00612		SPACER, UPPER: fuel tank 1224263 (83179)		EA		1									23	20
X2 O 00613		STRAP: fuel line retaining 222487 (83179)		EA		12									23	17
X2 O 00614		STRAP, LOWER: fuel tank mtg 1224262 (83179)		EA		1									23	14
X2 O 00615		2910-835-4539	STRAP, UPPER: fuel tank mtg 1224261 (83179)		EA		1								23	7
P O 00616	2910-198-5824	TANK, FUEL 519023-8 (83179)		EA		1	*	*	*	*	*	5	5	23	19	

(1) SMR CODE	(2) FEDERAL STOCK NUMBER	(3) DESCRIPTION REFERENCE NO. & MFR. CODE USABLE ON CODE		(4) UNIT OF ISSUE	(5) QTY INC IN UNIT PACK	(6) QTY INC IN UNIT	(7) 30-DAY DS MAINT ALLOWANCE			(8) 30-DAY GS MAINT ALLOWANCE			(9) 1-YR ALW PER 100 EQUIP CNTGCTY	(10) DEPOT MAINT ALW PER 100 EQUIP	(11) ILLUS- TRATION		
							(a) 1-20	(b) 21-50	(c) 51-100	(a) 1-20	(b) 21-50	(c) 51-100			(a) FIG NO.	(b) ITEM NO.	
P O 00617	2910-141-9758	CAP, FUEL TANK MS35645-1 (96906)		EA		1	*	2	2	*	2	2	15	25	23	4	
X2 O 00618		TUBE, FILLER: fuel tank HS90908 (96906)		EA		1										23	5
X2 O 00619	2815-765-2457	TEE, FUEL RETURN LINES X12479 (14351)		EA		3									22	28	
O 00620	4730-263-2733	TEE, PIPE: fuel return		EA		1	*	*	*	*	*	*	*	*	22	16	
X2 O 00621		TUBE ASSEMBLY: filter to filter JD382F3190 (14351)		EA		1									25	5	
X2 O 00622		NUT X12633 (14351)		EA		2											
X2 O 00623		TUBE, COPPER (12 in. required) JD382F319 (14351)		EA		1											
X2 O 00624		TUBE ASSEMBLY: filter to pump JD382F3180 (14351)		EA		1										24	10
X2 O 00625		NUT X12633 (14351)		EA		2											
X2 O 00626		TUBE, COPPER (14 in. required) JD382F318 (14351)		EA		1											
P O 00627		2910-055-7398	TUBE ASSEMBLY: fuel line No. 1 JD400F5001 (14351)		EA		1	*	*	2	*	*	2	6	10	22	26
X1 00628	4730-595-4924	CONNECTOR, PUMP HD400F205 (14351)		EA		1											
X1 00629		NUT, TUBE, COUPLING X12394 (14351)		EA		1											
X1 00630		SLEEVE, CLINCH TUBE X12381 (14351)		EA		1											
X1 00631	4730-052-9877	TUBE JD400F500 (14351)		EA		1											

(1) SMR CODE	(2) FEDERAL STOCK NUMBER	(3) DESCRIPTION REFERENCE NO. & MFR. CODE USABLE ON CODE		(4) UNIT OF ISSUE	(5) QTY INC IN UNIT PACK	(6) QTY INC IN UNIT	(7) 30-DAY DS MAINT ALLOWANCE			(8) 30-DAY GS MAINT ALLOWANCE			(9) 1-YR ALW PER 100 EQUIP CNTGCTY	(10) DEPOT MAINT ALW PER 100 EQUIP	(11) ILLUS- TRATION	
							(a)	(b)	(c)	(a)	(b)	(c)			(a)	(b)
							1-20	21-50	51-100	1-20	21-50	51-100			FIG NO.	ITEM NO.
P 0 00632	2910-055-7395	TUBE ASSEMBLY: fuel line No. 2 JD400F5011 (14351)		EA		1	*	*	2	*	*	2	6	10	22	1
X1 00633		END, CONNECTOR PUMP HD400F205 (U351)		EA		1										
X1 00634	4730-595-4924	NUT, TUBE COUPLING X12394 (14351)		EA		1										
X1 00635	4730-052-9877	SLEEVE, CLINCH, TUBE X12381 (14351)		EA		1										
X1 00636		TUBE JD400F501 (14351)		EA		1										
P O 00637	2910-055-7396	TUBE ASSEMBLY: fuel line No. 3 JD400F5021 (14351)		EA		1	*	*	2	*	*	2	6	10	22	5
X1 00638		END, CONNECTOR PUMP HD400F205 (U14351)		EA		1										
X1 00639	4730-595-4924	NUT, TUBE X12394 (14351)		EA		1										
X1 00640	4730-052-9877	SLEEVE, CLINCH, TUBE X12381 (U14351)		EA		1										
X1 00641		TUBE JD400F502 (14351)		EA		1										
P O 00642	2910-055-7397	TUBE ASSEMBLY: fuel line No. 4 JD400F5031 (14351)		EA		1	*	*	2	*	*	2	6	10	22	8
X1 00643		END, CONNECTOR PUMP HD400F205 (14351)		EA		1										
X1 00644	4730-595-4924	NUT, TUBE X12394 (14351)		EA		12										
X1 00645	4730-052-9877	SLEEVE, CLINCH, TUBE X12381 (14351)		EA		1										
X1 00646		TUBE JD400F503 (14351)		EA		1										

(1) SMR CODE	(2) FEDERAL STOCK NUMBER	(3) DESCRIPTION REFERENCE NO. & MFR. CODE USABLE ON CODE		(4) UNIT OF ISSUE	(5) QTY INC IN UNIT PACK	(6) QTY INC IN UNIT	(7) 30-DAY DS MAINT ALLOWANCE			(8) 30-DAY GS MAINT ALLOWANCE			(9) 1-YR ALW PER 100 EQUIP CNTGCV	(10) DEPOT MAINT ALW PER 100 EQUIP	(11) ILLUS- TRATION	
							(a) 1-20	(b) 21-50	(c) 51-100	(a) 1-20	(b) 21-50	(c) 51-100			(a) FIG NO.	(b) ITEM NO.
X2 O 00647		TUBE ASSEMBLY: fuel tank to filter 3223651-16 (83179)		EA		1									23	16
X2 O 00648		NUT, SHORT 904776-5 (83179)		EA		2										
X2 O 00649		TUBE, COPPER (6 ft 8 In required) 1223651-16 (83179)		EA		1										
X2 O 00650		TUBE ASSEMBLY: fuel tank to pump return 3223651-17 (83179)		EA		1									23	9
X1 00651		NUT, SHORT 904776-3 (83179)		EA		2										
X1 00652		TUBING 1223651-17 (83179)		EA		1										
X2 O 00653		TUBE, COPPER: fuel return JD403F401 (14351)		EA		1									22	12
X2 O 00654		TUBE, COPPER: fuel return (4 in. required for each TUBE) JD403F222 (14351)		EA		2									22	25
X2 O 00655		TUBE, COPPER: fuel return JD403F223 (14351)		EA		1									22	30
X2 O 00656	4730-231-5632	UNION, HALF: fuel pump to filter 901763-3 (83179)		EA		1									22	17
O 00657	5310-990-2704	WASHER, LOCK: fuel tank mtg		EA		4	*	*	*	*	*	*	*	*	23	2
00658		0309 - FUEL FILTERS														
X2 O 00659		BRACKET, FUEL FILTER: primary JD382F316 (14351)		EA		1									25	3
X2 O 00660		BRACKET: secondary filter mtg GD157F329 (14351)		EA		1									24	5
X2 O 00661		FILTER ASSEMBLY, FUEL: secondary 16527 (73370)		EA		1									24	

(1) SMR CODE	(2) FEDERAL STOCK NUMBER	(3) DESCRIPTION REFERENCE NO. & MFR. CODE USABLE ON CODE		(4) UNIT OF ISSUE	(5) QTY INC IN UNIT PACK	(6) QTY INC IN UNIT	(7) 30-DAY DS MAINT ALLOWANCE			(8) 30-DAY GS MAINT ALLOWANCE			(9) 1-YR ALW PER 100 EQUIP CNTGCTY	(10) DEPOT MAINT ALW PER 100 EQUIP	(11) ILLUS- TRATION	
							(a) 1-20	(b) 21-50	(c) 51-100	(a) 1-20	(b) 21-50	(c) 51-100			(a) FIG NO.	(b) ITEM NO.
X1 00662	2910-795-9531	BODY, FILTER, FLUID PRESSURE 7765 (73370)		EA		1									24	14
X2 O 00663	2910-861-6890	BOLT, FILTER HEAD 104071 (73370)		EA		1									24	7
P O 00664	2910-387-1912	CARTRIDGE, FILTER C1126PL (73370)		EA		1	13	25	50	13	25	50	600	100	2	13
X1 00665	2910-830-0154	COVER, FUEL FILTER 101488 (73370)		EA		1									24	9
P O 00666	5330-658-6193	GASKET: fuel filter head 101489 (73370)		EA		1	13	25	50	13	25	50	600	100	24	12
X2 O 00667	5325-779-9176	GROMMET, RUBBER 100918 (73370)		EA		1										
X1 00668	2910-767-7870	PLATE, ELEMENT SEALING 101493 (73370)		EA		1										
O 00669	4730-537-1192	PLUG, PIPE: air bleed		EA		1	*	*	*	*	*	*	*	*	24	6
O 00670	4730-287-3281	PLUG, PIPE: filter drain		EA		1	*	*	*	*	*	*	*	*	24	15
X1 00671	5340-784-0042	RING, RETAINING 103629 (73370)		EA		1										
X1 00672		SPRING 132288 (73370)		EA		1										
O 00673	5310-595-6398	WASHER, FLAT: head bolt		EA		1	*	*	*	*	*	*	*	*	24	8
X1 00674	5310-417-8620	WASHER, SHOULDERED 10776 (73370)		EA		1										
X2 O 00675		FILTER, FUEL: primary 16594 (73370)		EA		1										
X2 O 00676		BODY ASSEMBLY: fuel filter 9344 (73370)		EA		1									25	9
X2 O 00677	2910-788-7430	COCK, DRAIN: fuel filter primary 106498 (73370)		EA		1									25	10

(1) SMR CODE	(2) FEDERAL STOCK NUMBER	(3) DESCRIPTION REFERENCE NO. & MFR. CODE USABLE ON CODE		(4) UNIT OF ISSUE	(5) QTY INC IN UNIT	(6) QTY INC IN UNIT	(7) 30-DAY DS MAINT ALLOWANCE			(8) 30-DAY GS MAINT ALLOWANCE			(9) 1-YR ALW PER 100 EQUIP CNTGCTY	(10) DEPOT MAINT ALW PER 100 EQUIP	(11) ILLUS- TRATION	
							(a) 1-20	(b) 21-50	(c) 51-100	(a) 1-20	(b) 21-50	(c) 51-100			(a) FIG NO.	(b) ITEM NO.
X1 00678	2910-971-1467	COVER, FUEL FILTER: primary 102259 (73370)		EA		1									25	6
P O 00679	4330-277-3288	FILTER ELEMENT, FLUID PRESSURE 35070 (73370)		EA		1	*	*	2	*	*	2	6	100	25	12
P O 00680	5330-658-6193	GASKET: head to body, fuel filter 101489 (73370)		EA		1	13	25	50	13	25	50	600	100	25	15
X2 O 00681	2910-036-3612	NUT, ELEMENT: fuel filter primary 35066 (73370)		EA		1									25	11
X1 00682	5310-784-0033	NUT, PLAIN: cap 102458 (73370)		EA		1										
X2 O 00683		NUT, PLAIN, HEXAGON: element stud lock 10509 (73370)		EA		1									25	14
O 00684	5307-784-0699	STUD, PLAIN: body mtg		EA		1	*	*	*	*	*	*	*	*	25	13
X1 00685	5310-639-6385	WASHER, FLAT: body mtg 10028 (73370)		EA		1										
O 00686	5310-596-4989	NUT, PLAIN, HEXAGON; bracket to block		EA		2	*	*	*	*	*	*	*	*	24	4
X2 O 00687		NUT, PLAIN, HEXAGON: fuel filter bracket X18001 (14351)		EA		4									25	1
X2 O 00688		SCREW, ASSEMBLED WASHER: filter mtg X2977 (14351)		EA		4										
X1 00689		SCREW, CAP, HEXAGON HEAD: filter to bracket		EA		4									24	1
X1 00690	5310-261-7340	WASHER, LOCK: filter to bracket		EA		4									24	2
X2 O 00691		SCREW, ASSEMBLED WASHER: filter to bracket X2977 (14351)		EA		4										
X1 00692		SCREW, CAP, HEXAGON HEAD: filter to bracket X2977 (14351)		EA		4									25	17
X1 00693	5310-261-7340	WASHER, LOCK: filter to bracket		EA		4									25	16

(1) SMR CODE	(2) FEDERAL STOCK NUMBER	(3) DESCRIPTION REFERENCE NO. & MFR. CODE USABLE ON CODE	(4) UNIT OF ISSUE	(5) QTY INC IN UNIT PACK	(6) QTY INC IN UNIT	(7) 30-DAY DS MAINT ALLOWANCE			(8) 30-DAY GS MAINT ALLOWANCE			(9) 1-YR ALW PER 100 EQUIP CNTGCV	(10) DEPOT MAINT ALW PER 100 EQUIP	(11) ILLUS- TRATION	
						(a)	(b)	(c)	(a)	(b)	(c)			(a)	(b)
						1-20	21-50	51-100	1-20	21-50	51-100			FIG NO.	ITEM NO.
0 00694	5310-261-7340	WASHER, LOCK: bracket to block	EA		2	*	*	*	*	*	*	*	*	24	3
P 0 00695 00696	5310-104-7758	WASHER, SPECIAL: fuel filter bracket 0311 - ENGINE STARTING AIDS	EA		4	*	2	2	*	2	2	20	25	25	2
X2 0 00697		BUSHING, REDUCER: primer line, 3/8-18 thd size, 1/8-27 thd size 901160-1 (83179)	EA		1									15	7
X2 0 00698	2990-901-1307	CLAMP ASSEMBLY: ether container LP1058 (61112)	EA		1									26	1
X2 0 00699 0 00700	4730-639-9676	CLIP, TUBE 902906-2 (83179) ELBOW, PIPE TO TUBE	EA		1	*	*	*	*	*	*	*	*	26	5
X2 0 00701		ELBOW, PIPE TO TUBE: valve to tube, 1/8 pipe, 1/8 tube 906255-22 (83179)	EA		1									25	4
X2 0 00702		FITTING, MANIFOLD: primer tube, 1/8 pipe, 1/8 tube LP2377 (61112)	EA		1									26	6
0 00703	4730-625-2531	NIPPLE, PIPE: primer to filter	EA		1	*	*	*	*	*	*	*	*	15	8
0 00704	5310-934-9758	NUT, PLAIN, HEXAGON: valve and clamp mtg	EA		4	*	*	*	*	*	*	*	*	25	7
P 0 00705	2910-058-6562	PUMP, FUEL PRIMER HD400F406 (14351)	EA		1	*	*	2	*	*	2	6	3	26	8
X2 0 00706		SCREW, CAP, HEXAGON HEAD: clip mtg MS35291-58 (96906)	EA		1									26	3
0 00707	5305-984-6210	SCREW, MACHINE: valve and clamp mtg	EA		4	*	*	*	*	*	*	*	*	26	2

(1) SMR CODE	(2) FEDERAL STOCK NUMBER	(3) DESCRIPTION REFERENCE NO. & MFR. CODE USABLE ON CODE		(4) UNIT OF ISSUE	(5) QTY INC IN UNIT PACK	(6) QTY INC IN UNIT	(7) 30-DAY DS MAINT ALLOWANCE			(8) 30-DAY GS MAINT ALLOWANCE			(9) 1-YR ALW PER 100 EQUIP CNTGCTY	(10) DEPOT MAINT ALW PER 100 EQUIP	(11) ILLUS- TRATION	
							(a)	(b)	(c)	(a)	(b)	(c)			(a)	(b)
							1-20	21-50	51-100	1-20	21-50	51-100			FIG NO.	ITEM NO.
M 0 00708		TUBE ASSEMBLY: valve to manifold 238573 (32537) MANUFACTURE FROM:		EA		1									15	9
P 0 00709	4730-985-0642	NUT, TUBE 906248-4 (83179)		EA		2	*	2	2	*	2	2	20	25		
P 0 00710	4730-980-2819	SLEEVE, TUBE 906247-4 (83179)		EA		2	*	2	2	*	2	2	20	25		
P 0 00711	4710-277-7581	TUBE, COPPER (4 ft. 4 in. required)		FT						SEE	GRP	9501				
X2 0 00712	2990-901-1292	VALVE ASSEMBLY, PRIMER LP1214-3 (61112)		EA		1									26	7
0 00713	5310-017-8378	WASHER, LOCK: clip mtg, 3/8 in. split		EA		1	*	*	*	*	*	*	*	*	26	4
X2 0 00714		WASHER, LOCK: valve and clamp mtg 905631-8 (83179)		EA		4									26	9
00715		0312 - ACCELERATOR, THROTTLE OR CHOKE CONTROLS														
X2 0 00716	3040-978-2983	BALL JOINT: engine throttle link A221376 (83179)		EA		1				SEE	GRP	9901			53	34
X2 0 00717	2910-306-1217	BALL JOINT: engine throttle link A221898 (83179)		EA		1				SEE	GRP	9901			53	7
X2 0 00718		LINK, THROTTLE: 12 in: lg 1224253 (83179)		EA		1									53	32
X2 0 00719		NUT, JAM: engine throttle link 1h, 1/4-28 thd size 900214-21 (83179)		EA		1									53	31
0 00720	5310-616-1418	NUT, PLAIN, HEXAGON: engine throttle link		EA		1	*	*	*	*	*	*	*	*	53	33

(1) SMR CODE	(2) FEDERAL STOCK NUMBER	(3) DESCRIPTION REFERENCE NO. & MFR. CODE USABLE ON CODE	(4) UNIT OF ISSUE	(5) QTY INC IN UNIT PACK	(6) QTY INC IN UNIT	(7) 30-DAY DS MAINT ALLOWANCE			(8) 30-DAY GS MAINT ALLOWANCE			(9) 1-YR ALW PER 100 EQUIP CNTGNCY	(10) DEPOT MAINT ALW PER 100 EQUIP	(11) ILLUS- TRATION		
						(a)	(b)	(c)	(a)	(b)	(c)			(a)	(b)	
						1-20	21-50	51-100	1-20	21-50	51-100			FIG NO.	ITEM NO.	
00721		GROUP 04 - EXHAUST SYSTEM														
00722		0401 - MUFFLER AND PIPES														
X2 0 00723		BOLT, CARRIAGE: muffler clamp, 1/4-20 thd size, 2 in. lg STD1646 (80254)	EA		1										27	5
X2 0 00724		BOLT, CARRIAGE: rain cap, 1/4-20 thd size, 1 1/2 in. lg STD1416 (80254)	EA		1										27	8
P 0 00725	4310-929-6716	CAP, RAIN: muffler 519244-2 (83179)	EA		1	*	*	*	*	*	*	5	5	27	7	
X2 0 00726	2530-546-2274	CLAMP: muffler to pipe 6625 (79260)	EA		1	*	*	*	*	*	*	*	*	27	4	
P 0 00727	2990-225-4838	MUFFLER T8813 (76700)	EA		1	*	4	2	*	*	2	6	10	27	6	
0 00728	5310-761-6882	NUT, PLAIN, HEXAGON: clamp	EA		1	*	*	*	*	*	*	*	*	27	10	
0 00729	5310-207-9071	NUT, SELF-LOCKING: rain cap	EA		1	*	*	*	*	*	*	*	*	27	9	
P 0 00730	2990-118-1621	PIPE, EXHAUST 1224269 (83179)	EA		1	*	*	*	*	*	*	5	5	27	3	
00731		GROUP 05 - COOLING SYSTEM														
00732		0501 - RADIATOR, EVAPORATIVE COOLER, OR HEAT EXCHANGER														
0 00733	5306-225-8502	BOLT, MACHINE: grille mtg	EA		6	*	*	*	*	*	*	*	*	40	19	
X2 0 00734		GRILLE, RADIATOR 1224312 (83179)	EA		1									40	20	
F 00735	5310-732-0558	NUT, PLAIN, HEXAGON: radiator mtg	EA		2	*	*	*	*	*	*	*	*	28	10	
X2 F 00736		PAD, RUBBER: radiator mtg 1224266 (83179)	EA		2									28	12	

(1) SMR CODE	(2) FEDERAL STOCK NUMBER	(3) DESCRIPTION REFERENCE NO. & MFR. CODE USABLE ON CODE		(4) UNIT OF ISSUE	(5) QTY INC IN UNIT PACK	(6) QTY INC IN UNIT	(7) 30-DAY DS MAINT ALLOWANCE			(8) 30-DAY GS MAINT ALLOWANCE			(9) 1-YR ALW PER 100 EQUIP CNTGCTY	(10) DEPOT MAINT ALW PER 100 EQUIP	(11) ILLUS- TRATION	
							(a) 1-20	(b) 21-50	(c) 51-100	(a) 1-20	(b) 21-50	(c) 51-100			(a) FIG NO.	(b) ITEM NO.
P FR 00737	2930-764-7193	RADIATOR, ENGINE COOLANT 519219 (83179)		EA		1	*	*	*	*	*	*	5	5	28	2
P 0 00738	2930-720-2677	CAP, RADIATOR MS35840-1 (96906)		EA		1	*	2	2	*	2	2	15	25	28	2
X2 0 00739		WASHER, LOCK: grille mtg 905631-18 (83179)		EA		6									40	16
F 00740	5310-637-9541	WASHER, LOCK: radiator mtg		EA		2	*	*	*	*	*	*	*	*	28	11
00741		0503 - WATER MANIFOLD, HEADERS, THERMOSTATS AND HOUSING GASKET														
X2 0 00742		BUSHING, PIPE: water temperature switch X12166 (14351)		EA		1									2	8
X2 0 00743		CAP, PIPE: radiator drain, 3/8-18 thd size 901190-3 (83179)		EA		1									28	9
X2 0 00744		CLAMP, HOSE 904696-36 (83179)		EA		2									29	1
X2 0 00745	4730-989-1830	CLAMP, HOSE 904696-28 (83179)		EA		2									29	10
X2 0 00746		CLAMP, RADIATOR: drain tube 905299-26 (83179)		EA		1									28	14
X2 0 00747	4820-174-0339	COCK, DRAIN: block, 3/8-18 thd size X1017 (14351)		EA		1									1	9
X2 0 00748		ELBOW, INLET JD382K402 (14351)		EA		1									29	12
X2 0 00749		ELBOW, OUTLET JD403K309 (14351)		EA		1									29	5
X2 0 00750		ELBOW, PIPE: radiator drain 901023-3 (83179)		EA		1									28	7
X1 00751	2815-313-7645	GASKET: water inlet elbow H260K203 (14351) (Component of GASKET SET, Stock No. 2815-225-4784, See Group 0100)		EA		1									29	13

(1) SMR CODE	(2) FEDERAL STOCK NUMBER	(3) DESCRIPTION REFERENCE NO. & MFR. CODE USABLE ON CODE	(4) UNIT OF ISSUE	(5) QTY INC IN UNIT	(6) QTY INC IN UNIT	(7) 30-DAY DS MAINT ALLOWANCE			(8) 30-DAY GS MAINT ALLOWANCE			(9) 1-YR ALW PER 100 EQUIP CNTGCTY	(10) DEPOT MAINT ALW PER 100 EQUIP	(11) ILLUS- TRATION	
						(a)	(b)	(c)	(a)	(b)	(c)			(a)	(b)
						1-20	21-50	51-100	1-20	21-50	51-100			FIG NO.	ITEM NO.
X1 00752	2930-313-7646	GASKET: water outlet H260K209 (14351) (Component of GASKET SET, Stock No. 2815-722-6349, See Group 0100)	EA		1									29	6
P 0 00753	4720-225-4800	HOSE, RUBBER: radiator 519121-8 (83179)	EA		1	2	2	2	2	2	2	25	75	29	2
P 0 00754	4720-225-4801	HOSE, RUBBER: radiator 519121-7 (83179)	EA		1	*	2	2	*	2	2	15	50	29	9
X2 0 00755		NIPPLE, PIPE: radiator drain, 3/8-18 thd size, 10 in. lg 902466-273 (83179)	EA		1									28	6
X2 0 00756		NIPPLE, PIPE: radiator drain, 3/8-18 thd size, 6 in. lg 902466-201 (83179)	EA		1									28	8
X2 0 00757		NUT, PLAIN, HEXAGON: drain tube clamp 900160-2 (83179)	EA		1									28	3
X2 0 00758	5310-596-4989	NUT, PLAIN, HEXAGON: outlet elbow mtg	EA		2									29	11
P 0 00759	5330-835-3453	PACKING, PREFORMED: rubber thermostat mtg, 1 3/4 in. id, 2 1/8 in. od, 3/16 in. thk	EA		1	*	2	2	*	2	2	20	50	29	7
X2 0 00760		SCREW AND WASHER ASSEMBLY: thermostat housing mtg, 3/8-16 thd size, 1 3/4 in. lg X2947 (14351)	EA		3										
X1 00761		SCREW, CAP, HEXAGON HEAD: water outlet elbow mtg, 3/8-16 thd size, 1 3/4 in. lg 12947 (14351)	EA		3									29	3
X1 00762		WASHER, LOCK: outlet elbow mtg X203 (14351)	EA		3									29	4
0 00763	5305-225-3839	SCREW, CAP, HEXAGON HEAD: drain tube clamp	EA		1	*	*	*	*	*	*	*	*	28	13
X2 0 00764		SPACER, RADIATOR DRAIN 1224315 (83179)	EA		1									28	5

(1) SMR CODE	(2) FEDERAL STOCK NUMBER	(3) DESCRIPTION REFERENCE NO. & MFR. CODE USABLE ON CODE		(4) UNIT OF ISSUE	(5) QTY INC IN UNIT PACK	(6) QTY INC IN UNIT	(7) 30-DAY DS MAINT ALLOWANCE			(8) 30-DAY GS MAINT ALLOWANCE			(9) 1-YR ALW PER 100 EQUIP CNTGCV	(10) DEPOT MAINT ALW PER 100 EQUIP	(11) ILLUS- TRATION	
							(a)	(b)	(c)	(a)	(b)	(c)			(a) FIG NO.	(b) ITEM NO.
							1-20	21-50	51-100	1-20	21-50	51-100				
P 0 00765	6620-560-1999	THERMOSTAT, FLOW CONTROL RD6K3190 (14351)		EA		1	2	2	4	2	2	4	45	50	29	8
0 00766	5310-582-5965	WASHER, LOCK: drain tube clamp		EA		1	*	*	*	*	*	*	*	*	28	4
0 00767 00768	5310-261-7340	WASHER, LOCK: inlet elbow mtg 0504 - WATER PUMP		EA		2	*	*	*	*	*	*	*	*	29	4
0 00769	5310-616-1330	NUT, PLAIN, HEXAGON: pump mtg		EA		6	*	*	*	*	*	*	*	*	31	13
0 00770	5310-582-5965	WASHER, LOCK: water pump mtg		EA		6	*	*	*	*	*	*	*	*	31	12
P FR 00771	2930-058-6570	WATER PUMP ASSEMBLY ED400K30112 (14351) (Includes components of WATER PUMP KIT, Stock No. 2815-225-4790)		EA		1	*	*	*	*	*	*	5	5	31	10
P F 00772	2930-132-4496	PULLEY, FAN JD403K308 (14351)		EA		1	*	*	*	*	*	*	5	5	30	6
X1 00773	2930-058-6572	PUMP, WATER ED400K3010 (1351)		EA		1										
X1 00774		BODY, WATER PUMP J403K402 (14351)		EA		1										30
P F 00775	2815-225-4790	WATER PUMP KIT ED400T102 (14351)		EA		1	2	2	3	2	2	3	30	25		
X1 00776	2930-091-9078	BEARING AND SHAFT ASSEMBLY HD277K2020 (14351)		EA		1									30	4
X1 00777		GASKET: water pimp H260K204 (14351) (Component of GASKET SET, Stock No. 2815-225-4784, See Group 0100)		EA		1									31	11
X1 00778		IMPELLER ASSEMBLY J403K3010 (14351)		EA		1									30	1
X1 00779		RING, RETAINING X7082 (14351)		EA		1								30	7	

(1) SMR CODE	(2) FEDERAL STOCK NUMBER	(3) DESCRIPTION REFERENCE NO. & MFR. CODE USABLE ON CODE		(4) UNIT OF ISSUE	(5) QTY INC IN UNIT PACK	(6) QTY INC IN UNIT	(7) 30-DAY DS MAINT ALLOWANCE			(8) 30-DAY GS MAINT ALLOWANCE			(9) 1-YR ALW PER 100 EQUIP CNTGCTY	(10) DEPOT MAINT ALW PER 100 EQUIP	(11) ILLUS- TRATION	
							(a) 1-20	(b) 21-50	(c) 51-100	(a) 1-20	(b) 21-50	(c) 51-100			(a) FIG NO.	(b) ITEM NO.
X1 00780	5340-582-2848	RING, RETAINING X7047 (14351)		EA		1									30	5
X1 00781	2930-353-8897	SEAL, WATER PUMP N62 211 (14351) (Component of GASKET SET, Stock No. 2815-225-4784, See Group 0100)		EA		1									30	2
00782		0505 - FAN ASSEMBLY														
P 0 00783	3030-225-0144	BELT, FAN SET (2) X27006-510 (14351)		EA		1	2	2	4	2	2	4	45	100	32	8
0 00784	5306-225-8497	BELT, MACHINE: fan guard mtg		EA		8	*	*	*	*	*	*	*	*	31	4
X2 0 00785		BOLT, MACHINE: fan mtg 901858-22 (83179)		EA		4									31	6
P 0 00786	2930-198-5792	FAN, RADIATOR 519162-5 (83179)		EA		1	*	*	*	*	4	*	5	5	31	8
X2 0 00787		GUARD, FAN: lh 1224265 (83179)		EA		1									31	5
X2 0 00788		GUARD, FAN: rh 1224293 (83179)		EA		1									31	1
0 00789	5310-880-7744	NUT, PLAIN, HEXAGON: fan guard mtg		EA		2	*	*	*	*	*	*	*	*	31	2
X2 0 00790		SPACER, FAN 1224311 (83179)		EA		1									31	9
0 00791	5310-407-9566	WASHER, LOCK: fan mtg and guard mtg		EA		6	*	*	*	*	*	*	*	*	31	7
X2 0 00792		WASHER, LOCK: guard mtg 905631-18 (83179)		EA		6									31	3
															31	14

(1) SMR CODE	(2) FEDERAL STOCK NUMBER	(3) DESCRIPTION REFERENCE NO. & MFR. CODE USABLE ON CODE		(4) UNIT OF ISSUE	(5) QTY INC IN UNIT PACK	(6) QTY INC IN UNIT	(7) 30-DAY DS MAINT ALLOWANCE			(8) 30-DAY GS MAINT ALLOWANCE			(9) 1-YR ALW PER 100 EQUIP CNTGCV	(10) DEPOT MAINT ALW PER 100 EQUIP	(11) ILLUS- TRATION		
							(a)	(b)	(c)	(a)	(b)	(c)			(a)	(b)	
							1-20	21-50	51-100	1-20	21-50	51-100			FIG NO.	ITEM NO.	
00793		GROUP 06 - ELECTRICAL SYSTEM (ENGINE AND VEHICULAR, ETC.)															
00794		0601 - GENERATOR, ALTERNATOR															
X2 0 00795		BRACKET, GENERATOR MOUNTING JD382M322 (14351)		EA		1										32	24
X2 0 00796		FAN, GENERATOR JD403M311 (14351)		EA		1										32	12
P 0R 00797	2920-391-2989	GENERATOR, ENGINE ACCESSORY MS13823-1 (96906) (Includes components of PARTS KIT, Stock No. 2920-606-4390)		EA		1	*	2	2	*	2	2	15	2	32	14	
X1 00798	2920-392-4652	ARMATURE ASSEMBLY GHS2006F (19728)		EA		1											
X1 00799	3110-108-9247	BEARING, BALL, ANNULAR X3380 (19728)		EA		1											
X1 00800		BAND, GENERATOR GHS24 (19728)		EA		1										32	20
X1 00801		BOLT, MACHINE: thru bolt GHS20 (19728)		EA		2										32	23
X1 00802		CONNECTOR, RECEPTACLE, ELECTRICAL: two contacts GHS1028 (19728)		EA		1											
X1 00803	5975-304-7496	ELBOW, ELECTRICAL, CONDUIT XA750A (19728)		EA		1											
X1 00804		END BELL, ELECTRICAL ROTATING EQUIPMENT GHS1003 (19728)		EA		1											
X1 09805	3110-900-5568	BEARING, BALL ANNULAR: drive end X3185A (197281)		EA		1											
X1 00806		HEAD, DRIVE END GHS3 (19728)		EA		1											
X1 00807		RETAINER, BEARING GHS27 (19728)		EA		1											
X1 00808		SCREW, MACHINE: bearing retainer GGW52B (19728)		EA		3											

(1) SMR CODE	(2) FEDERAL STOCK NUMBER	(3) DESCRIPTION REFERENCE NO. & MFR. CODE USABLE ON CODE		(4) UNIT OF ISSUE	(5) QTY INC IN UNIT PACK	(6) QTY INC IN UNIT	(7) 30-DAY DS MAINT ALLOWANCE			(8) 30-DAY GS MAINT ALLOWANCE			(9) 1-YR ALW PER 100 EQUIP CNTGCTY	(10) DEPOT MAINT ALW PER 100 EQUIP	(11) ILLUS- TRATION		
							(a)	(b)	(c)	(a)	(b)	(c)			(a)	(b)	
							1-20	21-50	51-100	1-20	21-50	51-100			FIG NO.	ITEM NO.	
X1 00809		SPRING, PLATE: contact GHS1032 (19728)		EA		1											
X1 00810		WASHER, LOCK: retainer mtg 20f196 (19728)		EA		3											
X1 00811		FAN, GENERATOR PU535A (19728)		EA		0											
X1 00812		FRAME AND FIELD ASSEMBLY GHS2001 (19728)		EA		1											
X1 00813		INSULATION, COIL GHS40 (19728)		EA		1											
X1 00814	5315-688-0430	PIN, STRAIGHT, HEADLESS MN21A (19728)		EA		2											
X1 00815	5305-984-6191	SCREW, MACHINE: field MS35206-243 (96906)		EA		1											
X1 00816	5305-514-8436	SCREW, MACHINE: pole shoe GHS38 (19728)		EA		2											
X1 00817	5310-045-3299	WASHER, LOCK: receptacle mtg MS35338-42 (96906)		EA		4											
X1 00818	2930-393-6485	WINDING, GENERATOR, FIELD GHS1005 (19728)		EA		1											
X1 00819		COIL, FIELD: left GHS1007 (19728)		EA		1											
X1 00820		COIL, FIELD: right GHS1008 (19728)		EA		1											
X1 00821		HEAD ASSEMBLY: brush holder GHS2002S (19728)		EA		1										32	21
X1 00822		ARM, BRUSH GHS26 (19728)		EA		2										32	19
X1 00823	5315-616-5526	KEY, WOODRUFF: pulley mtg X260 (19728)		EA		1										32	13

(1) SMR CODE	(2) FEDERAL STOCK NUMBER	(3) DESCRIPTION REFERENCE NO. & MFR. CODE USABLE ON CODE		(4) UNIT OF ISSUE	(5) QTY INC IN UNIT PACK	(6) QTY INC IN UNIT	(7) 30-DAY DS MAINT ALLOWANCE			(8) 30-DAY GS MAINT ALLOWANCE			(9) 1-YR ALW PER 100 EQUIP CNTGCTY	(10) DEPOT MAINT ALW PER 100 EQUIP	(11) ILLUS- TRATION	
							(a)	(b)	(c)	(a)	(b)	(c)			(a)	(b)
							1-20	21-50	51-100	1-20	21-50	51-100			FIG NO.	ITEM NO.
X1 00824		NUT, PLAIN, HEXAGON: armature shaft, 1/2-20 thd size P35-357P (19728)		EA		1									32	9
X1 00825		NUT, PLAIN, SQUARE: band mtg 20X794 (19728)		EA		1										
X1 00826		SCREW, FIELD 19X302 (19728)		EA		1										
X1 00827		SCREW, MACHINE: band 20X714 (19728)		EA		1										
X1 00828		SCREW, MACHINE: brush holder 19X305 (19728)		EA		2									32	15
X1 00829		SCREW, MACHINE: elbow mtg 20X3448 (19728)		EA		4										
X1 00830	5305-889-3001	SCREW, MACHINE: receptacle mtg MS35206-231 (96906)		EA		4										
X1 00831		SPACER, SHAFT GHS31 (19728)		EA		1										
X1 00832		SPACER: elbow mtg GHS15 (19728)		EA		1										
X1 00833		SPACER SHAFT GHS23 119728)		EA		1										
X2 0 00834		WASHER, FLAT: pulley mtg GHS18 (19728)		EA		1									32	10
X1 00835	5310-045-3299	WASHER, LOCK: elbow and brush mtg MS35338-42 (96906)		EA		6									32	16
X1 00836		WASHER, LOCK: thru bolt 20X1014 (19728)		EA		2									32	22
0 00837	5310-768-0318	NUT, PLAIN, HEXAGON: bracket mtg		EA		2	*	*	*	*	*	*	*	*	32	27

(1) SMR CODE	(2) FEDERAL STOCK NUMBER	(3) DESCRIPTION REFERENCE NO. & MFR. CODE USABLE ON CODE	(4) UNIT OF ISSUE	(5) QTY INC IN UNIT PACK	(6) QTY INC IN UNIT	(7) 30-DAY DS MAINT ALLOWANCE			(8) 30-DAY GS MAINT ALLOWANCE			(9) 1-YR ALW PER 100 EQUIP CNTGCTY	(10) DEPOT MAINT ALW PER 100 EQUIP	(11) ILLUS- TRATION		
						(a)	(b)	(c)	(a)	(b)	(c)			(a)	(b)	
						1-20	21-50	51-100	1-20	21-50	51-100			FIG NO.	ITEM NO.	
X2 0 00838	2920-606-4390	NUT, PLAIN, HEXAGON: generator mtg 13XX1803H (14351)	EA		2									32	25	
P 0 00839		PARTS KIT, GENERATOR GHS6002TS18 (19728)	EA		1	2	3	6	2	3	6	75	100			
X1 00840		BRUSH, ELECTRICAL CONTACT GHS2012S (19728)	EA		1										32	17
X1 00841		SPRING, HELICAL, TORSION: brush GHS17 (19728)	EA		1										32	18
X2 0 00842		PULLEY, GENERATOR DRIVE SD802M324 (14351)	EA		1										32	11
X2 0 00843		SCREW, CAP, HEXAGON HEAD: generator adjusting 13XX3942 (14351)	EA		1										32	3
X2 0 00844		SCREW, CAP, HEXAGON HEAD: generator adjusting strap 13XX3063 (14351)	EA		1										32	7
X2 0 00845		SCREW, CAP, HEXAGON HEAD: generator mtg 13XX3368 (14351)	EA		2										32	1
X2 0 00846		2805-329-2571 SEAT, NUT ADJUSTABLE BRACKET F400M207 (14351)	EA		1										32	5
X2 0 00847		SPACER, FAN JD403M203 (14351)	EA		1											
X2 0 00848		STRAP, GENERATOR ADJUSTING JD383M319 (14351)	EA		1										32	6
0 00849		5310-017-3128 WASHER, LOCK: adjusting strap	EA		2	*	*	*	*	*	*	*	*	*		
0 00850		5310-017-8591 WASHER, LOCK: bracket mtg	EA		2	*	*	*	*	*	*	*	*	*	32	26
0 00851	5310-017-3128 WASHER, LOCK: generator adjusting	EA		2	*	*	*	*	*	*	*	*	*	32	4	
X2 0 00852	WASHER, LOCK: generator mtg 13XX14299 (14351)	EA		4										32	2	

(1) SMR CODE	(2) FEDERAL STOCK NUMBER	(3) DESCRIPTION REFERENCE NO. & MFR. CODE USABLE ON CODE	(4) UNIT OF ISSUE	(5) QTY INC IN UNIT PACK	(6) QTY INC IN UNIT	(7) 30-DAY DS MAINT ALLOWANCE			(8) 30-DAY GS MAINT ALLOWANCE			(9) 1-YR ALW PER 100 EQUIP CNTGNCY	(10) DEPOT MAINT ALW PER 100 EQUIP	(11) ILLUS- TRATION		
						(a)	(b)	(c)	(a)	(b)	(c)			(a)	(b)	
						1-20	21-50	51-100	1-20	21-50	51-100			FIG NO.	ITEM NO.	
00853		0602 - GENERATOR REGULATOR (VOLTAGE)														
0	5306-225-8497	BOLT, MACHINE: regulator mtg	EA		4	*	*	a	*	*	*	*	*	33	3	
00854 X2 0 00855		LEAD ASSEMBLY: regulator to ammeter FW263-36 (14351)	EA		1									33	6	
X2 0 00856		LEAD, CONNECTOR: generator to regulator FW284-78 (14351)	EA		1									33	1	
0 00857 P 0 00858	5310-880-7744 2920-640-7518	NUT, HEXAGON: regulator mtg REGULATOR, ENGINE GENERATOR MS13805-1 (96906)	EA EA		4 1	*	*	*	*	*	*	*	*	33 10	5 2	
X2 0 00859		WASHER, LOCK: regulator mtg 905631-18 (83179)	EA		8									33	4	
00860		0603 - STARTING MOTOR														
P F 00861	2920-906-5912	PARTS IT, ELECTRICAL: starter KIT204 (19728)	EA		1	2	2	4	2	2	4	45	15			
X1 00862	2920-293-5041	BEARING GBF79 (19728)	EA		1											
X1 00863		BEARING, BRONZE MEL50 (19728)	EA		1											
X1 00864	5977-091-9283	BRUSH SET, STARTER MEW1012S (19728)	EA		1									34	18	
X1 00865		BUSHING MEL17 (19728)	EA		1											
X1 00866		GASKET: head MEL25 (19728)	EA		1									34	5	
X1 00867		GASKET: internal bearing housing MEL24 (19728)	EA		2									34	12	
X1 00868		RETAINER, SNAP RING MET53A (19728)	EA		1											

(1) SMR CODE	(2) FEDERAL STOCK NUMBER	(3) DESCRIPTION REFERENCE NO. & MFR. CODE USABLE ON CODE		(4) UNIT OF ISSUE	(5) QTY INC IN UNIT PACK	(6) QTY INC IN UNIT	(7) 30-DAY DS MAINT ALLOWANCE			(8) 30-DAY GS MAINT ALLOWANCE			(9) 1-YR ALW PER 100 EQUIP CNTGCTY	(10) DEPOT MAINT ALW PER 100 EQUIP	(11) ILLUS- TRATION	
							(a)	(b)	(c)	(a)	(b)	(c)			(a) FIG NO.	(b) ITEM NO.
							1-20	21-50	51-100	1-20	21-50	51-100				
X1 00869	5340-598-1166	RING ,RETAINER MCS47A (19728)		EA		1										
X1 00870		RING, SNAP MEJ82A (19728)		EA		1										
X1 00871	2920-058-6574	SPRING, BRUSH MBD19AS (19728)		EA		8									34	17
X1 00872		WASHER MEL18 (19728)		EA		1										
X1 00873		WASHER, FELT MEJ93 (19728)		EA		1										
X1 00874	5330-282-6098	WASHER, NONMETALLIC: armature MBD119 (19728)		EA		1									34	4
X1 00875		WASHER, RETAINING MEJ92 (19728)		EA		2										
X1 00876		WASHER, STOP MET67 (19728)		EA		1										
X1 00877	5330-235-5124	WASHER, NONMETALLIC (As required) MU54B (19728)		EA												
X1 00878	5330-2826112	WASHER, NONMETALLIC (As required) MU54 (19728)		EA												
X1 00879		WASHER, THRUST MET52A (19728)		EA		1										
P OR 00880	2920-225-4824	STARTER MFY8001AT (19728) (Includes components of KIT, Stock No. 2920-906-5912)		EA		1	*	2	2	*	2	2	15	2	34	
X1 00881		ARMATURE AND HOUSING ASSEMBLY EX/144120 (19728)		EA		1									34	9
X1 00882	2920-227-9446	BEARING ASSEMBLY MEU1050 (19728)		EA		1										

(1) SMR CODE	(2) FEDERAL STOCK NUMBER	(3) DESCRIPTION REFERENCE NO. & MFR. CODE USABLE ON CODE		(4) UNIT OF ISSUE	(5) QTY INC IN UNIT PACK	(6) QTY INC IN UNIT	(7) 30-DAY DS MAINT ALLOWANCE			(8) 30-DAY GS MAINT ALLOWANCE			(9) 1-YR ALW PER 100 EQUIP CNTGCTY	(10) DEPOT MAINT ALW PER 100 EQUIP	(11) ILLUS- TRATION			
							(a)	(b)	(c)	(a)	(b)	(c)			(a)	(b)		
							1-20	21-50	51-100	1-20	21-50	51-100			FIG NO.	ITEM NO.		
X1 00883	2910-042-4998	CLUTCH E0-16817F (19728)		EA		1												
X1 00884		COLLAR MEJ83A (19728)		EA		1												
X1 00885		CONTACT DISC ASSEMBLY MET1050 (19728)		EA		1												
P F 00886		COVER AND CONTACT ASSEMBLY SP6029 (19728)		EA		1	*	*	*	*	*	*	5	5				
X1 00887		COVER AND STUD ASSEMBLY EX145625 (19728)		EA		1												
X1 00888		COVER, BEARING MEJ39A (19728)		EA		1												
X1 00889		FRAME AND FIELD ASSEMBLY EX145628 (19728)		EA		1										34	15	
X1 00890		GASKET: cover MET62 (19728)		EA		1												
X1 00891		HEAD ASSEMBLY E1344138 (19728)		EA		1										34	3	
X1 00892		HOUSING AND SOLENOID ASSEMBLY EX33401X1 (19728)		EA		1												
X1 00893		HOUSING ASSEMBLY 1133401X (19728)		EA		1												
X1 00894		INSULATION: brush plate mtg MEL25 (19728)		EA		1										34	6	
X1 00895		LEAD ASSEMBLY, STARTER EX136634A (19728)		EA		1										34	14	
X1 00896		MOVING CORE ASSEMBLY MET1075A (19728)		EA		1												
X1 00897		NUT, PLAIN, HEXAGON X2853 (19728)		EA		3												

(1) SMR CODE	(2) FEDERAL STOCK NUMBER	(3) DESCRIPTION REFERENCE NO. & MFR. CODE USABLE ON CODE		(4) UNIT OF ISSUE	(5) QTY INC IN UNIT PACK	(6) QTY INC IN UNIT	(7) 30-DAY DS MAINT ALLOWANCE			(8) 30-DAY GS MAINT ALLOWANCE			(9) 1-YR ALW PER 100 EQUIP CNTGCV	(10) DEPOT MAINT ALW PER 100 EQUIP	(11) ILLUS- TRATION			
							(a)	(b)	(c)	(a)	(b)	(c)			(a) FIG NO.	(b) ITEM NO.		
							1-20	21-50	51-100	1-20	21-50	51-100						
X1 00898	5310-013-4570	NUT, PLAIN, HEXAGON X2845 (19728)		EA		2												
X1 00899		PLATE ASSEMBLY, BRUSH E144142 (19728)		EA		1										34	7	
X1 00900		SCREW, HEAD 19X3450 (19728)		EA		2												
X1 00901		SCREW, HEXAGON HEAD: housing mtg EX144136 (19728)		EA		7											34	8
X1 00902		SCREW, MACHINE: brush mtg 191304 (19728)		EA		8											34	20
X1 00903		SCREW, MACHINE: brush plate mtg 19X3407 (19728)		EA		3											34	16
X1 00904	5305-614-0247	SCREW, MACHINE: head mtg MS35266-64 (96906)		EA		4										34	1	
X1 00905		SPRING MEJ88A (19728)		EA		1												
X1 00906		SPRING, CONTACT MEJ65A (19728)		EA		1												
X1 00907		STUD, CONTACT MET28 (19728)		EA		1												
X1 00908		STUD, TERMINAL 13180 (19728)		EA		2												
X1 00909		TERMINAL MEJ101 (19728)		EA		2												
X1 00910	5310-167-0837	WASHER MEJ38 (19728)		EA		1												
X1 00911		WASHER, FLAT 25929 (58417)		EA		1												
X1 00912		WASHER, FLAT MZ294 (19728)		EA		1												

(1) SMR CODE	(2) FEDERAL STOCK NUMBER	(3) DESCRIPTION REFERENCE NO. & MFR. CODE USABLE ON CODE	(4) UNIT OF ISSUE	(5) QTY INC IN UNIT PACK	(6) QTY INC IN UNIT	(7) 30-DAY DS MAINT ALLOWANCE			(8) 30-DAY GS MAINT ALLOWANCE			(9) 1-YR ALW PER 100 EQUIP CNTGCTY	(10) DEPOT MAINT ALW PER 100 EQUIP	(11) ILLUS- TRATION		
						(a)	(b)	(c)	(a)	(b)	(c)			(a)	(b)	
						1-20	21-50	51-100	1-20	21-50	51-100			FIG NO.	ITEM NO.	
X1 00913	5310-043-2646	WASHER, LOCK 12X201 (19728)	EA		2											
X1 00914		WASHER, LOCK 19X830 (19728)	EA		1											
X1 00915	5310-043-1680	WASHER, LOCK: brush plate mtg 201902 (19728)	EA		16									34	19	
X1 00916	5310-042-6678	WASHER, LOCK: housing mtg 12X195 (19728)	EA		11									34	2	
X1 00917		WASHER, NONMETALLIC MU54L (19728)	EA		1											
X1 00918		WASHER, PLAIN 19X349 (19728)	EA		2											
X2 0 00919		SCREW, CAP, HEXAGON HEAD: starter mtg X3993 (14351)	EA		3									34	11	
X2 0 00920		WASHER, LOCK: starter mtg X253 (14351)	EA		3									34	10	
0921		0607 - INSTRUMENT OR ENGINE CONTROL PANEL														
X2 0 00922		PANEL ASSEMBLY, INSTRUMENT 701308-96 (83179)	EA		1										35	
P 0 00923	2920-132-4500	HARNES; WIRING 519036-8 (83179)	EA		1	*	*	*	*	*	*	5	5			
X2 0 00924		INSTRUMENT PANEL ASSEMBLY 519037-9 (83179)	EA		1											
X2 0 00925		AMMETER 21446 (32537)	EA		1									35	10	
0 00926	5306-225-8497	BOLT, MACHINES panel mtg	EA		4	*	*	*	*	*	*	*	*	35	3	
P 0 00927	6685-089-5305	CAGE, OIL PRESSURE 519041-1 (83179)	EA		1				SEE	GRP	4702					
P 0 00928	6680-&15-1486	INDICATOR, LIQUID QUANTITY MS24544-1 (96906)	EA		1				SEE	GRP	4702					

(1) SMR CODE	(2) FEDERAL STOCK NUMBER	(3) DESCRIPTION REFERENCE NO. & MFR. CODE USABLE ON CODE	(4) UNIT OF ISSUE	(5) QTY INC IN UNIT	(6) QTY INC IN UNIT	(7) 30-DAY DS MAINT ALLOWANCE			(8) 30-DAY GS MAINT ALLOWANCE			(9) 1-YR ALW PER 100 EQUIP CNTGCTY	(10) DEPOT MAINT ALW PER 100 EQUIP	(11) ILLUS- TRATION	
						(a) 1-20	(b) 21-50	(c) 51-100	(a) 1-20	(b) 21-50	(c) 51-100			(a) FIG NO.	(b) ITEM NO.
X2 0 00929		LABEL, FUEL 1223241 (83179)	EA		1				SEE	GRP	2210				
X2 0 00930		LABEL, LIGHT 1223243 (83179)	EA		1				SEE	GRP	2210				
X2 0 00931		LABEL, START 1223274 (83179)	EA		1				SEE	GRP	2210				
X2 0 00932		LABEL, STARTER 1223303 (83179)	EA		1				SEE	GRP	2210				
X2 0 00933		LIGHT, PANEL MA12476 (74400)	EA		1									35	6
P 0 00934	6240-019-0877	LAMP, INCANDESCENT: panel light 1251 (24455)	EA		1	*	2	2	*	2	2	15	20	35	7
0 0934A	5310-209-0788	LOCKWASHER, SPLIT	EA		3	*	*	*	*	*	*	*	*		
0 0934B	5940-020-0324	LUG, TERMINAL (For No. 14/16 WIRE)	EA		8	*	*	*	*	*	*	*	*		
P 0 00935	6680-833-6128	METER, TACHOMETER AND HOUR 569H (57733)	EA		1				SEE	GRP	4703				
X2 0 00936		NUT, HEXAGON: ammeter terminal 900402 (83179)	EA		6									35	24
0 0936A	5310-754-3378	NUT, HEXAGON HEAD	EA		3										
X2 0 00937		NUT, PLAIN, HEXAGON: panel mtg AN335-5 (88044)	EA		4									35	20
X2 0 00938		PANEL, INSTRUMENT 1224271 (83179)	EA		1									35	13
X2 0 00939		PLATE, INSTRUMENT 1224284 (83179)	EA		1				SEE	GRP	2210				
X2 0 00940		RIVET, INSTRUCTION PLATE 908841-2 (83179)	EA		4				SEE	GRP	2210				
0 0940A	5305-271-8352	SCREW, MACHINE: No. 5	EA		3	*	*	*	*	*	*	*	*		
P 0 00941	5930-836-0843	SWITCH, STARTER 1996079 (16764)	EA		2	*	*	2	*	*	2	9	5	35	15
P 0 00942	5930-956-2484	SWITCH, TOGGLE 104215 (15434)	EA		2	*	2	2	*	2	2	18	10	35	14

(1) SMR CODE	(2) FEDERAL STOCK NUMBER	(3) DESCRIPTION REFERENCE NO. & MFR. CODE USABLE ON CODE	(4) UNIT OF ISSUE	(5) QTY INC IN UNIT PACK	(6) QTY INC IN UNIT	(7) 30-DAY DS MAINT ALLOWANCE			(8) 30-DAY GS MAINT ALLOWANCE			(9) 1-YR ALW PER 100 EQUIP CNTGCV	(10) DEPOT MAINT ALW PER 100 EQUIP	(11) ILLUS- TRATION			
						(a)	(b)	(c)	(a)	(b)	(c)			(a) FIG NO.	(b) ITEM NO.		
						1-20	21-50	51-100	1-20	21-50	51-100						
P 0 00943	6685-225-4859	THERMOMETER, INDICATOR 519038-1 (83179)	EA		1				SEE	GRP	4702						
X2 0 00944		WASHER, LOCK: panel mtg 905631-18 (83179)	EA		4									35	2		
0 0944A X2 0 00945	6145-184-5496	WIRE, ELECTRICAL: No. 14, (Stranded), 4 ft lg LEAD ASSEMBLY, PANEL LIGHT OLS0240 (26901)	EA EA		1 1	*	*	*	*	*	*	*	*			35 17	
P 0 00946 00947	2920-228-6959	LEAD ASSEMBLY: starter switch to ignition 519261 (83179) 0608 - MISCELLANEOUS ITEMS	EA		1	*	*	*	*	*	*	5	5	35	16		
X2 0 00948		HARNES ASSEMBLY, INTERVEHICULAR, TRAILER TO COMPRESSOR 519303 (83179)	EA		1												
0 00949 X2 0 00950	5310-761-6882	NUT, PLAIN, HEXAGON: receptacle mtg RECEPTACLE, CHARGING 519222 (83179)	EA EA		4 1	*	*	*	*	*	*	*	*	40	21	40	3
0 00951 0 00952 00953 X2 0 00954	5305-225-3839 5310-989-4637	SCREW, CAP, HEXAGON HEAD: receptacle mtg WASHER, LOCK: receptacle mtg 0609 - LIGHTS BRACKET, LIGHTS 1224212 (83179)	EA EA EA		4 8 2	*	*	*	*	*	*	*	*	40	1	40	2
X2 0 00955		CLIP, CABLE 902905-6 (83179)	EA		2											39	15
X2 0 00956		CLIP, CABLE 902905-1 (83179)	EA		3											39	16
X2 0 00957		CONDUIT, WIRING HARNESS 1224310 (83179)	EA		2											41	15
X2 0 00958		CONNECTOR, CONDUIT: wiring harness, 1/2 in. 1224308 (83179)	EA		2											41	16

(1) SMR CODE	(2) FEDERAL STOCK NUMBER	(3) DESCRIPTION REFERENCE NO. & MFR. CODE USABLE ON CODE	(4) UNIT OF ISSUE	(5) QTY INC IN UNIT PACK	(6) QTY INC IN UNIT	(7) 30-DAY DS MAINT ALLOWANCE			(8) 30-DAY GS MAINT ALLOWANCE			(9) 1-YR ALW PER 100 EQUIP CNTGCTY	(10) DEPOT MAINT ALW PER 100 EQUIP	(11) ILLUS- TRATION	
						(a)	(b)	(c)	(a)	(b)	(c)			(a)	(b)
						1-20	21-50	51-100	1-20	21-50	51-100			FIG NO.	ITEM NO.
X2 0 00959	5935-773-1428	COVER, DUST: trailer light receptacle 7731428 (00000)	EA		1									40	13
X2 0 00960		ELBOW, 90 DEGREE: wiring harness conduit, 1/2 in. conduit 1224309 (83179)	EA		2									41	17
P 0 00961	5325-854-7023	GROMMET, RUBBER, WIRING HARNESS 901414-4 (83179)	EA		3	*	*	2	*	*	2	10	20	41	9
X2 0 00962		HARNESS, WIRING: lights 519036-9 (83179)	EA		1										
X2 0 00963		HARNESS, WIRING: lights 519036-10 (83179)	EA		1										
X2 0 00964		HARNESS, WIRING: lights 519036-7 (83179)	EA		1										
P 0 00965	6220-731-5920	LAMP, SIGNAL 950ST (71951)	EA		2	*	2	2	*	2	2	12	4	38	
X1 00966		BODY, LAMP: signal 32194 (71951)	EA		2									38	3
X1 00967		BRACKET, SOCKET: signal light 32195 (71951)	EA		2										
P 0 00968	6240-877-3405	LAMP, SIGNAL 1662 (71951)	EA		2	*	2	2	*	2	2	15	20	38	2
P 0 00969	6220-890-5907	LENS, GLASS: signal 036A (71951)	EA		2	*	*	2	*	*	2	10	10	38	1
X1 00970		SOCKET, SCREW RAIL 30546 (71951)	EA		2										
X1 00971		WIRE ASSEMBLY 30550 (71951)	EA		2										

(1) SMR CODE	(2) FEDERAL STOCK NUMBER	(3) DESCRIPTION REFERENCE NO. & MFR. CODE	(4) UNIT OF ISSUE	(5) QTY INC IN UNIT PACK	(6) QTY INC IN UNIT	(7) 30-DAY DS MAINT ALLOWANCE			(8) 30-DAY GS MAINT ALLOWANCE			(9) 1-YR ALW PER 100 EQUIP CNTGCTY	(10) DEPOT MAINT ALW PER 100 EQUIP	(11) ILLUS- TRATION	
						(a) 1-20	(b) 21-50	(c) 51-100	(a) 1-20	(b) 21-50	(c) 51-100			(a) FIG NO.	(b) ITEM NO.
P 0 00972	6220-577-3435	LIGHT, MARKER, CLEARANCE MS35424-1 (96906) (Same as LIGHT ASSEMBLY, Stock No. 6220-577-3434, except where individual components are annotated)	EA		4	2	2	2	2	2	2	24	8	37	
P 0 00973	6220-726-1916	LIGHT, MARKER, CLEARANCE: red MS35423-2 (96906) (Same as LIGHT ASSEMBLY, Stock No. 6220-577-3434 except where individual components are annotated)	EA		7	2	2	2	2	2	2	28	14	37	
P 0 00974	6220-727-3288	LIGHT, MARKER, CLEARANCE MS35424-2 (96906) (Same as LIGHT ASSEMBLY, Stock No. 6220-577-3434 except where individual components are annotated)	EA		4	2	2	2	2	2	2	24	8	37	
P 0 00975	6220-577-3434	LIGHT, MARKER, CLEARANCE MS35423-1 (96906)	EA		4	2	2	2	2	2	2	24	8	37	
X1 00976	6220-752-6516	DOOR 7526516 (00000)	EA		19									37	1
X1 00977	5330-353-0959	FELT, MECHANICAL, PREFORMED 7526509 (00000)	EA		19									37	7
X1 00978	1450-772-0780	GROMMET AND WIRE ASSEMBLY 5939837 (00000)	EA		19									37	5
P 0 00979	6240-019-0877	LAMP, INCANDESCENT 190877 (00000)	EA		1				SEE	GRP	9901			37	13
P 0 00980	6220-299-7426	LENS, CLEARANCE ,MARKER 7525995 (00000) (Used with LIGHT ASSEMBLY, Stock No. 6220-726-1916 only)	EA		7	2	3	6	2	3	6	72	14	37	2
P 0 00981	6220-729-9296	LENS, CLEARANCE, MARKER MS35420-1 (96906) (Used with LIGHT ASSEMBLY, Stock No. 6220-577-3435 only)	EA		4	2	2	2	2	2	2	24	8	37	2
P 0 00982	6220-299-7425	LENS, CLEARANCE, MARKER 7525994 (00000) (Used with LIGHT ASSEMBLY, Stock No. 6220-577-3434 only)	EA		4	2	2	2	2	2	2	24	8	37	2

(1) SMR CODE	(2) FEDERAL STOCK NUMBER	(3) DESCRIPTION REFERENCE NO. & MFR. CODE USABLE ON CODE		(4) UNIT OF ISSUE	(5) QTY INC IN UNIT PACK	(6) QTY INC IN UNIT	(7) 30-DAY DS MAINT ALLOWANCE			(8) 30-DAY GS MAINT ALLOWANCE			(9) 1-YR ALW PER 100 EQUIP CNTGNCY	(10) DEPOT MAINT ALW PER 100 EQUIP	(11) ILLUS- TRATION	
							(a)	(b)	(c)	(a)	(b)	(c)			(a) FIG NO.	(b) ITEM NO.
							1-20	21-50	51-100	1-20	21-50	51-100				
P 0 00983	6220-752-5993	LENS, CLEARANCE, MARKER LIGHT 7525993 (00000) (Used with LIGHT ASSEMBLY, Stock No. 6220-727-3288 only)		EA		4	2	2	2	2	2	24	8	37	2	
X1 00984	6250-371-4018	PLATE, MOUNTING, LAMPHOLDER 7526515 (00000)		EA		19								37	12	
0 00985	5310-596-8169	PUSH-ON NUT: lens mtg		EA		38	*	*	*	*	*	*	*	37	14	
0 00986	5305-285-4540	SCREW, MACHINE: socket mtg		EA		19	*	*	*	*	*	*	*	37	3	
0 00987	5305-285-1243	SETSCREW: lens mtg		EA		38	*	*	*	*	*	*	*	37	15	
0 00988	5310-082-1404	WASHER, FLAT: socket mtg		EA		19	*	*	*	*	*	*	*	37	4	
X2 0 00989		NUT, PLAIN; HEXAGON: clearance light mtg 900402-14 (83179)		EA		76								37	9	
0 00990	5310-880-7744	NUT, PLAIN, HEXAGON: light bracket mtg		EA		4	*	*	*	*	*	*	*	36	3	
0 00991	5310-761-6882	NUT, PLAIN, HEXAGON: receptacle cover		EA		4	*	*	*	*	*	*	*	40	21	
0 00992	5305-269-3209	SCREW, CAP, HEXAGON HEAD: bracket mtg		EA		4	*	*	*	*	*	*	*	36	6	
0 00993	5305-225-3839	SCREW, CAP, HEXAGON HEAD: cover dust mtg		EA		4	*	*	*	*	*	*	*	40	1	
X2 0 00994		SCREW, CAP, HEXAGON HEAD: lamp to bracket mtg 900020-3 (83179)		EA		4								36	1	
X2 0 00995		SCREW, MACHINE 900335-126 (83179)		EA		76								37	6	
X2 0 00996		SHELL, RECEPTACLE 1223448 (83179)		EA		23								37	11	
P 0 00997		6220-337-6471	STOPLIGHT-TAILLIGHT	EA		2	*	2	2	*	2	2	12	4	36	
		MS51330-1 (96906)														
X1 00998	6220-368-4945	BODY, BLACKOUT 7525997 (00000)		EA		2								36	7	
X1 00999		DOOR ASSEMBLY, BLACKOUT 7526018 (00000)		EA		2								36	14	

(1) SMR CODE	(2) FEDERAL STOCK NUMBER	(3) DESCRIPTION REFERENCE NO. & MFR. CODE USABLE ON CODE	(4) UNIT OF ISSUE	(5) QTY INC IN UNIT PACK	(6) QTY INC IN UNIT	(7) 30-DAY DS MAINT ALLOWANCE			(8) 30-DAY GS MAINT ALLOWANCE			(9) 1-YR ALW PER 100 EQUIP CNTGCV	(10) DEPOT MAINT ALW PER 100 EQUIP	(11) ILLUS- TRATION	
						(a)	(b)	(c)	(a)	(b)	(c)			(a) FIG NO.	(b) ITEM NO.
						1-20	21-50	51-100	1-20	21-50	51-100				
P 0 01000	6240-019-0877	LAMP, INCANDESCENT M515570-1251 (96906)	EA		4				SEE	GRP	9901			36	11
P 0 01001	5330-297-7106	PACKING, PREFORMED door blackout 7320658 (00000)	EA		2	*	2	2	*	2	2	20	20	36	12
X1 01002	5340-732-0642	RING, RETAINING: blackout door screw	EA		12									36	13
0 01003	5305-017-8451	SCREW, CAP, HEXAGON HEAD: socket mtg	EA		6	*	*	*	*	*	*	*	*	36	16
X2 0 01004		SCREW, MACHINE: blackout door 7320641 (00000)	EA		12									36	15
0 01005	5305-069-5568	SCREW, MACHINE: socket mtg	EA		4	*	*	*	*	*	*	*	*	36	10
P 0 01006	2590-693-3453	SOCKET AND WIRE ASSEMBLY 5944789 (00000)	EA		2	*	*	*	*	*	*	5	5	36	8
0 01007	5310-045-3296	WASHER, LOCK: socket mtg	EA		4	*	*	*	*	*	*	*	*	36	9
X2 0 01008		WASHER, EXTERNAL-INTERNAL: light bracket mtg 905631-23 (83179)	EA		4									36	4
X2 0 01009		WASHER, EXTERNAL-INTERNAL: light to bracket mtg 905631-U14 (83179)	EA		4									36	2
0 01010	5310-198-3748	WASHER, LOCK, EXTERNAL-INTERNAL: clearance light mtg	EA		76	*	*	*	*	*	*	*	*	37	8
0 01011	5310-999-4637	WASHER, LOCK: receptacle cover mtg	EA		4	*	*	*	*	*	*	*	*	40	2
X2 0 01012		WASHER, SLOTTED: receptacle shell retaining 1223449 (83179)	EA		23									37	10
01013		0610 - SENDING UNITS AND WARNING SWITCHES													
P 0 01014	2910-225-4840	FLOAT, FUEL LEVEL 519006-4 (83179)	EA		1	*	*	2	*	*	2	9	5	23	3
P 0 1014A		SWITCH, PRESSURE: 150 psi two No. 14/16 conductor electrical lead, 3 1/2 ft lg 611G161S (09049)	EA		1	*	*	*	*	*	*	5	5		
P 0 01015	5930-225-4856	SWITCH, PRESSURE: oil 1508666 (80659)	EA		1	*	*	2	*	*	2	9	5	14	10

(1) SMR CODE	(2) FEDERAL STOCK NUMBER	(3) DESCRIPTION REFERENCE NO. & MFR. CODE USABLE ON CODE	(4) UNIT OF ISSUE	(5) QTY INC IN UNIT PACK	(6) QTY INC IN UNIT	(7) 30-DAY DS MAINT ALLOWANCE			(8) 30-DAY GS MAINT ALLOWANCE			(9) 1-YR ALW PER 100 EQUIP CNTGCTY	(10) DEPOT MAINT ALW PER 100 EQUIP	(11) ILLUS- TRATION	
						(a)	(b)	(c)	(a)	(b)	(c)			(a)	(b)
						1-20	21-50	51-100	1-20	21-50	51-100			FIG NO.	ITEM NO.
P 0 01016	5930-762-2538	SWITCH, THERMOSTATIC 519272 (83179)	EA		1	*	*	*	*	*	*	5	5	2	7
P 0 01017 01018	5930-225-4855	SWITCH, THERMOSTATIC: compressor oil 1513461 (70040) 0612 - BATTERIES, STORAGE (WET OR DRY)	EA		1	*	*	2	*	*	2	9	5	51	23
P 0 01019	6140-057-2554	BATTERY, STORAGE MS35000-3 (96906)	EA		2	*	*	*	*	*	*	*	*		
P 0 01020	6140-136-1042	CABLE, BATTERY: ground 3222230-9 (83179)	EA		1	*	*	2	*	*	2	10	10	41	18
X2 0 01021		CABLE, BATTERY: jumper 3222230-8 (83179)	EA		1									41	5
P 0 01022	6140-136-1043	CABLE, BATTERY: starter 3222230-10 (83179)	EA		1	*	*	2	*	*	2	10	10	41	6
P 0 01023	6140-136-1045	HOLD-DOWN: battery 1224259 (83179)	EA		1	*	2	2	*	2	2	20	25	41	7
0 01024	5310-880-7744	NUT, PLAIN: battery hold-down	EA		4	*	*	*	*	*	*	*	*	41	12
X2 0 01025		NUT, WING: battery hold-down, 5/16-18 thd size 903191-3 (83179)	EA		2									41	19
X2 0 01026		STUD, PLAIN: battery cover hold-down, 5/16-18 thd size, 10 in. lg 1224095 (83179)	EA		2									41	8
P 0 01027	6810-249-9354	SULFURIC ACID, ELECTROLYTE 05801 (81348)	GL			*	*	*	*	*	*	*	20		
0 01028	5310-087-7493	WASHER, FLAT: battery hold-down	EA		2	*	*	*	*	*	*	*	*	41	13
X2 0 01029		WASHER, LOCK: battery hold-down 905631-18 (83179)	EA		4									41	11

(1) SMR CODE	(2) FEDERAL STOCK NUMBER	(3) DESCRIPTION REFERENCE NO. & MFR. CODE USABLE ON CODE	(4) UNIT OF ISSUE	(5) QTY INC IN UNIT PACK	(6) QTY INC IN UNIT	(7) 30-DAY DS MAINT ALLOWANCE			(8) 30-DAY GS MAINT ALLOWANCE			(9) 1-YR ALW PER 100 EQUIP CNTGCV	(10) DEPOT MAINT ALW PER 100 EQUIP	(11) ILLUS- TRATION		
						(a)	(b)	(c)	(a)	(b)	(c)			(a)	(b)	
						1-20	21-50	51-100	1-20	21-50	51-100			FIG NO.	ITEM NO.	
01030		0615 - RADIO INTERFERENCE SUPPRESSION														
P 0 01031	2920-246-2723	STRAP, BONDING: starter 3222585-4 (83179)	EA		1	*	*	2	*	*	2	6	6	34	13	
01032 01033		GROUP 15 - FRAME, TOWING ATTACHMENTS, AND DRAWBARS 1501 - FRAME ASSEMBLY														
0 01034	5306-225-8497	BOLT, MACHINE: runner mtg	EA		4	*	*	*	*	*	*	*	*	39	11	
X2 0 01035		BUMPER 1224222 (83179)	EA		1									39	5	
0 01036	5310-732-0558	NUT, PLAIN, HEXAGON: bumper mtg	EA		6	*	*	*	*	*	*	*	*	39	3	
X2 F 01037		NUT, PLAIN, HEXAGON: runner mtg AN335-5 (8804)	EA		20	*	*	*	*	*	*	*	*	39	7	
X2 F 01038		RUNNER, SKID 1224282 (83179)	EA		2									39	10	
0 01039	5305-269-3214	SCREW, CAP, HEXAGON HEAD: bumper mtg	EL		4	*	*	*	*	*	*	*	*	39	14	
0 01040	5305-269-3216	SCREW, CAP, HEXAGON HEAD: bumper mtg	EA		2	*	*	*	*	*	*	*	*	39	6	
X2 H 01041		SKID, FRAME 1224216 (83179)	EA		1									39	9	
0 01042	5310-754-4631	WASHER, BEVEL: bumper mtg	EA		4	*	*	*	*	*	*	*	*	39	13	
X2 0 01043		WASHER, LOCK: bumper mtg 905631-21 (83179)	EA		6									39	4	
X2 0 01044		WASHER, LOCK: bumper mtg 905631-18 (83179)	EA		20									39	8	
X2 F 01045		WASHER, LOCK: runner mtg 905631-18 (83179)	EA		4									39	8	
X2 F 01046		WASHER, PLAIN: runner mtg 900321-3 (83179)	EA		4									39	12	

(1) SMR CODE	(2) FEDERAL STOCK NUMBER	(3) DESCRIPTION REFERENCE NO. & MFR. CODE USABLE ON CODE	(4) UNIT OF ISSUE	(5) QTY INC IN UNIT	(6) QTY INC IN UNIT	(7) 30-DAY DS MAINT ALLOWANCE			(8) 30-DAY GS MAINT ALLOWANCE			(9) 1-YR ALW PER 100 EQUIP CNTGCTY	(10) DEPOT MAINT ALW PER 100 EQUIP	(11) ILLUS- TRATION	
						(a)	(b)	(c)	(a)	(b)	(c)			(a)	(b)
						1-20	21-50	51-100	1-20	21-50	51-100			FIG NO.	ITEM NO.
01047 01048 0	5306-225-8497	GROUP 18 - BODY, CAB, HOOD AND HULL 1801 - BODY, CAB, HOOD, HULL ASSEMBLIES BOLT, MACHINE: door and plate mtg	EA		20	*	*	*	*	*	*	*		40	17
01049 X2 0 01050	5340-018-8541	CLAMP ASSEMBLY: door locking ZLA2002-13 (06004)	EA		4									42	8
X2 0 01051		DOOR, HOUSING 1224246 (83179)	EA		2									40	10
X2 0 01052	5340-302-1840	HOLDER, DOOR 5601 (19220)	EA		2									40	7
X2 0 01053		HOUSING ASSEMBLY 1224213 (83179)	EA		1									40	4
0 01054	5310-880-7744	NUT, PLAIN, HEXAGON: door and panel mtg	EL		14	*	*	*	*	*	*	*	*	40	15
0 01055	5310-934-9751	NUT, PLAIN, HEXAGON: door holder mtg	EA		16	*	*	*	*	*	*	*	*	40	8
0 01056	5310-768-0318	NUT, PLAIN, HEXAGON: housing mtg	EA		8	*	*	*	*	*	*	*	*	40	14
X2 0 01057		PANEL, FRONT LOW 1224245 (83179)	EA		1									40	18
X2 0 01058		RIVET, DOOR CLAMP 908841-4 (83179)	EA		16									42	9
0 01059	5305-042-6417	SCREW, CAP, HEXAGON HEAD: housing mtg	EA		8	*	*	*	*	*	*	*	*	40	12
0 01060	5305-984-6212	SCREW, MACHINE: door holder mtg	EA		4	*	*	*	*	*	*	*	*	40	5
0 01061	5305-984-6210	SCREW, MACHINE: door holder mtg	EA		12	*	*	*	*	*	*	*	*	40	9
X2 0 01062		WASHER, LOCK: door and plate mtg 905631-18 (83179)	EA		24									40	16
X2 0 01063		WASHER, LOCK: door holder mtg 905631-8 (83179)	EA		16									40	6
X2 0 01064		WASHER, LOCK: housing mtg 905631-27 (83179)	EA		8									40	11

(1) SMR CODE	(2) FEDERAL STOCK NUMBER	(3) DESCRIPTION REFERENCE NO. & MFR. CODE USABLE ON CODE		(4) UNIT OF ISSUE	(5) QTY INC IN UNIT PACK	(6) QTY INC IN UNIT	(7) 30-DAY DS MAINT ALLOWANCE			(8) 30-DAY GS MAINT ALLOWANCE			(9) 1-YR ALW PER 100 EQUIP CNTGCV	(10) DEPOT MAINT ALW PER 100 EQUIP	(11) ILLUS- TRATION		
							(a)	(b)	(c)	(a)	(b)	(c)			(a) FIG NO.	(b) ITEM NO.	
							1-20	21-50	51-100	1-20	21-50	51-100					
01065		1808 - STOWAGE-AGE RACKS, BOXES, STRAPS, CARRYING CASES, CABLE REELS, HOSE REELS, ETC.															
0 01066	5306-225-8496	BOLT, MACHINE: door and box mtg		EA	66		*	*	*	*	*	*	*	*	41	10	
0 01067	5306-225-8499	BOLT, MACHINE: door holder stay mtg		EA	5		*	*	*	*	*	*	*	*	42	6	
X2 0 01068		BOX, TOOL: left hand 1224229 (83179)		EA	1										41	14	
X2 0 01069		BOX, TOOL: rear center 1224227 (83179)		EA	1										39	2	
X2 0 01070		BOX, TOOL: right hand 1224231 (83179)		EA	1										42	7	
P 0 01071	5340-018-8541	CLAMP ASSEMBLY: door lock ZLA2002-13 (06004)		EA	10		*	*	2	*	*	2	10	10	42	8	
X2 0 01072		CLIP, GRIPPER: tool holding 1224258 (83179)		EA	24										42	11	
P 0 01073	5325-854-7023	GROMMET, RUBBER: battery cable 901414-4 (83179)		EA	1		*	2	2	*	2	2	20	20	41	9	
X2 0 01074		HOSE REEL ASSEMBLY 700593-29 (83179)		EA	2										43		
X2 0 01075		ANGLE, REAR: reel mtg 1224217 (83179)		EA	1										43	19	
X2 0 01076		ANGLE, REEL MOUNTING 1224248 (83179)		EA	1										43	16	
0 01077	5306-225-8499	BOLT, MACHINE: angle mtg		EA	8		*	*	*	*	*	*	*	*	43	18	
X2 0 01078		BRAKE, HALF: hose reel 1223252 (83179)		EA	4										43	1	
X2 0 01079	4730-073-3576	COUPLING, HALF, QUICK DISCONNECT D4F6 (81895)		EA	2										43	27	

(1) SMR CODE	(2) FEDERAL STOCK NUMBER	(3) DESCRIPTION REFERENCE NO. & MFR. CODE	(4) UNIT OF ISSUE	(5) QTY INC IN UNIT PACK	(6) QTY INC IN UNIT	(7) 30-DAY DS MAINT ALLOWANCE			(8) 30-DAY GS MAINT ALLOWANCE			(9) 1-YR ALW PER 100 EQUIP CNTGCV	(10) DEPOT MAINT ALW PER 100 EQUIP	(11) ILLUS- TRATION		
						(a)	(b)	(c)	(a)	(b)	(c)			(a)	(b)	
						1-20	21-50	51-100	1-20	21-50	51-100			FIG NO.	ITEM NO.	
X2 0 01080	4730-105-2400	COUPLING, HOSE: air hose 905289-2 (83179)	EA		2									43	13	
X2 0 01081		COVER, HUB: hose reel 1223286 (83179)	EA		2									43	20	
X2 0 01082		CROSS, REEL CONNECTING 901109-5 (83179)	EA		1									43	1	
X2 0 01083		ELBOW, STREET: reel connecting 01046-5 (83179)	EA		3									43	9	
X2 0 01084	4310-930-9292	ELBOW, 90 DEGREE: air hose mtg, 3/4-14 thd size 901023-5 (83179)	EA		1									43	7	
P 0 01085		5325-136-4404 GROMMET, HOSE TO HOUSING 901414-106 (83179)	EA		1	*	2	2	*	2	2	20	25	43	5	
X2 0 01086		HANGER, REEL 1224205 (83179)	EA		2									43	22	
X2 0 01087		HOSE ASSEMBLY RUBBER: reel to receiver 519240 (831795)	EA		1									43	6	
X2 0 01088		NIPPLE, REEL CONNECTING: 3/4-14 thd size, 9 in. lg 902466-257 (83179)	EA		2									43	8	
0 01089		5310-880-7744	NUT, PLAIN, HEXAGON: angle and brake mtg	EA		12	*	*	*	*	*	*	*	*	43	4
X2 0 01090		PAD, RUBBER: angle mtg 1224266 (83179)	EA		1									43	23	
X2 0 01091		REEL, HOSE 1224203 (83179)	EA		2									43	24	
X2 0 01092		RING, RETAINING: hanger to reel MS16632-175 (96906)	EA		2									43	25	
X2 0 01093		5340-664-6802	RING, RETAINING: reel hub MS16632-100 (96906)	EA		2								43	28	
X2 0 01094	SCREW, CAP, HEXAGON HEAD: brake mtg, 5/16-18 thd size, 3 1/2 in. lg MS35291-46 (96906)	EA		4									43	17		

(1) SMR CODE	(2) FEDERAL STOCK NUMBER	(3) DESCRIPTION REFERENCE NO. & MFR. CODE	(4) UNIT OF ISSUE	(5) QTY INC IN UNIT PACK	(6) QTY INC IN UNIT	(7) 30-DAY DS MAINT ALLOWANCE			(8) 30-DAY GS MAINT ALLOWANCE			(9) 1-YR ALW PER 100 EQUIP CNTGCV	(10) DEPOT MAINT ALW PER 100 EQUIP	(11) ILLUS- TRATION	
						(a) 1-20	(b) 21-50	(c) 51-100	(a) 1-20	(b) 21-50	(c) 51-100			(a) FIG NO.	(b) ITEM NO.
0 01095	5305-879-7941	SCREW, TAPPING, THREAD FORMING: cover mtg	EA		8	*	*	*	*	*	*	*	*	43	21
X2 0 01096		SOCKET, COUPLING 4DM6 (81895)	EA		2									43	26
X2 0 01097	5340-678-0036	SPRING, HELICAL, COMPRESSION: reel brake 221019 (83179)	EA		4									43	2
X2 0 01098	4730-984-5108	TEE, PIPE: reel connecting, two ends female, 3/4-14 thd size, one end male, 1/2-14 thd size 906350-4 (83179)	EA		1									43	15
0 01099	4730-287-0173	UNION, PIPE: reel connecting	EA		1	*	*	*	*	*	*	*	*	43	14
P 0 01100	4820-225-4792	VALVE, SERVICE: shut-off VM75 (73273)	EA		2	*	2	2	*	2	2	12	3	43	12
P 0 01101	4820-225-4791	VALVE, SHUT-OFF: hose reel 519260 (83179)	EA		2	*	2	2	*	2	2	12	3	43	10
X2 0 01102		WASHER, LOCK: angle and brake mtg 905631-18 (83179)	EA		24									43	3
X2 0 01103		LID, TOOL BOX, CENTER 1224233 (83179)	EA		1									39	1
X2 0 01104		LID, TOOL BOX, FRONT: left hand 1224236 (83179)	EA		1									41	1
X2 0 01105		LID, TOOL BOX, FRONT: right hand 1224234 (83179)	EA		1									42	1
X2 0 01106		LID, TOOL BOX, REAR: left hand 1224237 (83179)	EA		1									41	4
X2 0 01107		LID, TOOL BOX, REAR: right hand 1224235 (83179)	EA		1									42	2
X2 0 01108		NUT, ELASTIC STOP: door holder mtg 900490-74 (83179)	EA		5									42	3
0 01109	5310-880-7744	NUT, PLAIN, HEXAGON: door and box mtg	EA		67	*	*	*	*	*	*	*	*	41	12

(1) SMR CODE	(2) FEDERAL STOCK NUMBER	(3) DESCRIPTION REFERENCE NO. & MFR. CODE USABLE ON CODE		(4) UNIT OF ISSUE	(5) QTY INC IN UNIT PACK	(6) QTY INC IN UNIT	(7) 30-DAY DS MAINT ALLOWANCE			(8) 30-DAY GS MAINT ALLOWANCE			(9) 1-YR ALW PER 100 EQUIP CNTGCTY	(10) DEPOT MAINT ALW PER 100 EQUIP	(11) ILLUS- TRATION	
							(a)	(b)	(c)	(a)	(b)	(c)			(a)	(b)
							1-20	21-50	51-100	1-20	21-50	51-100			FIG NO.	ITEM NO.
X2 0 01110		NUT, PLAIN, HEXAGON: tool clip mtg 900402-14 (83179)		EA		24									42	13
0 01111	5310-732-0558	NUT, PLAIN, HEXAGON: tool holder washer		EA		2	*	*	*	*	*	*	*	*	42	14
X2 0 01112		RIVET, EXPANSION: door fastener 908841-4 (83179)		EA		40									42	9
X2 0 01113		SCREW, MACHINE: tool clip mtg 900335-110 (83179)		EA		24									42	10
X2 0 01114		STAY, LID: door holder 1224275 (83179)		EA		5									42	5
X2 0 01115		STRAP, BAG: tool holder 1224257 (83179)		EA		26									41	3
X2 0 01116		STRAP, BAG: tool holder 1224256 (83179)		EA		9									41	2
0 01117	5310-087-7493	WASHER, FLAT: door holder mtg		EA		5	*	*	*	*	*	*	*	*	42	4
0 01118	5310-087-7493	WASHER, FLAT: tool box mtg		EA		38	*	*	*	*	*	*	*	*	41	13
X2 0 01119		WASHER, LOCK: door and box mtg 905631-18 (83179)		EA		94									41	11
X2 0 01120		WASHER, LOCK: tool clip mtg 905631-8 (83179)		EA		24									42	12
X2 0 01121		WASHER, LOCK: tool holder washer 905631-21 (83179)		EA		2									42	15
X2 0 01122		WASHER, TOOL HOLDER: 5/16 in. id, 3 in. od, 3/16 in. thk 1224306 (83179)		EA		3									42	16

(1) SMR CODE	(2) FEDERAL STOCK NUMBER	(3) DESCRIPTION REFERENCE NO. & MFR. CODE USABLE ON CODE		(4) UNIT OF ISSUE	(5) QTY INC IN UNIT PACK	(6) QTY INC IN UNIT	(7) 30-DAY DS MAINT ALLOWANCE			(8) 30-DAY GS MAINT ALLOWANCE			(9) 1-YR ALW PER 100 EQUIP CNTGNCY	(10) DEPOT MAINT ALW PER 100 EQUIP	(11) ILLUS- TRATION		
							(a) 1-20	(b) 21-50	(c) 51-100	(a) 1-20	(b) 21-50	(c) 51-100			(a) FIG NO.	(b) ITEM NO.	
01123		GROUP 22 - BODY CHASSIS OR HULL, AND ACCESSORY ITEMS															
01124		2202 - ACCESSORY ITEMS															
0 01125 P 0 01126	5310-723-4458	NUT, PLAIN, HEXAGON: reflector mtg		EA		16	*	*	*	*	*	*	*	*	38	4	
P 0 01127	9905-202-3639	REFLECTOR, INDICATING, CLEARANCE: amber MS35387-2 (96906)		EA		4	2	3	5	2	3	5	60	10			
P 0 01128	9905-205-2795	REFLECTOR, INDICATING, CLEARANCE: red MS35387-1 (96906)		EA		4	2	3	5	2	3	5	60	10			
X2 0 01129		SCREW, MACHINE: reflector mtg 900335-503 (83179)		EA		16									38	6	
X2 0 01130		WASHER, LOCK: reflector mtg 905631-14 (83179)		EA		16									38	5	
01131		2210 - DATA PLATES AND INSTRUCTION HOLDERS															
X2 0 01132		DECAL, FILTER, COMPRESSOR 32886 (81321)		EA		1											
X2 0 01133		LABEL, FUEL 1223241 (83179)		EA		1											
X2 0 01134		LABEL ,LIGHT 1223243 (83179)		EA		1											
X2 0 01135		LABEL, START 1223274 (83179)		EA		1											
X2 0 01136		LABEL, STARTER 1223303 (83179)		EA		1											
X2 0 01137		LABEL, TOOL BOX 1224320 (83179)		EA		1											
X2 0 01138		LABEL, TOOL BOX 122321 (83179)		EA		1											
X2 0 01139		LABEL, TOOL BOX 1224322 (83179)		EA		1											
X2 0 01140		LABEL, TOOL BOX 1224323 (83179)		EA		1											

(1) SMR CODE	(2) FEDERAL STOCK NUMBER	(3) DESCRIPTION REFERENCE NO. & MFR. CODE USABLE ON CODE		(4) UNIT OF ISSUE	(5) QTY INC IN UNIT	(6) QTY INC IN UNIT	(7) 30-DAY DS MAINT ALLOWANCE			(8) 30-DAY GS MAINT ALLOWANCE			(9) 1-YR ALW PER 100 EQUIP CNTGCTY	(10) DEPOT MAINT ALW PER 100 EQUIP	(11) ILLUS- TRATION			
							(a) 1-20	(b) 21-50	(c) 51-100	(a) 1-20	(b) 21-50	(c) 51-100			(a) FIG NO.	(b) ITEM NO.		
X2 0 01140		LABEL, TOOL BOX 1224324 (83179)		EA		1												
X2 0 1140A		PLATE, CAUTION 101735 (09971)		EA		1												
X2 0 01141		PLATE, DATA: lifting 1224292 (83179)		EA		1												
X2 F 01142	9905-205-1709	PLATE, IDENTIFICATION		EA		1												
X2 0 1142A		PLATE, INSTRUCTION 101736 (09971)		EA		1												
X2 0 01143		PLATE, INSTRUMENT: operating 1224284 (83179)		EA		1												
X2 0 01144		PLATE, NAME: manufacture 206357 (83179)		EA		1												
X2 0 01145		RIVET:, plate mtg 908841-2 (83179)		EA		8												
X2 0 01146		RIVET: plate mtg 908841-35 (83179)		EA		2												
0 01147		5305-253-5606	SCREW, DRIVE: nameplate mtg		EA		2	*	*	*	*	*	*	*	*	*		
0 1147A		5305-012-8273	SCREW, SHEET METAL; No. 6 x 3/8		EA		8	*	*	*	*	*	*	*	*	*		
F 01148	5305-017-8425	SCREW, TAPPING, THREAD FORMING: Corps of Engineers plate mtg		EA		4	*	*	*	*	*	*	*	*	*			
01149		GROUP 47 - GAGES(NON-ELECTRICAL WEIGHING AND MEASURING DEVICES																
01150		4702 - GAGES, MOUNTINGS, LINES, AND FITTINGS																
X2 0 01151	4730-193-0869	BUSHING, REDUCER: pipe, temperature gage		EA		1										2	16	
X2 0 01152		CLIP, TUBE 902906-2 (83179)		EA		2												
X2 0 01153		ELBOW, PIPE: air cleaner indicator, 1/8-27 thd size, 1/8 in. tube 905509-1 (83179)		EA		2										21	6	
X2 0 0131541		ELBOW, PIPE TO TUBE: air pressure gage 906254-42 (83179)		EA		1										35	5	

(1) SMR CODE	(2) FEDERAL STOCK NUMBER	(3) DESCRIPTION REFERENCE NO. & MFR. CODE USABLE ON CODE		(4) UNIT OF ISSUE	(5) QTY INC IN UNIT PACK	(6) QTY INC IN UNIT	(7) 30-DAY DS MAINT ALLOWANCE			(8) 30-DAY GS MAINT ALLOWANCE			(9) 1-YR ALW PER 100 EQUIP CNTGCTY	(10) DEPOT MAINT ALW PER 100 EQUIP	(11) ILLUS- TRATION	
							(a) 1-20	(b) 21-50	(c) 51-100	(a) 1-20	(b) 21-50	(c) 51-100			(a) FIG NO.	(b) ITEM NO.
X2 0 01155		ELBOW, PIPE TO TUBE: air cleaner to air line, 1/8-27 thd size, 1/8 in. tube 906254-22 (83179)		EA		4									35 21	19 8
P 0 01156	6685-089-5305	GAGE, OIL PRESSURE 519041-1 (83179)		EA		1	*	*	2	*	*	2	9	5	35	25
P 0 01157	6685-225-4858	GAGE, PRESSURE: oil 519174-2 (83179)		EA		1	*	*	2	*	*	2	9	5	35	8
P 0 01158	6685-225-4857	GAGE, TEMPERATURE 519100-1 (83179)		EA		1	*	*	2	*	*	2	9	5	35	9
P 0 01159	2940-225-4833	INDICATOR, AIR CLEANER RAX00-2325 (18265)		EA		2	*	2	2	*	2	2	18	10		
X2 0 01160		ADAPTER, INDICATOR, FILTER P10-0089 (18265)		EA		2									21	7
X1 01161	2940-740-6099	INDICATOR RBX00-2225 (18265)		EA		2									35	12
P 0 01162	6680-815-1486	INDICATOR, LIQUID QUANTITY MS24544-1 (96906)		EA		1	*	*	2	*	*	2	9	5	35	4
P 0 01163	6680-225-4802	INDICATOR, SIGHT, LIQUID: receiver oil level 519108-5 (83179)		EA		1	*	*	2	*	*	2	9	5	48	4
0 01164	5305-068-0502	SCREW, CAP, HEXAGON HEAD oil gage mtg		EA		4	*	*	*	*	*	*	*	*	48	5
P 0 01165	6685-225-4859	THERMOMETER, INDICATOR 519038-1 (83179)		EA		1	*	*	2	*	*	2	9	5	35	26
H 0 01166		TUBE ASSEMBLY, OIL: pressure gage 3223651-21 (83179) MANUFACTURE FROM:		EA		1									35	
0 01167	4730-985-0642	NUT, TUBE COUPLING		EA		2	*	*	*	*	*	*	*	*	35	22
0 01168	4730-980-2819	SLEEVE		EA		2	"	*	*	*	*	*	*	*	35	23
P 0 01169	4710-277-5524	TUBE, COPPER (35 in. required)		FT					SEE	GRP	9501				35	21

(1) SMR CODE	(2) FEDERAL STOCK NUMBER	(3) DESCRIPTION REFERENCE NO. & MFR. CODE USABLE ON CODE	(4) UNIT OF ISSUE	(5) QTY INC IN UNIT	(6) QTY INC IN UNIT	(7) 30-DAY DS MAINT ALLOWANCE			(8) 30-DAY GS MAINT ALLOWANCE			(9) 1-YR ALW PER 100 EQUIP CNTGCTY	(10) DEPOT MAINT ALW PER 100 EQUIP	(11) ILLUS- TRATION	
						(a) 1-20	(b) 21-50	(c) 51-100	(a) 1-20	(b) 21-50	(c) 51-100			(a) FIG NO.	(b) ITEM NO.
P 0 01170	4710-136-8523	TUBE, COPPER: compressor air cleaner indicator, 3/16 in. (6 ft. 3 in. required) 218573 (83179)	EA		1				SEE	GRP	9501			35	18
P 0 01171 01172	4710-136-8523	TUBE, COPPER: engine air cleaner indicator, 3/16 in. (5 ft. 10 in. required) 4703 - HOURMETER	EA		1				SEE	GRP	9501			21	5
X2 0 01173		ADAPTER, TACHOMETER: drive HD260M3490 (14351)	EA		1									14	21
P 0 01174	6680-833-6128	METER, TACHOMETER AND HOUR 569H (57733)	EA		1	*	*	2	*	*	2	9	3	35	11
P 0 01175	2910-629-2264	PACKING, PREFORMED: tachometer drive X1577 (14351)	EA		1	2	2	3	2	2	3	30	100	14	7
0 01176	5305-068-0502	SCREW, CAP, HEXAGON HEAD: tachometer adapter mtg	EA		1	*	*	*	*	*	*	*	*	14	24
P 0 01177	4920-704-7556	SHAFT, FLEXIBLE: tachometer drive 97800 (57733)	EA		1	*	*	2	*	*	2	9	5	14	1
0 01178	5310-141-1795	WASHER, FLAT: tachometer adapter mtg	EA		1	*	*	*	*	*	*	*	*	14	22
0 01179 01180 01181	5310-582-5965	WASHER, LOCK: tachometer adapter mtg GROUP 50 - PNEUMATIC EQUIPMENT 5000 - AIR COMPRESSOR ASSEMBLY	EA		1	*	*	*	*	*	*	*	*	14	23
PF T 01182	4310-225-4798	COMPRESSOR ASSEMBLY 514031-25 (83179)	EA		1	*	*	2	*	*	2	10	10	44	
P F 01183	2990-225-4835	GASKET SET: compressor 701701-54 (83179)	EA		1	2	3	5	2	3	5	60	200		
X1 01184	4310-928-3618	GASKET: bearing cap 1224173 (83179)	EA		2										
X1 01185		GASKETS discharge flange 1224172 (83179)	EA		1				SEE	GRP	5015				

(1) SMR CODE	(2) FEDERAL STOCK NUMBER	(3) DESCRIPTION REFERENCE NO. & MFR. CODE USABLE ON CODE		(4) UNIT OF ISSUE	(5) QTY INC IN UNIT	(6) QTY INC IN UNIT	(7) 30-DAY DS MAINT ALLOWANCE			(8) 30-DAY GS MAINT ALLOWANCE			(9) 1-YR ALW PER 100 EQUIP CNTGCTY	(10) DEPOT MAINT ALW PER 100 EQUIP	(11) ILLUS- TRATION	
							(a) 1-20	(b) 21-50	(c) 51-100	(a) 1-20	(b) 21-50	(c) 51-100			(a) FIG NO.	(b) ITEM NO.
X1 01186		GASKET: inlet flange 1224171 (83179)		EA		1				SEE	GRP	5008				
X1 01187	5315-732-1010	KEY, MACHINE MS20066-459 (96906)		EA		1				SEE	GRP	5007				
X1 01188	4310-930-4756	PACKING, PREFORMED 902298-46 (83179)		EA		2										
X1 01189	4310-893-9663	PACKING, PREFORMED) 902277-13 (83179)		EA		2										
X1 01190		WASHER, LOCK BEARING 901359-7 (83179)		EA		1										
X1 01191	5310-274-8669	WASHER, LOCK: flange and bearing housing mtg MS35333-93 (96906)		EA		64										
F 01192	5305-269-3214	SCREW, CAP, HEXAGON HEAD: compressor mtg		EA		12	*	*	*	*	*	*	*	*	44	14
X2 0 01193		TUBE, COPPER, AIR PRESSURE GAGE 218573 (83179)		EA		1									35	1
F 01194 01195	5310-637-9541	WASHER, LOCK: compressor mtg 5001 - CRANKCASE, BLOCK, CYLINDER HEAD		EA		12	*	*	*	*	*	*	*	*	44	13
P H 01196 01197	4310-930-0790	STATOR: air compressor 1224161 (83179) 5004 - PISTONS, CONNECTING RODS, AND ROTORS		EA		1				*	*	*	5	5	51	13
P H 01198	4310-930-0787	CAP, COMPRESSOR 1224164 (83179)		EA		1				*	*	*	5	5	44	18
P H 01199	4310-126-8228	HOUSING, BEARING: compressor front and rear 1224162 (83179)		EA		2				*	*	*	5	5	44	3
P H 01200	4310-999-3267	HOUSING, COMPRESSOR 1224163 (83179)		EA		1				*	*	*	5	5	44	7

(1) SMR CODE	(2) FEDERAL STOCK NUMBER	(3) DESCRIPTION REFERENCE NO. & MFR. CODE	(4) UNIT OF ISSUE	(5) QTY INC IN UNIT	(6) QTY INC IN UNIT	(7) 30-DAY DS MAINT ALLOWANCE			(8) 30-DAY GS MAINT ALLOWANCE			(9) 1-YR ALW PER 100 EQUIP CNTGCTY	(10) DEPOT MAINT ALW PER 100 EQUIP	(11) ILLUS- TRATION	
						(a) 1-20	(b) 21-50	(c) 51-100	(a) 1-20	(b) 21-50	(c) 51-100			(a) FIG NO.	(b) ITEM NO.
P H 01201		2990-225-4837 KIT, BEARING REPLACEMENT: compressor 701701-57 (83179)	EA		1				*	*	2	6	10		
X1 01202		BEARING 519212-1 (83179)	EA		1									44	15
X1 01203		BEARING E1313U103 (51600)	EA		1									44	4
X1 01204		BOLT, EYE (2) 906923-3 (83179)	EA		0										
X1 01205	4310-928-3618	GASKET, BEARING CAP: front and rear 1224173 (83179)	EA		2									44	6
X1 01206		KEY, MACHINE MS20066-459 (96906)	EA		1				SEE	GRP	5007				
X1 01207	4310-893-9663	PACKING, PREFORMED 902277-13 (83179)	EA		2									44	1
X1 01208		PACKING, PREFORMED 902298-46 (83179)	EA		2									44	2
X1 01209		SPACER BEARING 1224167 (83179)	EA		2									44	12
X1 01210		WASHER, LOCK: drive hub mtg (Special) 901359-7 (83179)	EA		1										
X1 01211	5310-274-8669	WASHER, LOCK: compressor end plate mtg MS35333-93 (96906)	EA		52									44	8
P F 01212	2530-225-4826	KIT, SHAFT SEAL: compressor 701701-51 (83179)	EA		1	*	2	2	*	2	2	15	100		
X1 01213		BOLT, EYE (2) 906923-3 (83179)	EA		0										
X1 01214	4310-928-3618	GASKET: bearing cap 1224173 (83179)	EA		1									44	6
X1 01215	5315-732-1010	KEY, MACHINE MS20066-459 (96906)	EA		1				SEE	GRP	5007				

(1) SMR CODE	(2) FEDERAL STOCK NUMBER	(3) DESCRIPTION REFERENCE NO. & MFR. CODE	(4) UNIT OF ISSUE	(5) QTY INC IN UNIT	(6) QTY INC IN UNIT	(7) 30-DAY DS MAINT ALLOWANCE			(8) 30-DAY GS MAINT ALLOWANCE			(9) 1-YR ALW PER 100 EQUIP CNTGCTY	(10) DEPOT MAINT ALW PER 100 EQUIP	(11) ILLUS- TRATION	
						(a)	(b)	(c)	(a)	(b)	(c)			(a)	(b)
						1-20	21-50	51-100	1-20	21-50	51-100			FIG NO.	ITEM NO.
X1 01216		SEAL, SHAFT 519056-3 (83179)	EA		1									44	5
X1 01217		WASHER, LOCK: bearing 901359-7 (83179)	EA		1										
X1 01218	5310-274-8669	WASHER, LOCK: bearing housing mtg MS35333-93 (96906)	EA		26									44	8
P H 01219	4310-225-4836	KIT, VANE REPLACEMENT: compressor 701701-52 (83179)	EA		1				2	2	3	30	50		
X1 01220	4310-928-3618	GASKET: bearing cap 1224173 (83179)	EA		1									44	6
X1 01221	4310-893-9663	PACKING, PREFORMED 902277-13 (83179)	EA		1									44	1
X1 01222	4310-930-4756	PACKING, PREFORMED 902298-46 (83179)	EA		1									44	2
X1 01223	4310-930-0532	VANE, ROTOR 1224170 (83179)	EA		8									44	11
X1 01224	5310-274-8669	WASHER, LOCK: flange mtg MS35333-93 (96906)	EA		18									44	8
H 01225	4730-744-1256	PLUG, PIPE: 1/8-27 thd size	EA		6				*	*	*	*	*	44	19
X2 H 01226		RETAINER, BEARING 1224166 (83179)	EA		1									44	17
P H 01227	5340-757-4319	RING, RETAINING 902868-550 (83179)	EA		1				*	2	2	20	10	44	16
P H 01228	4310-930-0788	ROTOR 1224165 (83179)	EA		1				*	*	*	5	5	44	10
X2 H 01229		SCREW, CAP, HEXAGON HEAD MS35291-60 (96906)	EA		34									44	9

(1) SMR CODE	(2) FEDERAL STOCK NUMBER	(3) DESCRIPTION REFERENCE NO. & MFR. CODE USABLE ON CODE	(4) UNIT OF ISSUE	(5) QTY INC IN UNIT PACK	(6) QTY INC IN UNIT	(7) 30-DAY DS MAINT ALLOWANCE			(8) 30-DAY GS MAINT ALLOWANCE			(9) 1-YR ALW PER 100 EQUIP CNTGCTY	(10) DEPOT MAINT ALW PER 100 EQUIP	(11) ILLUS- TRATION		
						(a) 1-20	(b) 21-50	(c) 51-100	(a) 1-20	(b) 21-50	(c) 51-100			(a) FIG NO.	(b) ITEM NO.	
01230		5006 - LUBRICATION SYSTEM														
0 01231	4730-266-0532	ADAPTER, PIPE TO TUBE: oil control valve, 1/4 tube, 1/4 pipe	EA		1	*	*	*	*	*	*	*	*	46	19	
F 01232	5306-225-8497	BOLT, MACHINE: oil cooler mtg top	EA		2	*	*	*	*	*	*	*	*	47	1	
F 01233	5306-225-8499	BOLT, MACHINE oil cooler to radiator	EA		4	*	*	*	*	*	*	*	*	47	7	
X2 F 01234		BRACKET: oil cooler to radiator 1224267 (83179)	EA		2									47	5	
0 01235	4730-193-0879	BUSHING, PIPE	EA		1	*	*	*	*	*	*	*	*	48	15	
X2 0 01236		BUSHING, PIPE: compressor 901160-1 (83179)	EA		1									46 51	14 16	
0 01237	4730-193-0879	BUSHING, PIPE: oil cooler and outlet	EA		2	*	*	*	*	*	*	*	*	47	15	
X2 0 01238		CLAMP, HOSE: oil cooler hose 210534-6 (83179)	EA		1									47	9	
P F 01239	2520-764-6542	COOLER, OIL 519218 (83179)	EA		1	*	*	*	*	*	*	3	3	47	3	
X2 0 01240		COUPLING: oil line return to receiver 910038-7 (83179)	EA		1									48	12	
X2 0 01241		COVER, SEPARATOR 1224206 (83179)	EA		1									49	11	
X2 0 01242		ELBOW, STREET: receiver air intake, 90 deg, 2-11 1/2 thd size 901046-9 (83179)	EA		1									48	14	
X2 0 01243		ELBOW, STREET: receiver oil drain, 90 deg, 3/4-14 thd size 901046-5 (83179)	EA		3									48	8	
X2 0 01244		ELBOW, 90 DEGREE.: compressor oil line to receiver 906254-42 (83179)	EA		1									49	23	

(1) SMR CODE	(2) FEDERAL STOCK NUMBER	(3) DESCRIPTION REFERENCE NO. & MFR. CODE USABLE ON CODE	(4) UNIT OF ISSUE	(5) QTY INC IN UNIT PACK	(6) QTY INC IN UNIT	(7) 30-DAY DS MAINT ALLOWANCE			(8) 30-DAY GS MAINT ALLOWANCE			(9) 1-YR ALW PER 100 EQUIP CNTGCTY	(10) DEPOT MAINT ALW PER 100 EQUIP	(11) ILLUS- TRATION		
						(a)	(b)	(c)	(a)	(b)	(c)			(a)	(b)	
						1-20	21-50	51-100	1-20	21-50	51-100			FIG NO.	ITEM NO.	
P 0 01245	2940-225-4834	ELEMENT KIT 701701-56 (83179)	EA		1		*	2	2	*	2	2	15	100		
X1 01246		ELEMENT, AGGREGATOR 200658 (00736)	EA		1									49	14	
X1 01247		GASKET: separator 1224249 (83179)	EA		1									49	15	
X1 01248		NUT, LOCK filter end cover retainer, 5/8-18 thd size 903540-13 (83179)	EA		1									49	13	
X1 01249		WASHER, COPPER: filter end cover retainer, 5/8 id. x 1 3/8 od 903514-7 (83179)	EA		1									49	12	
X2 0 01250	4310-979-0537	FILTER, OIL: compressor 6282(81321) (Includes components of PARTS KIT, Stock No. (81321) 34752)	EA		1									45		
X2 0 01251	4330-932-7516	BODY, OIL FILTER: compressor oil filter 64010 (81321)	EA		1									45	4	
0 01252	4730-011-3176	PLUG, PIPE: brass or bronze, 1/2-14 thd size, oil filter case	EA		1	*	*	*	*	*	*	*	*	45	17	
0 01253	5305-808-9977	SCREW, MACHINE: oil filter case clamp	EA		2	*	*	*	*	*	*	*	*	45	6	
12 0 01254		BRACKET ASSEMBLY: compressor oil filter mtg 34428 (81321)	EA		1									45	16	
X2 0 01255		NUT, PLAIN, SQUARE: oil filter bracket MS27040-11 (96906)	EA		2									45	14	
0 01256	5305-984-5684	SCREW, MACHINE: filter mtg bracket	EA		2	*	*	*	*	*	*	*	*	45	9	
0 01257	5310-017-8537	WASHER, LOCK: filter bracket	EA		2	*	*	*	*	*	*	*	*	45	15	
X2 0 01258	4330-932-7515	CAP, OIL FILTER: compressor oil filter 65148 (81321)	EA		1									45	1	

(1) SMR CODE	(2) FEDERAL STOCK NUMBER	(3) DESCRIPTION REFERENCE NO. & MFR. CODE	(4) UNIT OF ISSUE	(5) QTY INC IN UNIT PACK	(6) QTY INC IN UNIT	(7) 30-DAY DS MAINT ALLOWANCE			(8) 30-DAY GS MAINT ALLOWANCE			(9) 1-YR ALW PER 100 EQUIP CNTGCTY	(10) DEPOT MAINT ALW PER 100 EQUIP	(11) ILLUS- TRATION		
						(a) 1-20	(b) 21-50	(c) 51-100	(a) 1-20	(b) 21-50	(c) 51-100			(a) FIG NO.	(b) ITEM NO.	
																USABLE ON CODE
X2 0 01259	5340-828-3106	DECAL, FILTER, COMPRESSOR 32886 (81321)	EA		1				SEE	GRP	2210					
X2 0 01260		STRAP, RETAINING: compressor oil filter cover 6654619 (81321)	EA		2									45	5	
X2 0 01261		HOSE ASSEMBLY: oil cooler 519120-9 (83179)	EA		1									47	8	
X2 0 01262		HOSE ASSEMBLY: oil cooler 519120-8 (83179)	EA		1									47	12	
X2 0 01263		HOSE ASSEMBLY: oil control valve moisture separator 519120-6 (83179)	EA		1									46	5	
X2 0 01264		HOSE ASSEMBLY: receiver to oil filter 519120-7 (83179)	EA		1									48	11	
X2 0 01265		4310-979-0531	HOUSING, BY-PASS: oil control valve 1222937 (83179)	EA		1									46	2
X2 0 01266			LINE, OIL RETURN 19224208 (83179)	EA		1									49	7
X2 0 01267			NIPPLE, PIPE: oil cooler and safety relief valve 902466-95 (83179)	EA		3									47	14
X2 0 01268			NIPPLE, PIPE: oil return receiver top, 1/4 pipe, 3 in. lg 902466-46 (83179)	EA		1									49	24
X2 0 01269	NIPPLE, PIPE: receiver air inlet, 2-11 1/2 thd size, 3 in. lg 1224250 (83179)		EA		2									48	13	
X2 0 01270	NIPPLE, PIPE: receiver oil drain, 3/4-14 thd size, 8 in. lg 902466-239 (83179)		EA		1									48	9	
X2 0 01271	NIPPLE, SHORT: thermostat housing 902466-59 (83179)		EA		2									46	1	
X2 0 01272	NIPPLE, SHORT: oil filter inlet 902466-59 (83179)	EA		1									45	20		

(1) SMR CODE	(2) FEDERAL STOCK NUMBER	(3) DESCRIPTION REFERENCE NO. & MFR. CODE USABLE ON CODE	(4) UNIT OF ISSUE	(5) QTY INC IN UNIT	(6) QTY INC IN UNIT	(7) 30-DAY DS MAINT ALLOWANCE			(8) 30-DAY GS MAINT ALLOWANCE			(9) 1-YR ALW PER 100 EQUIP CNTGNCY	(10) DEPOT MAINT ALW PER 100 EQUIP	(11) ILLUS- TRATION	
						(a) 1-20	(b) 21-50	(c) 51-100	(a) 1-20	(b) 21-50	(c) 51-100			(a) FIG NO.	(b) ITEM NO.
X2 0 01273	5310-441-0250	NUT, ASSEMBLED WASHER: relief valve	EA		4									46	7
0 01274	5310-732-0558	NUT, PLAIN, HEXAGON: filter mtg	EA		4	*	*	*	*	*	*	*	*	45	11
X2 0 01275		NUT, PLAIN, HEXAGON oil cooler hose clamp 900165-2 (83179)	EA		1									47	11
X2 F 01276		PAD, RUBBER: oil cooler mtg 1224266 (83179)	EA		2									47	16
X2 0 01277		PARTS WIT, FILTER ELEMENT: compressor 34752 (81321)	EA		1										
P 0 01278	4330-217-3588	FILTER ELIJT, FLUID PRESSURE 33316-13 (81321)	EA		1	13	25	50	13	25	50	600	100	45	3
P 0 01279	4940-705-2294	GASKET: cover, compressor oil filter 62866 (81321)	EA		1	13	25	50	13	25	50	600	100	45	2
X1 01280	4310-225-4797	PARTS KIT, OIL CONTROL VALVE 701701-53 (83179)	EA		1	*	2	2	*	2	2	15	10		
X1 01281	4310-714-3191	DIAPHRAGM: oil control valve 524 (78124)	EA		1									46	27
X1 01282	4310-779-0547	GASKET: oil control valve 519 (78124)	EA		1									46	9
X1 01283		SEAT, MOVABLE: oil control valve 1225603 (83179)	EA		1									46	11
X1 01284	4310-779-0548	SPRING, HELICAL COMPRESSION: oil control vale 402 (78124)	EA		1									46	10
0 01285	5310-582-5965	WASHER, FLAT: oil control spring	EA		2	*	*	*	*	*	*	*	*	46	21
X1 01266		WASHER, LOCK: oil control valve 101 (78124)	EA		4										
X2 0 01287		PIN, SPRING 904685-46 (83179)	EA		3									49	16
X2 0 01288		PLATE, SEPARATOR 1224207 (83179)	EA		1									49	17

(1) SMR CODE	(2) FEDERAL STOCK NUMBER	(3) DESCRIPTION REFERENCE NO. & MFR. CODE USABLE ON CODE		(4) UNIT OF ISSUE	(5) QTY INC IN UNIT PACK	(6) QTY INC IN UNIT	(7) 30-DAY DS MAINT ALLOWANCE			(8) 30-DAY GS MAINT ALLOWANCE			(9) 1-YR ALW PER 100 EQUIP CNTGCTY	(10) DEPOT MAINT ALW PER 100 EQUIP	(11) ILLUS- TRATION	
							(a) 1-20	(b) 21-50	(c) 51-100	(a) 1-20	(b) 21-50	(c) 51-100			(a) FIG NO.	(b) ITEM NO.
0 01289	4730-263-3124	PLUG, PIPE: compressor oil filter bottom		EA		1	*	*	*	*	*	*	*	*	45	12
F 01290	4730-278-3039	PLUG, PIPE: oil cooler		EA		1	*	*	*	*	*	*	*	*	47	4
X2 0 01291	4730-744-1256	PLUG, PIPE: receiver oil return pipe, 1/8-27 thd size 901204-1 (83179)		EA		1									49	10
0 01292	5305-724-7221	SCREW, CAP, HEXAGON HEAD		EA		8	*	*	*	*	*	*	*	*	49	19
0 01293	5305-269-3209	SCREW, CAP, HEXAGON HEAD: oil filter bracket mtg		EA		4	4	*	*	*	*	*	*	*	5	7
F 01294	5305-269-3211	SCREW, CAP, HEXAGON HEAD: oil cooler mtg		EA		2	*	*	*	*	*	*	*	*	47	18
X2 0 01295		SCREW, MACHINES oil cooler hose clamp 900335-513 (83179)		EA		1									47	19
X2 0 01296		STRAP, TUBE: plastic tube retaining 222487 (83179)		EA		2									49	6
0 01297	4730-984-5108	TEE, PIPE: oil filter outlet, 3/4-14 thd size		EA		1	*	*	*	*	*	*	*	*	45	13
X2 0 01298		TEE, PIPE: oil filter inlet, 3/4-18 thd size 901090-5 (83179)		EA		1									45	19
X2 0 01299		TEE, PIPE: tube to compressor one end pipe, 1/4-18 thd size, other end and side, 1/4 in. tube 906258-42 (83179)		EA		1									46	15
P 0 01300	4310-678-0045	THERMOSTAT, OIL VD10928 (96452)		EA		1	*	*	2	*	*	2	9	10	46	4
M 0 01301		TUBE ASSEMBLY 3233651-24 (83179) MANUFACTURE FROM		EA		1									49	9
0 01302	4730-985-062	NUT, TUBE COUPLING		EA		2	*	*	*	*	*	*	*	*		
0 01303	4730-980-2819	SLEEVE		EA		2	*	*	*	*	*	*	*	*		
P 0 01304	4710-278-2184	TUBE, COPPER: 3/8 in. od, 0.031 in. wall thk (14 in. required)		FT						SEE	GRP	9501				

(1) SMR CODE	(2) FEDERAL STOCK NUMBER	(3) DESCRIPTION REFERENCE NO. & MFR. CODE USABLE ON CODE		(4) UNIT OF ISSUE	(5) QTY INC IN UNIT	(6) QTY INC IN UNIT	(7) 30-DAY DS MAINT ALLOWANCE			(8) 30-DAY GS MAINT ALLOWANCE			(9) 1-YR ALW PER 100 EQUIP CNTGCTY	(10) DEPOT MAINT ALW PER 100 EQUIP	(11) ILLUS- TRATION		
							(a)	(b)	(c)	(a)	(b)	(c)			(a)	(b)	
							1-20	21-50	51-100	1-20	21-50	51-100			FIG NO.	ITEM NO.	
M 0 101305		TUBE ASSEMBLY: control valve to compressor bottom 3223651-23 (83179) MANUFACTURE FROM:		EA		1											
0 01306	4730-985-0642	NUT, TUBE COUPLING		EA		2	*	*	*	*	*	*	*	*	46	17	
0 01307	4730-980-2819	SLEEVE		EA		2	*	*	*	*	*	*	*	*	46	18	
P 0 01308	4710-278-2184	TUBING, COPPER: 3/8 in. od, 0.031 in. wall thk (17 in. required)		FT					SEE	GRP	9501				46	16	
X2 0 01309		UNION, FEMALE oil cooler to hose (Special) 903697-8 (83179)		EA		2									47	13	
X2 0 01310		UNION, MALE-FEMALE: compressor, oil filter (Special) 903686-8 (83179)		EA		1									45	18	
X2 0 01311		UNION, MALE-FEMALE 903686-8 (83179)		EA		1									46	6	
X2 0 01312	4820-959-8193	VALVE, GLOBE: receiver oil drain 410 (14959)		EA		1									48	10	
P 0 01313	4310-646-9013	VALVE, OIL CONTROL A222016 (83179) (Includes components of PARTS KIT, Stock No. 4310-225-4797)		EA		1	*	*	2	*	*	2	9	3	46		
X2 0 01314		ACTUATOR, VALVE: oil control 720 (78124)		EA		1									46	28	
X1 01315		BODY, VALVE: oil control 799 (78124)		EA		1									46	8	
X1 01316		BODY, VALVE: oil control 23 (78124)		EA		1									46	23	
X2 0 01317		BOLT, DIAPHRAGM: oil control 213 (78124)		EA		1									46	24	
X2 0 01318		BOLT, VALVE: oil control, 1/4-28 thd size, 1 1/4 in. lg 215 (78124)		EA		4									46	22	

(1) SMR CODE	(2) FEDERAL STOCK NUMBER	(3) DESCRIPTION REFERENCE NO. & MFR. CODE USABLE ON CODE	(4) UNIT OF ISSUE	(5) QTY INC IN UNIT PACK	(6) QTY INC IN UNIT	(7) 30-DAY DS MAINT ALLOWANCE			(8) 30-DAY GS MAINT ALLOWANCE			(9) 1-YR ALW PER 100 EQUIP CNTGCTY	(10) DEPOT MAINT ALW PER 100 EQUIP	(11) ILLUS- TRATION	
						(a) 1-20	(b) 21-50	(c) 51-100	(a) 1-20	(b) 21-50	(c) 51-100			(a) FIG NO.	(b) ITEM NO.
X1 01319		HOUSING: oil control 33 (78124)	EA		1									46	12
X2 0 01320		NUT, VALVE: oil control, 1/4-28 thd size 102 (78124)	EA		6									46	20
X2 0 01321		PLATE, DIAPHRAGM: oil control 771 (78124)	EA		2									46	26
X2 0 01322	5340-877-5967	SHIM, VALVE: oil control 304 (78124)	EA		2									46	25
X2 0 01323 226		STUD, VALVE: oil control, 1/4-28 thd size, 1 1/2 in. lg (78124)	EA		2									46	13
X2 F 01324		WASHER, FLAT: oil cooler mtg AN960P0916 (88044)	EA		2									47	17
0 01325	5310-809-4061	WASHER, FLAT: oil filter mtg	EA		4	*	*	*	*	*	*	*	*	45	8
0 01326	5310-820-6653	WASHER, LOCK	EA		8	*	*	*	*	*	*	*	*	49	18
X2 0 01327		WASHER, LOCK: oil cooler hose clamp 905631-14 (83179)	EA		1									47	10
X2 F 01328		WASHER, LOCK: oil cooler mtg 900305-3 (83179)	EA		6									47	6
X2 F 01329		WASHER, LOCK: oil cooler mtg top 905631-18 (83179)	EA		2									47	2
0 01330	5310-637-9541	WASHER, LOCK: oil filter bracket mtg	EA		4	*	*	*	*	*	*	*	*	45	10
X2 0 01331	6620-962-6132	WASHER: thermostat mtg, oil control valve TA10910 (96452)	EA		1									46	3

(1) SMR CODE	(2) FEDERAL STOCK NUMBER	(3) DESCRIPTION REFERENCE NO. & MFR. CODE USABLE ON CODE		(4) UNIT OF ISSUE	(5) QTY INC IN UNIT PACK	(6) QTY INC IN UNIT	(7) 30-DAY DS MAINT ALLOWANCE			(8) 30-DAY GS MAINT ALLOWANCE			(9) 1-YR ALW PER 100 EQUIP CNTGCV	(10) DEPOT MAINT ALW PER 100 EQUIP	(11) ILLUS- TRATION		
							(a) 1-20	(b) 21-50	(c) 51-100	(a) 1-20	(b) 21-50	(c) 51-100			(a) FIG NO.	(b) ITEM NO.	
01332		5007 - COMPRESSOR DRIVE															
X2 H 01333	3040-981-9080	HUB, BODY: compressor 1224168 (83179)		EA		1										50	1
X1 01334		KEY, MACHINE MS20066-459 (96906) (Component of KIT, Stock No. 2990-225-4826, See Group 5004)		EA		1										50	2
X2 H 01335		NUT, LOCK BEARING 901348-7 (83179)		EA		1										50	4
P H 01336	4310-977-7302	PLATE, DRIVE 222176 (83179)		EA		1			*	*	*	5	5	50	5		
P H 01337	4310-938-8066	RING, DRIVE 1224169 (83179)		EA		1			*	*	*	5	5	4	10		
H 01338	5305-269-3213	SCREW, CAP, HEXAGON HEAD		EA		6			*	*	*	*	*	50	8		
H 01339	5305-269-3213	SCREW, CAP, HEXAGON HEAD: drive ring St		EA		8			*	*	*	*	*	4	12		
X2 01340		WASHER, FLAT: drive ring mtg 222193 (83179)		EA		6								50	6		
H 01341	5310-595-7237	WASHER, LOCK: drive ring mtg		EA		6			*	*	*	*	*	50	7		
H 01342	5310-637-9541	WASHER, LOCK: drive ring mtg		EA		8			*	*	*	*	*	4	11		
X2 H 01343 01344		WASHER, LOCK: hub mtg (Special) 901359-7 (83179)		EA		1								50	3		
		5008 - AIR INTAKES															
X2 0 01345		ADAPTER, NOSE 1224268 (83179)		EA		1								51	5		
X2 0 01346		CLAMP, HOSE: air cleaner 904696-36 (83179)		EA		2								21	21		
X2 0 01347	4310-979-0535	CONNECTOR: compressor to receiver tube A221415-1 (83179)		EA		1								51	1		

(1) SMR CODE	(2) FEDERAL STOCK NUMBER	(3) DESCRIPTION REFERENCE NO. & MFR. CODE USABLE ON CODE		(4) UNIT OF ISSUE	(5) QTY INC IN UNIT	(6) QTY INC IN UNIT	(7) 30-DAY DS MAINT ALLOWANCE			(8) 30-DAY GS MAINT ALLOWANCE			(9) 1-YR ALW PER 100 EQUIP CNTGCTY	(10) DEPOT MAINT ALW PER 100 EQUIP	(11) ILLUS- TRATION	
							(a) 1-20	(b) 21-50	(c) 51-100	(a) 1-20	(b) 21-50	(c) 51-100			(a) FIG NO.	(b) ITEM NO.
X2 0 01348		ELBOW, PIPE: oil line to compressor flange intake 901046-2 (83179)		EA		1									51	2
X2 0 01349		FILTER, AIR 200668 (00736)		EA		1				SEE	GRP	9901			21	
X2 0 01350		BODY: air cleaner 200668-156 (00736)		EA		1				SEE	GRP	9901			21	10
X2 0 01351		BOWL: air cleaner 200146-860 (00736)		EA		1				SEE	GRP	9901			21	14
X2 0 01352		BRACKET: air cleaner mtg J350AA145 (00736)		EA		2				SEE	GRP	9901			21	23
P 0 01353	2940-225-4832	ELEMENT, AIR CLEANER 200146-07 (00736)		EA		1				SEE	GRP	9901			21	16
0 01354	5310-732-0558	NUT, PLAIN, HEXAGON: bracket retaining		EA		2	*	*	*	*	*	*	*	*	21	25
X2 0 01355		NUT, WING: louver plate mtg WC040 (00736)		EA		1									21	15
P 0 01356	5330-760-6122	PACKING, PREFORMED: 4: bowl to body 200146-207 (00736)		EA		1				SEE	GRP	9901			21	11
X2 0 01357		PLATE, LOUVER: air cleaner 200146-115 (00736)		EA		1				SEE	GRP	9901			21	13
X2 0 01358		RETAINER, ELEMENT B19333-267 (00736)		EA		1				SEE	GRP	9901			21	12
X2 0 01359		SCREW, CAP, HEXAGON HEAD: bracket retaining 17240 (00736)		EA		2									21	22
X2 0 01360		WASHER, LOCK: bracket retaining 22703 (00736)		EA		2									21	24
X2 H 01361		FLANGE, INLET 1224174 (83179)		EA		1									51	11
X1 01362		GASKET: inlet flange 1224171 (83179) (Component of GASKET SET, Stock No. 2990-225-4835, See Group 5000)		EA		1									51	12

(1) SMR CODE	(2) FEDERAL STOCK NUMBER	(3) DESCRIPTION REFERENCE NO. & MFR. CODE USABLE ON CODE		(4) UNIT OF ISSUE	(5) QTY INC IN UNIT PACK	(6) QTY INC IN UNIT	(7) 30-DAY DS MAINT ALLOWANCE			(8) 30-DAY GS MAINT ALLOWANCE			(9) 1-YR ALW PER 100 EQUIP CNTGNCY	(10) DEPOT MAINT ALW PER 100 EQUIP	(11) ILLUS- TRATION	
							(a) 1-20	(b) 21-50	(c) 51-100	(a) 1-20	(b) 21-50	(c) 51-100			(a) FIG NO.	(b) ITEM NO.
X2 0 01363	4720-928-3617	HOSE, AIR DUCT: compressor to air cleaner 519013-10 (83179)		EA		1									21	4
X2 0 01364		NIPPLE, CLOSE: flange to valve, 2 1/2-8 thd size, 3 in. lg 902466-1276 (83179)		EA		1									51	3
0 01365	4730-042-8988	PLUG, PIPE: inlet flange		EA		1	*	*	*	*	*	*	*	*	51	8
X2 0 01366		PRE-CLEANER, AIR CLEANER 200863 (00736)		EA		1			SEE	GRP	9901				21	9
P 0 01367	2910-225-4831	VALVE ASSEMBLY, AIR INLET 519249 (83179)		EA		1	*	*	2	*	*	2	9	2		
X2 0 01368		LEVER 1224252 (83179)		EA		1									51	7
X2 0 01369		PIN, SPRING 904685-41 (83179)		EA		1									51	6
X2 0 01370		VALVE SUB-ASSEMBLY 519055-2 (83179)		EA		1									51	4
H 01371	5305-269-3211	SCREW, CAP, HEXAGON HEAD: flange mtg		EA		16				*	*	*	*	*	51	10
H 01372	5310-274-8669	WASHER, LOCK: intake flange mtg		EA		16				*	*	*	*	*	51	9
01373		5009 - UNLOADER SYSTEM COMPONENTS														
0 01374	4730-193-0869	BUSHING, PIPE: blowdown valve top, 3/8-18 to 1/8-27 thd size		EA		1	*	*	*	*	*	*	*	*	52	13
X2 0 01375		CONNECTOR, PIPE: blowdown bushing to tube, 1/8-27 pipe, 1/4 in. tube 906251-44 (83179)		EA		2									52	14
0 01376	4730-278-4822	ELBOW, PIPE: valve relief		EA		1	*	*	*	*	*	*	*	*	52	8
X2 0 01377		ELBOW, TUBE: valve to tube, 3/8-18 thd size, 3/8 in. tube 906255-66 (83179)		EA		1									52	15
X2 0 1377A	4730-739-0962	NIPPLE, HEXAGON: 3/8 IN. 3325X6 (79470)		EA		1										

(1) SMR CODE	(2) FEDERAL STOCK NUMBER	(3) DESCRIPTION REFERENCE NO. & MFR. CODE USABLE ON CODE	(4) UNIT OF ISSUE	(5) QTY INC IN UNIT PACK	(6) QTY INC IN UNIT	(7) 30-DAY DS MAINT ALLOWANCE			(8) 30-DAY GS MAINT ALLOWANCE			(9) 1-YR ALW PER 100 EQUIP CNTGCTY	(10) DEPOT MAINT ALW PER 100 EQUIP	(11) ILLUS- TRATION	
						(a)	(b)	(c)	(a)	(b)	(c)			(a)	(b)
						1-20	21-50	51-100	1-20	21-50	51-100				
P 0 01378	4310-997-1445	SEPARATOR, MOISTURE 519233 (83179)	EA		1	*	*	*	*	*	*	5	5		
X2 0 01379		CROSS PIPE: blowdown valve, 3/8-18 pipe 901108-3 (83179)	EA		1									52	6
X2 0 01380		NIPPLE, PIPE: valve to cross 902469-57 (83179)	EA		1									52	16
X2 0 01381		NOZZLE: moisture separator 1224255 (83179)	EA		1									52	5
X2 0 01382A		STUD, MOUNTING: blowdown valve (Special) 3341 (63686)	EA		1									52	7
X2 0 1382A P 0 R 01383	4820-980-2822	TEE, REDUCING 3/8 in. x 3/8 in. x 1/4 in., bronze VALVE, BLOWDOWN EV375C1 (92029)	EA		1	*	2	*	*	2	9	10			
X1 01384		BODY: valve EX375-1C1 (92029)	EA		1									52	12
X1 01385		BONNET, VALVE EX375-2C1 (92029)	EA		1									52	10
X1 01386		DIAPHRAGM, VALVE EX375-3C1 (92029)	EA		1									52	11
X1 01387		SCREW, MACHINE: blowdown valve cover mtg, NO. 8-32 thd size 2-832-7FPS (92029)	EA		4									52	9
X2 0 01388		TEE, PIPE: nozzle to tube, one end 1/8-27 thd size, other end and side, 1/4 in. tube 906258-42 (83179)	EA		1									52	4
M 0 01389		TUBE ASSEMBLY: blowdown valve to compressor 3223651-18 (83179) MANUFACTURE FROM:	EA		1										
0 01390	4730-985-0642	NUT, TUBE COUPLING	EA		2	*	*	*	*	*	*	*	*	52	2
0 01391	4730-980-2819	SLEEVE	EA		2	*	*	*	*	*	*	*	*	52	3
X2 0 01392		TUBING, COPPER (24 in. required) 1223651-18 (83179)	FT											52	1

(1) SMR CODE	(2) FEDERAL STOCK NUMBER	(3) DESCRIPTION REFERENCE NO. & MFR. CODE	(4) UNIT OF ISSUE	(5) QTY INC IN UNIT PACK	(6) QTY INC IN UNIT	(7) 30-DAY DS MAINT ALLOWANCE			(8) 30-DAY GS MAINT ALLOWANCE			(9) 1-YR ALW PER 100 EQUIP CNTGCTY	(10) DEPOT MAINT ALW PER 100 EQUIP	(11) ILLUS- TRATION		
						(a) 1-20	(b) 21-50	(c) 51-100	(a) 1-20	(b) 21-50	(c) 51-100			(a) FIG NO.	(b) ITEM NO.	
																USABLE ON CODE
01393		5012 - THROTTLING DEVICES														
X2 0 01394	3040-978-2983	BALL JOINT: air control valve link A221376 (83179)	EA		1				SEE	GRP	9901			53	34	
X2 0 01395	2910-306-1217	BALL JOINT; air control valve link A221898 (83179)	EA		1				SEE	GRP	9901			53	7	
0 01396	5306-225-8499	BOLT, MACHINE: valve to bracket	EA		3	*	*	*	*	*	*	*	*	53	1	
X2 0 01397		BRACKET CONTROL, VALVE MOUNTING 1224251 (83179)	EA		1									53	5	
P 0 01398	2910-929-8260	CONTROL ASSEMBLY 514086-26 (83179)	EA		1	*	*	*	*	*	*	5	5	53		
X2 0 01399		BODY, CONTROL VALVE 1224450 (83179)	EA		1									53	25	
P 0 01400	4310-225-4795	DIAPHRAGM, CONDUCTOR 1224458 (83179)	EA		2	2	2	3	2	2	3	30	30	53	26	
P 0 01401	4310-225-4796	DIAPHRAGM, PILOT 1224457 (83179)	EA		1	*	2	2	*	2	2	15	30	53	20	
X2 0 01402		GUIDE, SPRING 1224453 (83179)	EA		1									53	15	
X2 0 01403		HOUSING, VALVE 1224451 (83179)	EA		1									53	12	
X2 0 01404		LEVER, CONTROL: throttle 1224448 (83179)	EA		1									53	30	
0 01405	5310-022-0071	NUT, PLAIN, HEXAGON: housing mtg	EA		4	*	*	*	*	*	*	*	*	53	11	
0 01406	5310-880-8189	NUT, PLAIN, HEXAGON: throttle spring adjusting	EA		1	*	*	*	*	*	*	*	*	53	13	
0 01407	5310-880-7744	NUT, PLAIN, HEXAGON: valve needle	EA		1	*	*	*	*	*	*	*	*	53	17	
0 01408	5315-839-5820	PIN, COTTER: pilot pin mtg	EA		4	*	*	*	*	*	*	*	*	53	29	
X2 0 01409		PIN, PILOT: control lever mtg 1224520 (83179)	EA		2									53	28	

(1) SMR CODE	(2) FEDERAL STOCK NUMBER	(3) DESCRIPTION REFERENCE NO. & MFR. CODE	(4) UNIT OF ISSUE	(5) QTY INC IN UNIT PACK	(6) QTY INC IN UNIT	(7) 30-DAY DS MAINT ALLOWANCE			(8) 30-DAY GS MAINT ALLOWANCE			(9) 1-YR ALW PER 100 EQUIP CNTGCTY	(10) DEPOT MAINT ALW PER 100 EQUIP	(11) ILLUS- TRATION	
						(a) 1-20	(b) 21-50	(c) 51-100	(a) 1-20	(b) 21-50	(c) 51-100			(a) FIG NO.	(b) ITEM NO.
X2 0 01410		PLUNGER ASSEMBLY: throttle lever 122456 (83179)	EA		1									53	36
X2 0 01411		REST, SPRING: air pressure adjusting 1224454 (83179)	EA		1									53	19
X2 0 01412		RETAINER, DIAPHRAGM: control valve 1224452 (83179)	EA		1									53	27
0 01413	5305-269-3211	SCREW, CAP, HEXAGON HEAD: air pressure adjusting	EA		1	*	*	*	*	*	*	*	*	53	14
0 01414	5305-269-3218	SCREW, CAP, HEXAGON HEAD: diaphragm retainer to housing	EA		4	*	*	*	*	*	*	*	*	53	35
P 0 01415	2910-225-4829	SPRING: air pressure adjusting 1224462 (83179)	EA		1	*	*	2	*	*	2	9	6	53	16
P 0 01416	2910-225-4830	SPRING: throttle adjusting 1224461 (83179)	EA		2	*	2	2	*	2	2	18	6	53	8
P 0 01417	4820-225-4794	STEM, FUEL CONTROL VALVE 1224463 (83179)	EA		1	*	*	2	*	*	2	9	5	53	22
X2 0 01418		STUD, SPECIAL: throttle spring adjusting stud 1224455 (83179)	EA		1									53	9
X2 0 01419		WASHER, LOCK: housing to diaphragm retainer mtg MS35333-8 (96906)	EA		4									53	10
X2 0 01420		WASHER, LOCK: needle valve retaining MS35333-7 (96906)	EA		1									53	18
X2 0 01421		WASHER, PLAIN: needle valve, 5/16 in. id, 3/4 in. od, 3/64 in. thk AF945-5P (81349)	EA		1									53	21
0 01422	4730-990-1749	ELBOW, PIPE TO TUBE: body to tube	EA		2	*	*	*	*	*	*	*	*	53	24
X2 0 01423		LINK: air control valve to fuel pump 1224254 (83179)	EA		1									53	6

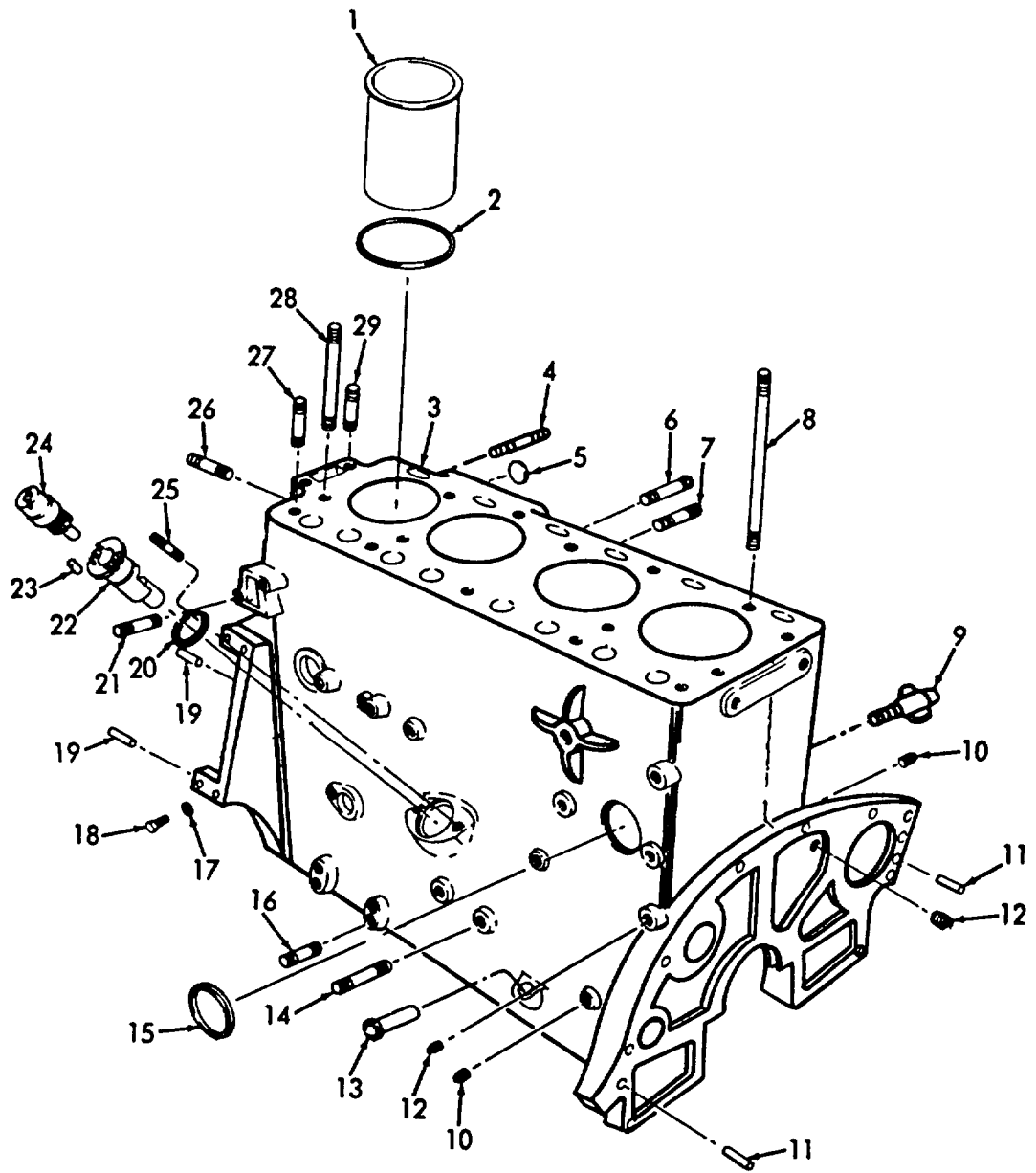
(1) SMR CODE	(2) FEDERAL STOCK NUMBER	(3) DESCRIPTION REFERENCE NO. & MFR. CODE USABLE ON CODE	(4) UNIT OF ISSUE	(5) QTY INC IN UNIT PACK	(6) QTY INC IN UNIT	(7) 30-DAY DS MAINT ALLOWANCE			(8) 30-DAY GS MAINT ALLOWANCE			(9) 1-YR ALW PER 100 EQUIP CNTGCTY	(10) DEPOT MAINT ALW PER 100 EQUIP	(11) ILLUS- TRATION	
						(a) 1-20	(b) 21-50	(c) 51-100	(a) 1-20	(b) 21-50	(c) 51-100			(a) FIG NO.	(b) ITEM NO.
X2 0 01424		NUT, JAM: air control valve link, 1/4-28 thd size, 1h 900214-21 (83179)	EA		2									53	31
0 01425	5310-616-1418	NUT, PLAIN, HEXAGON: air control valve link	EA		1	*	*	*	*	*	*	*	*	53	33
0 01426	5305-269-3209	SCREW, CAP, HEXAGON HEAD: bracket mtg	EA		2	*	*	*	*	*	*	*	*	53	3
M 0 01427		TUBE ASSEMBLY: air control valve to blowdown valve 3223651-20 (83179) MANUFACTURE FROM:	EA		1									53	23
0 01428	4730-985-0642	NUT, TUBE COUPLING.	EA		2	*	*	*	*	*	*	*	*		
0 01429	4730-980-2819	SLEEVE	EA		2	*	*	*	*	*	*	*	*		
P 0 01430	4710-277-5524	TUBE, COPPER: 1/4 in. od, 1.031 in. thk (8 in. required)	FT						SEE	GRP	9501				
X2 0 01431		WASHER, LOCK: internal-external valve to bracket mtg, 5/16 in. screw size 905631-18 (83179)	EA		3									53	2
X2 0 01432 01433		WASHER, LOCK: valve bracket mtg 905631-23 (83179) 5014 - AIR RECEIVER	EA		2									53	4
0 01434	5310-880-8189	NUT, PLAIN, HEXAGON: receiver mtg	EA		4	*	*	*	*	*	*	*	*	48	7
X2 0 01435		PLUG, PIPE: receiver, 1 1/2-11 1/2 thd size 901204-8 (83179)	EA		1									48	2
X2 0 01436		RECEIVER, AIR 519045-6 (83179)	EA		1									48	1
0 01437	5305-269-3214	SCREW, CAP, HEXAGON HAD: receiver mtg	EA		4	*	*	*	*	*	*	*	*	48	3
X2 0 01438		WASHER, LOCK: receiver mtg 905631-24 (83179)	EA		8									48	6

(1) SMR CODE	(2) FEDERAL STOCK NUMBER	(3) DESCRIPTION REFERENCE NO. & MFR. CODE	(4) UNIT OF ISSUE	(5) QTY INC IN UNIT	(6) QTY INC IN UNIT	(7) 30-DAY DS MAINT ALLOWANCE			(8) 30-DAY GS MAINT ALLOWANCE			(9) 1-YR ALW PER 100 EQUIP CNTGCTY	(10) DEPOT MAINT ALW PER 100 EQUIP	(11) ILLUS- TRATION		
						(a) 1-20	(b) 21-50	(c) 51-100	(a) 1-20	(b) 21-50	(c) 51-100			(a) FIG NO.	(b) ITEM NO.	
																USABLE ON CODE
01439		5015 - AIR DISCHARGE SYSTEM														
X2 0 01440		COUPLING, PIPE: receiver outlet, 3/4-14 thd size 901287-5 (83179)	EA		1										49	3
X2 0 01441		ELBOW, PIPE, STREET: safety valve mtg, 3/4-14 thd size 901046-5 (83179)	EA		1										49	1
X2 0 01442		ELBOW, PIPE TO TUBE: receiver cover to tube, 1/4-18 thd size, 3/8 in. tube 906255-64 (83179)	EA		1										49	22
X2 0 01443	4730-930-4777	ELBOW, PIPE 90 DEGREE: receiver air line, 2-11 1/2 thd size 901023-9 (83179)	EA		1										51	17
X2 H 01444		FLANGE, DISCHARGE: air compressor 1224175 (83179)	EA		1										51	15
X1 01445		GASKET discharge flange 1224172 (83179) (Component of KIT, Stock No. 2990-225-4835, See Group 5000)	EA		1										51	14
X2 0 01446		NIPPLE, PIPE: air receiver line 902466-306 (83179)	EA		1										51	18
X2 0 01447		NIPPLE, PIPE: receiver cover, 3/4-14 thd size, 10 in. lg 902466-275 (83179)	EA		1										49	21
X2 0 01448	4310-999-5983	ORIFICE: air restriction 1224281 (83179)	EA		1										49	4
X2 H 01449	5305-269-3211	SCREW, CAP, HEXAGON HEAD: flange mtg 90725-60 (96906)	EA		14										51	10
X2 0 01450		STRAP, HOLDING: oil line to air line 222487 (83179)	EA		2										49	6
X2 0 01451	4730-984-5108	TEE, PIPE: air receiver safety valve and hose, 3/4-14 thd size, one end male, other end and side female 906350-4 (83179)	EA		1										49	2

(1) SMR CODE	(2) FEDERAL STOCK NUMBER	(3) DESCRIPTION REFERENCE NO. & MFR. CODE USABLE ON CODE	(4) UNIT OF ISSUE	(5) QTY INC IN UNIT PACK	(6) QTY INC IN UNIT	(7) 30-DAY DS MAINT ALLOWANCE			(8) 30-DAY GS MAINT ALLOWANCE			(9) 1-YR ALW PER 100 EQUIP CNTGCTY	(10) DEPOT MAINT ALW PER 100 EQUIP	(11) ILLUS- TRATION	
						(a) 1-20	(b) 21-50	(c) 51-100	(a) 1-20	(b) 21-50	(c) 51-100			(a) FIG NO.	(b) ITEM NO.
M 0 01452		TUBE ASSEMBLY blowdown valve, to receiver 3223651-19 (83179) MANUFACTURE FROM:	EA		1									49	8
X2 0 01453	4730-957-7438	NUT, TUBE COUPLING 906248-6 (83179)	EA		2										
X2 0 01454	4730-980-2820	SLEEVE, TUBE COUPLING 906247-6 (83179)	EA		2										
P 0 01455	4710-278-2184	TUBE, COPPER: 3/8 in. od, 0.031 in. wall thickness (7 ft. required)	FT						SEE	GRP	9501				
X2 0 01456		UNION, PIPE: air outlet (Special) 900716-17 (83179)	EA		1									49	5
P F 01457	4310-930-1672	VALVE ASSEMBLY: DISCHARGE 519276 (83179)	EA		1	*	*	2	*	*	2	6	15		
X1 01458		BODY, VALVE 1224599 (83179)	EA		1									51	19
X2 F 01459		GASKET: valve body 903514-62 (83179)	EA		1									51	22
P F 01460	4310-938-5856	SEAT, VALVE 1224604 (83179)	EA		1	*	2	2	*	2	2	20	100	51	24
P F 01461	4310-930-9953	SPRING, VALVE 1224603 (83179)	EA		1	2	2	3	2	2	3	30	20	51	20
P F 01462	4310-999-5539	VALVE, AIR CONTROL 1224600 (83179)	EA		1	*	*	2	*	*	2	10	5	51	21
P 0 01463	4820-225-4793	VALVE, SAFETY RELIEF 3209277-21 (83179)	EA		1	*	*	2	*	*	2	9	3	49	20
H 01464	5310-274-8669	WASHER, LOCK: discharge, flange mtg	EA		14				*	*	*	*	*	51	9

(1) SMR CODE	(2) FEDERAL STOCK NUMBER	(3) DESCRIPTION REFERENCE NO. & MFR. CODE USABLE ON CODE	(4) UNIT OF ISSUE	(5) QTY INC IN UNIT	(6) QTY INC IN UNIT	(7) 30-DAY DS MAINT ALLOWANCE			(8) 30-DAY GS MAINT ALLOWANCE			(9) 1-YR ALW PER 100 EQUIP CNTGCTY	(10) DEPOT MAINT ALW PER 100 EQUIP	(11) ILLUS- TRATION		
						(a) 1-20	(b) 21-50	(c) 51-100	(a) 1-20	(b) 21-50	(c) 51-100			(a) FIG NO.	(b) ITEM NO.	
01465		GROUP 76 - FIRE FIGHTING EQUIPMENT COMPONENTS														
01466		7638 - PORTABLE FIRE FIGHTING EQUIPMENT (Includes Fire Extinguishers)														
X2 0 01467		BRACKET ASSEMBLY: fire extinguisher 999-21057 (99539)	EA		1											
P 0 01468	4210-889-2221	EXTINGUISHER, FIRE 874195 (33525)	EA		1	*	*	*	*	*	*	*	*	*	*	*
0 01469	5310-934-9751	NUT, PLAIN, HEXAGON: bracket mtg	EA		6	*	*	*	*	*	*	*	*	*	*	*
0 01470	5305-984-6212	SCREW, MACHINE bracket mtg	EA		6	*	*	*	*	*	*	*	*	*	*	*
X2 0 01471		TAG, RECORD 999-21059 (99539)	EA		1											
X2 0 01472		WASHER, LOCK: bracket mtg 905631-8 (83179)	EA		6											
X2 0 01473		WIRE, SEAL: fire extinguisher 999-2915 (99539)	EA		1											
01474		GROUP 95 - GENERAL USE STANDARDIZED PARTS														
01475		9501 - BULK MATERIEL														
P 0 01476	4710-278-2184	TUBE, COPPER: 3/8 in. od, 0.031 in. wall thk	FT			*	*	*	*	*	*	10	10			
P 0 01477	4710-136-8523	TUBE, COPPER: 3/16 in. od	FT			*	*	*	*	*	*	10	10			
P F 01478	9505-199-7836	WIRE, STEEL	LB			*	*	*	*	*	*	10	10			
P H 01479	9505-198-9105	WIRE, STEEL, CARBON: 0.062 in. dia	CL						*	*	*	10	10			
P H 01480	9505-198-9104	WIRE, STEEL: oil pump screen	RL						*	*	*	10	10			
P 0 01481	4710-277-5524	TUBE, COPPER: 1/4 in. od. x .031 in. wall thickness	FT			*	*	*	*	*	*	10	10			

(1) SMR CODE	(2) FEDERAL STOCK NUMBER	(3) DESCRIPTION REFERENCE NO. & MFR. CODE	(4) UNIT OF ISSUE	(5) QTY INC IN UNIT	(6) QTY INC IN UNIT	(7) 30-DAY DS MAINT ALLOWANCE			(8) 30-DAY GS MAINT ALLOWANCE			(9) 1-YR ALW PER 100 EQUIP CNTGCTY	(10) DEPOT MAINT ALW PER 100 EQUIP	(11) ILLUS- TRATION		
						(a) 1-20	(b) 21-50	(c) 51-100	(a) 1-20	(b) 21-50	(c) 51-100			(a) FIG NO.	(b) ITEM NO.	
																USABLE ON CODE
01482		GROUP 99 - PARTS PECULIAR														
01483		9901 - MULTI-LISTED PARTS														
X2 0 01484	2910-306-1217	BALL JOINT A221898 (83179)	EA		2											
X2 0 01485	3040-978-2983	BALL JOINT A221376 (83179)	EA		2											
X2 0 01486		FILTER, AIR 200668 (00736)	EA		2											
X2 0 01487		BODY, AIR CLEANER 200668-156 (00736)	EA		2											
X2 0 01488		BOWL, AIR CLEANER 200146-860 (00736)	EA		2											
X2 0 01489		BRACKET: air cleaner mtg J350AA145 (00736)	EA		4											
P 0 01490	2940-225-4832	ELEMENT, AIR CLEANER 200146-07 (00736)	EA		2	*	*	2	*	*	2	6	200			
P 0 01491	5330-760-6122	PACKING, PREFORMED 200146-207 (00736)	EA		2	2	3	5	2	3	5	50	60			
X2 0 01492		PLATE, LOUVER 200146-115 (00736)	EA		2											
X2 0 01493		PRE-CLEANER, AIR CLEANER 200863 (00736)	EA		2											
X2 0 01494		RETAINER, ELEMENT B19333-267 (00736)	EA		2											
P 0 01495	6240-019-0877	LAMP, INCANDESCENT 190877 (00000)	EA		23	8	15	30	8	15	30	360	150			

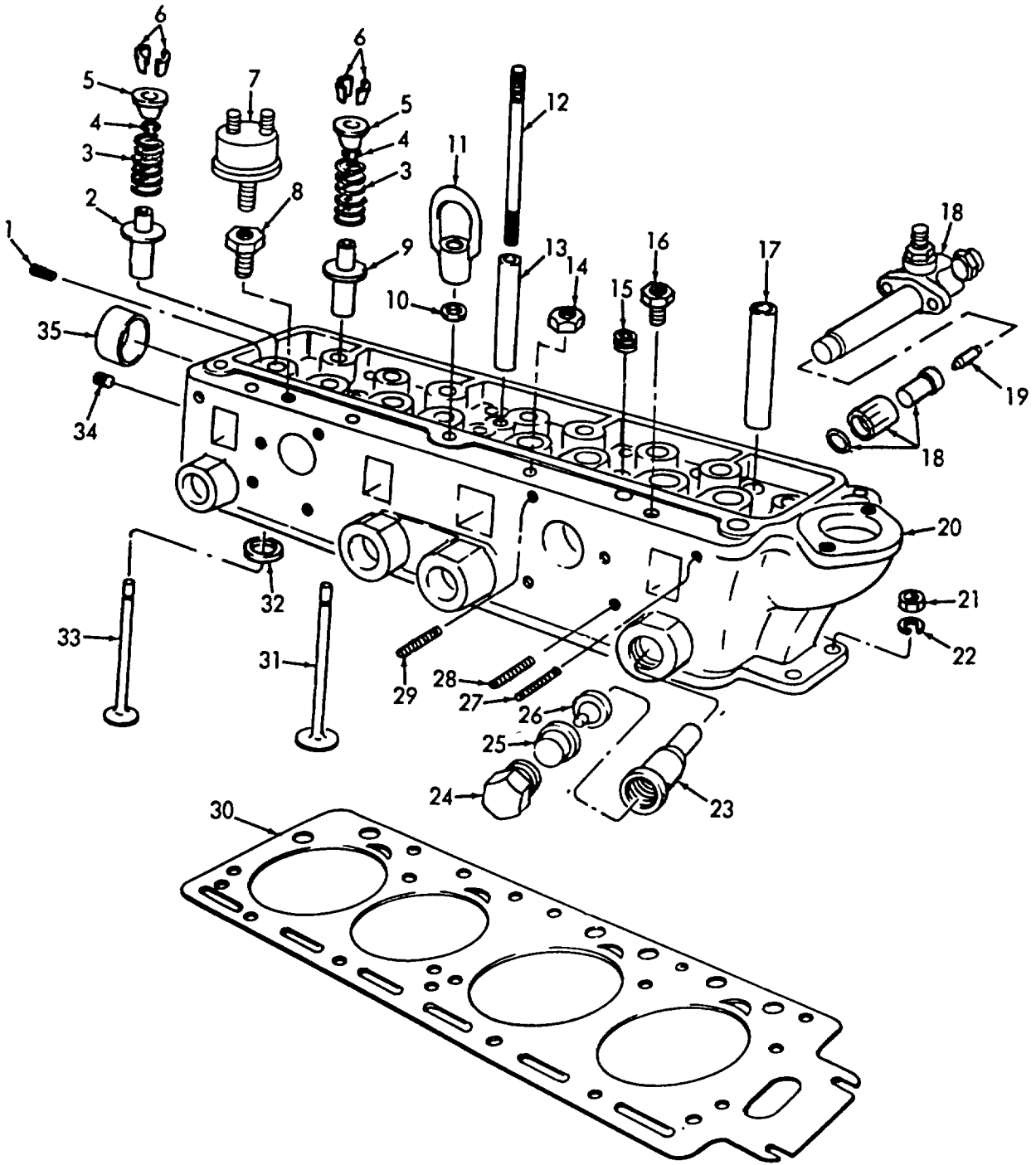


ME 4310-247-35P/1

Figure 1. Block.

INDEX TO PARTS, FIGURE 1

Reference Number	Functional Group	Item Name	Reference Number	Functional Group	Item Name
1	0101	SLEEVE	15	0101	PLUG
2	0101	PACKING	16	0101	STUD
3	0101	CYLINDER- CRANKCASE	17	0101	WASHER
4	0101	STUD	18	0101	BOLT
5	0101	PLUG	19	0101	PIN
6	0101	STUD	20	0302	SEAL
7	0101	STUD	21	0101	STUD
8	0101	STUD	22	0302	ADAPTER
9	0503	COCK	23	0302	PIN
10	0101	PLUG	24	0302	SHAFT
11	0101	PIN	25	0101	STUD
12	0101	PLUG	26	0101	STUD
13	0101	SUPPORT AY	27	0101	STUD
14	0101	STUD	28	0101	STUD
			29	0101	STUD

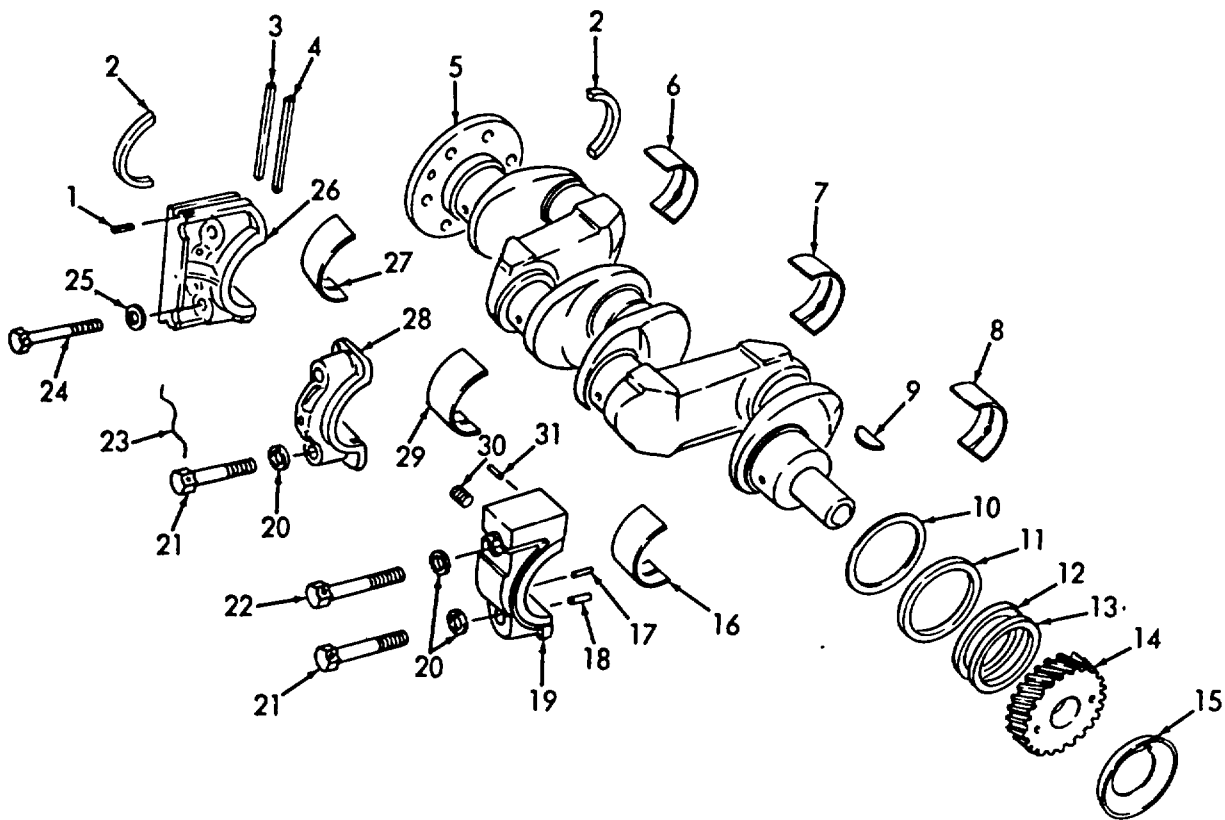


ME 4310-247-35P/2

Figure 2. Cylinder Head.

INDEX TO PARTS, FIGURE 2

Reference Number	Functional Group	Item Name	Reference Number	Functional Group	Item Name
1	0101	PLUG	19	0301	TIP
2	0105	GUIDE	20	0101	HEAD
3	0105	SPRING	21	0101	NUT
4	0105	RING	22	0101	WASHER
5	0105	SEAT	23	0101	BODY
6	0105	LOCK	24	0101	PLUG
7	0610	SWITCH	25	0101	RETAINER
8	0503	BUSHING	26	0101	CAP
9	0105	GUIDE	27	0101	STUD
10	0101	WASHER	28	0101	STUD
11	0100	BOLT	29	0101	STUD
12	0101	STUD	30	0101	GASKET
13	0105	SPACER	31	0105	VALVE
14	0101	NUT	32	0105	SEAT
15	0101	PLUG	33	0105	VALVE
16	4702	BUSHING	34	0101	PLUG
17	0101	GUIDE	35	0101	PLUG
18	0301	HOLDER			

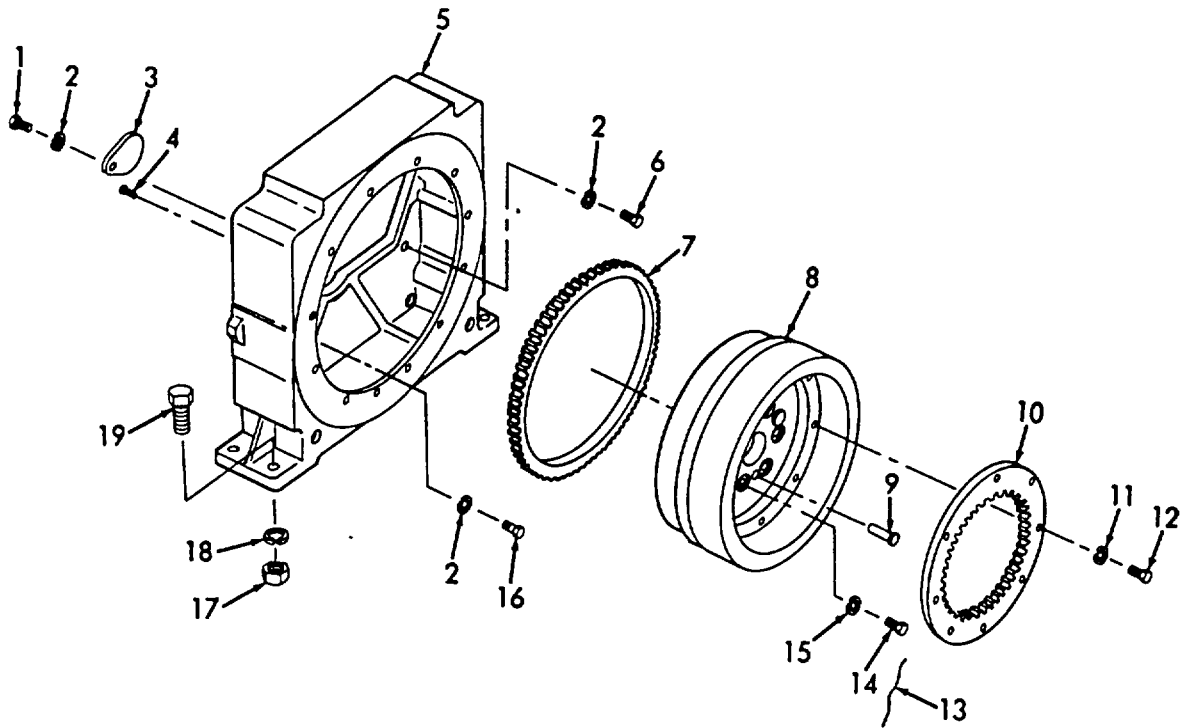


ME 4310-247-35P/3

Figure 3. Crankshaft.

INDEX TO PARTS, FIGURE 3

Reference Number	Functional Group	Item Name	Reference Number	Functional Group	Item Name
1	0101	DOWEL	17	0101	PIN
2	0102	SEAL	18	0101	PIN
3	0101	SEAL	19	0101	CAP
4	0101	SEAL	20	0101	WASHER
5	0102	CRANKSHAFT	21	0101	BOLT
6	0102	BEARING	22	0101	SCREW
7	0102	BEARING	23	0101	WIRE
8	0102	BEARING	24	0101	SCREW
9	0102	KEY	25	0101	WASHER
10	0102	WASHER	26	0101	CAP
11	0102	WASHER	27	0102	BEARING
12	0102	SHIM	28	0101	CAP
13	0102	SHIM	29	0102	BEARING
14	0105	GEAR	30	0101	PLUG
15	0102	DEFLECTOR	31	0101	BUSHING
16	0102	BEARING			

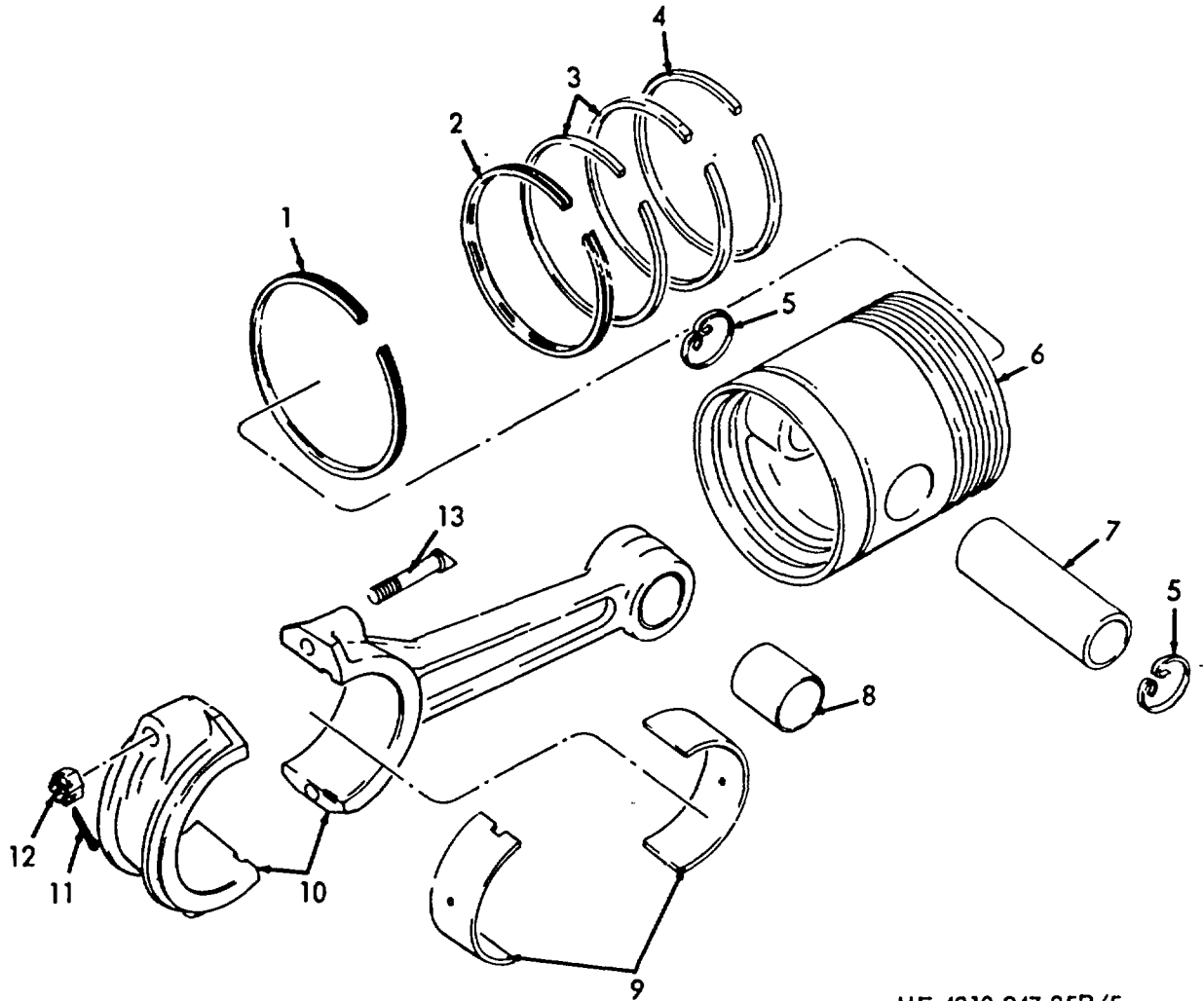


ME 4310-247-35P/4

Figure 4. Flywheel and Housing.

INDEX TO PARTS, FIGURE 4

Reference Number	Functional Group	Item Name	Reference Number	Functional Group	Item Name
1	0103	SCREW	11	5007	WASHER
2	0103	WASHER	12	5007	SCREW
3	0103	COVER	13	0103	WIRE
4	0103	SCREW	14	0103	BOLT
5	0103	HOUSING	15	0103	WASHER
6	0103	SCREW	16	0103	SCREW
7	0103	GEAR	17	0100	NUT
8	0103	FLYWHEEL	18	0100	WASHER
9	0103	DOWEL	19	0100	SCREW
10	5007	RING			

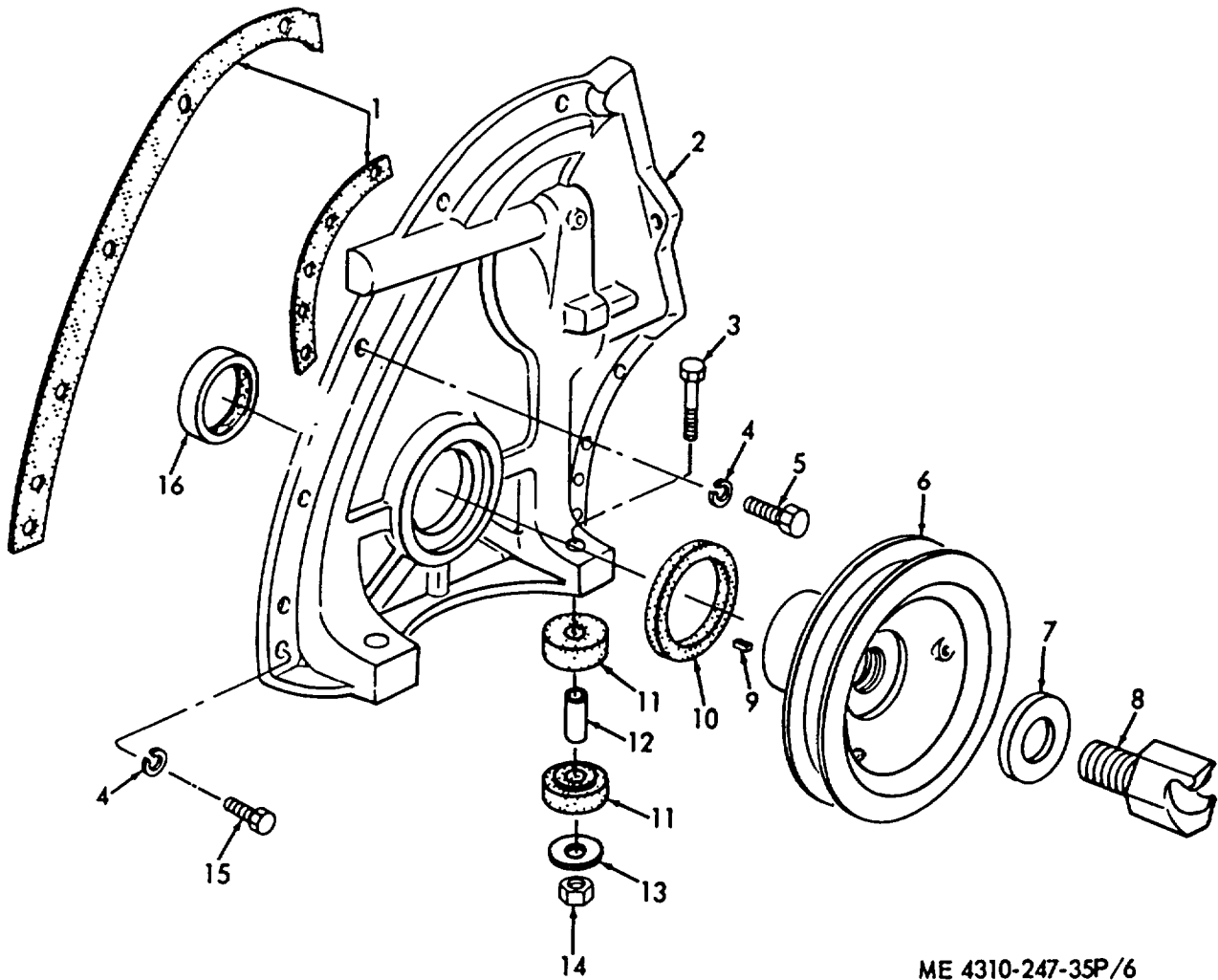


ME 4310-247-35P/5

Figure 5. Piston and Connecting Rod.

INDEX TO PARTS, FIGURE 5

Reference Number	Functional Group	Item Name	Reference Number	Functional Group	Item Name
1	0104	RING	8	0104	BUSHING
2	0104	RING	9	0104	BEARING
3	0104	RING	10	0104	ROD
4	0104	RING	11	0104	PIN
5	0104	RING	12	0104	NUT
6	0104	PISTON	13	0104	BOLT
7	0104	PIN			

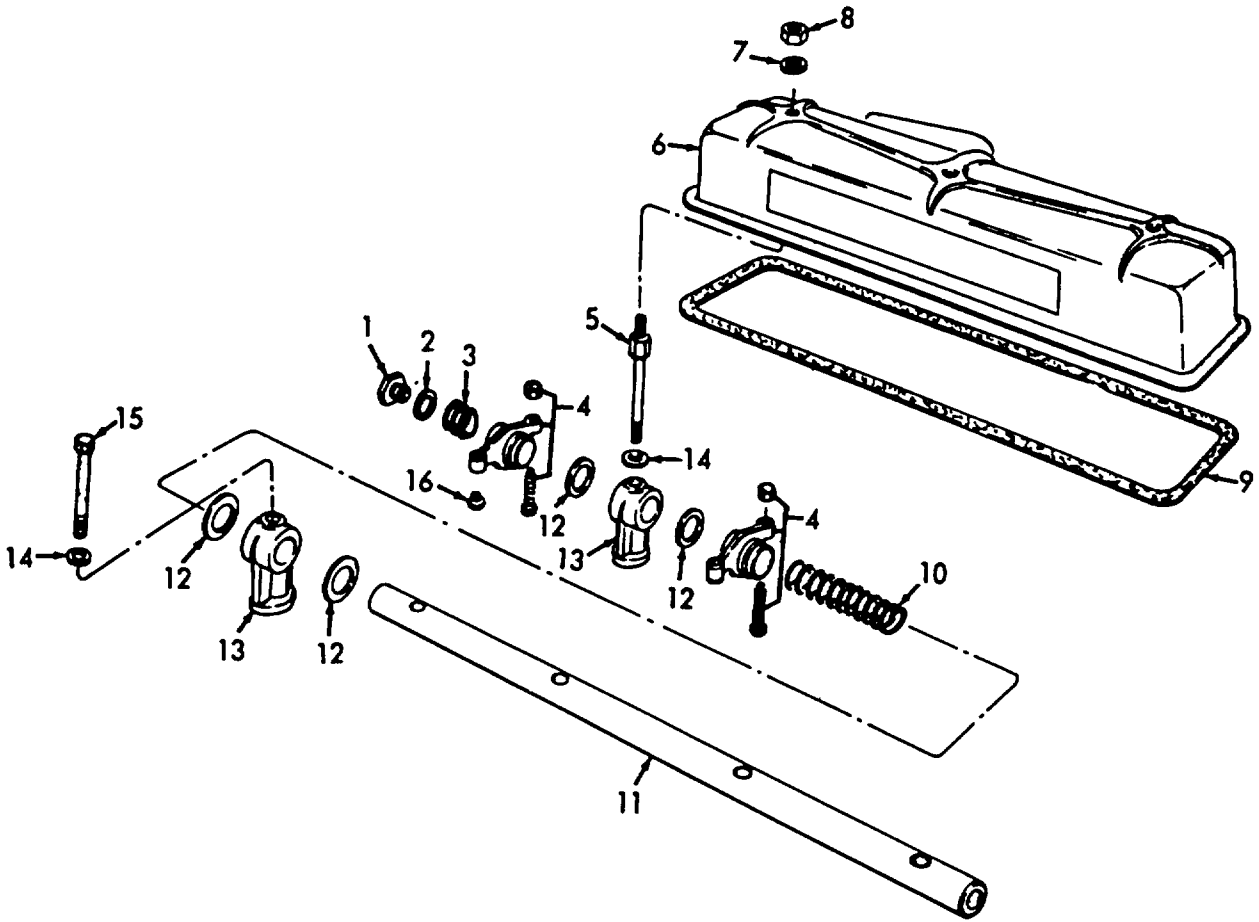


ME 4310-247-35P/6

Figure 6. Timing Gear Cover.

INDEX TO PARTS, FIGURE 6

Reference Number	Functional Group	Item Name	Reference Number	Functional Group	Item Name
1	0105	GASKET	9	0102	PLUG
2	0105	COVER	10	0102	WASHER
3	0100	SCREW	11	0100	MOUNT RESILIENT
4	0105	WASHER	12	0100	BUSHING
5	0105	SCREW	13	0100	WASHER
6	0102	PULLEY	14	0100	NUT
7	0102	WASHER	15	0105	SCREW
8	0102	JAW	16	0102	SEAL

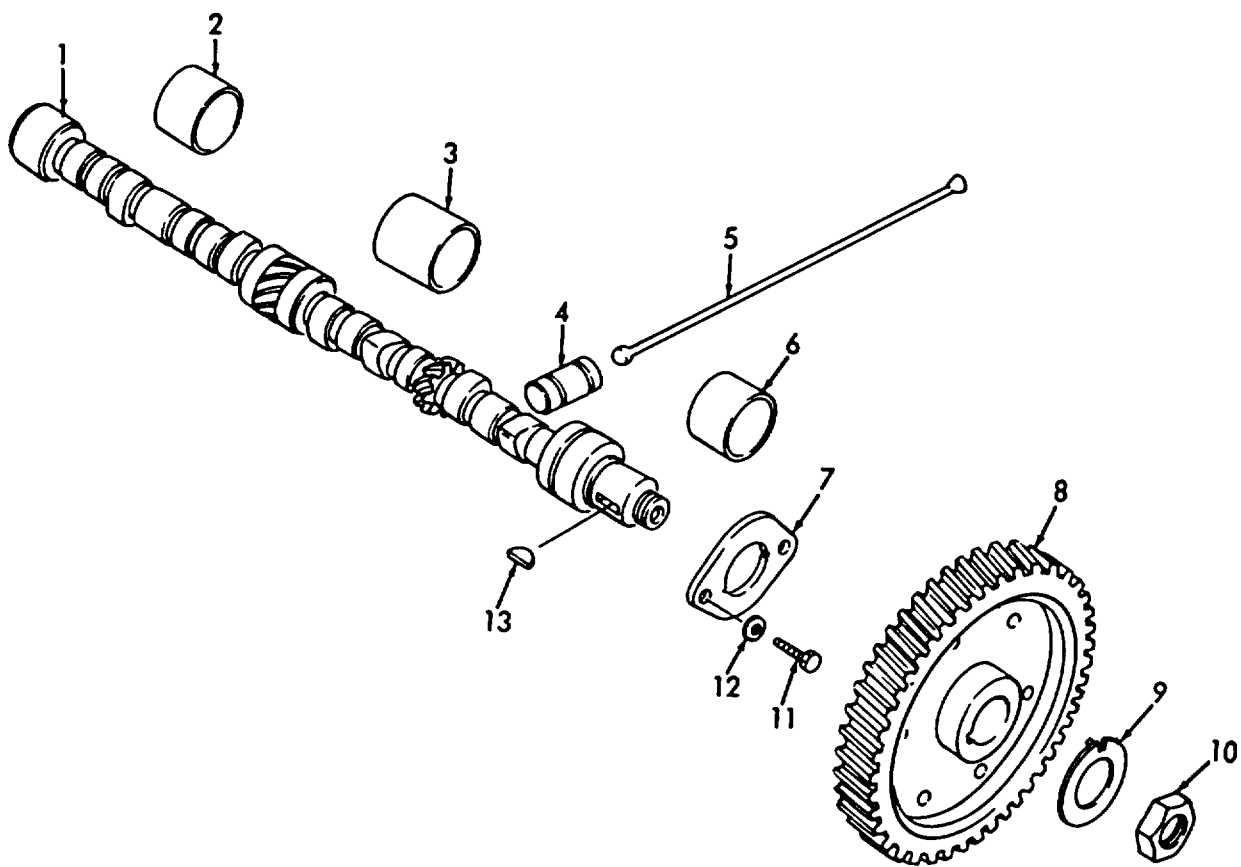


ME 4310-247-35P/7

Figure 7. Rocker Arm and Shaft.

INDEX TO PARTS, FIGURE 7

Reference Number	Functional Group	Item Name	Reference Number	Functional Group	Item Name
1	0105	PLUG	9	0105	GASKET
2	0105	GASKET	10	0105	SPRING
3	0105	SPRING	11	0105	SHAFT
4	0105	ROCKER ARM	12	0105	SPACER
5	0105	SCREW	13	0105	SUPPORT
6	0105	COVER	14	0105	WASHER
7	0105	GASKET	15	0105	SCREW
8	0105	NUT	16	0105	SOCKET

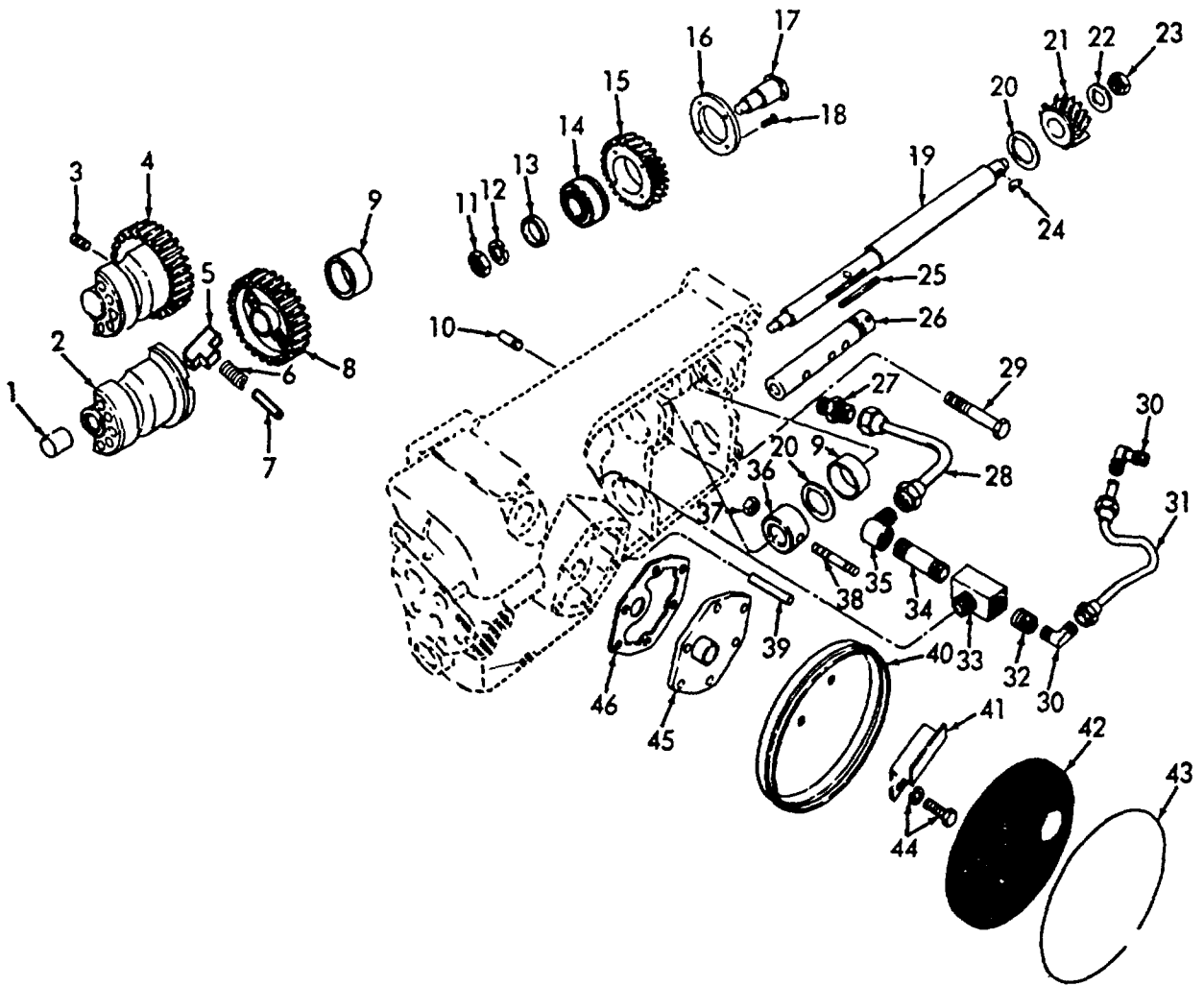


ME 4310-247-35P/8

Figure 8. Camshaft.

INDEX TO PARTS, FIGURE 8

Reference Number	Functional Group	Item Name	Reference Number	Functional Group	Item Name
1	0105	CAMSHAFT	8	0105	GEAR
2	0105	BUSHING	9	0105	WASHER-KEY
3	0105	BUSHING	10	0105	NUT
4	0105	TAPPET	11	0105	SCREW
5	0105	ROD	12	0105	WASHER
6	0105	BUSHING	13	0105	KEY
7	0105	PLATE			



ME 4310-247-35P/9

Figure 9. Oil Pump.

INDEX TO PARTS, FIGURE 9

Reference Number	Functional Group	Item Name	Reference Number	Functional Group	Item Name
1	0106	BUSHING	24	0106	KEY
2	0106	COUNTERWEIGHT	25	0106	KEY
3	0106	SETSCREW	26	0106	SHAFT
4	0106	GEAR	27	0106	CONNECTOR
5	0106	SEAT	28	0106	TUBE AY
6	0106	SPRING	29	0106	SCREW
7	0106	BUMPER	30	0106	ELBOW
8	0106	GEAR	31	0106	TUBE AY
9	0106	BUSHING	32	0106	BUSHING
10	0106	DOWEL	33	0106	TEE
11	0106	NUT	34	0106	NIPPLE
12	0106	WASHER	35	0106	ELBOW
13	0106	SPACER	36	0106	COLLAR
14	0106	BEARING	37	0106	NUT
15	0106	GEAR	38	0106	PIN
16	0106	PLATE	39	0106	PIN
17	0106	GEAR	40	0106	FRAME
18	0106	SCREW	41	0106	SPACER
19	0106	SHAFT AY	42	0106	SCREEN
20	0106	WASHER	43	0106	WIRE
21	0106	GEAR	44	0106	SCREW
22	0106	NUT	45	0106	COVER
23	0106	NUT	46	0106	GASKET

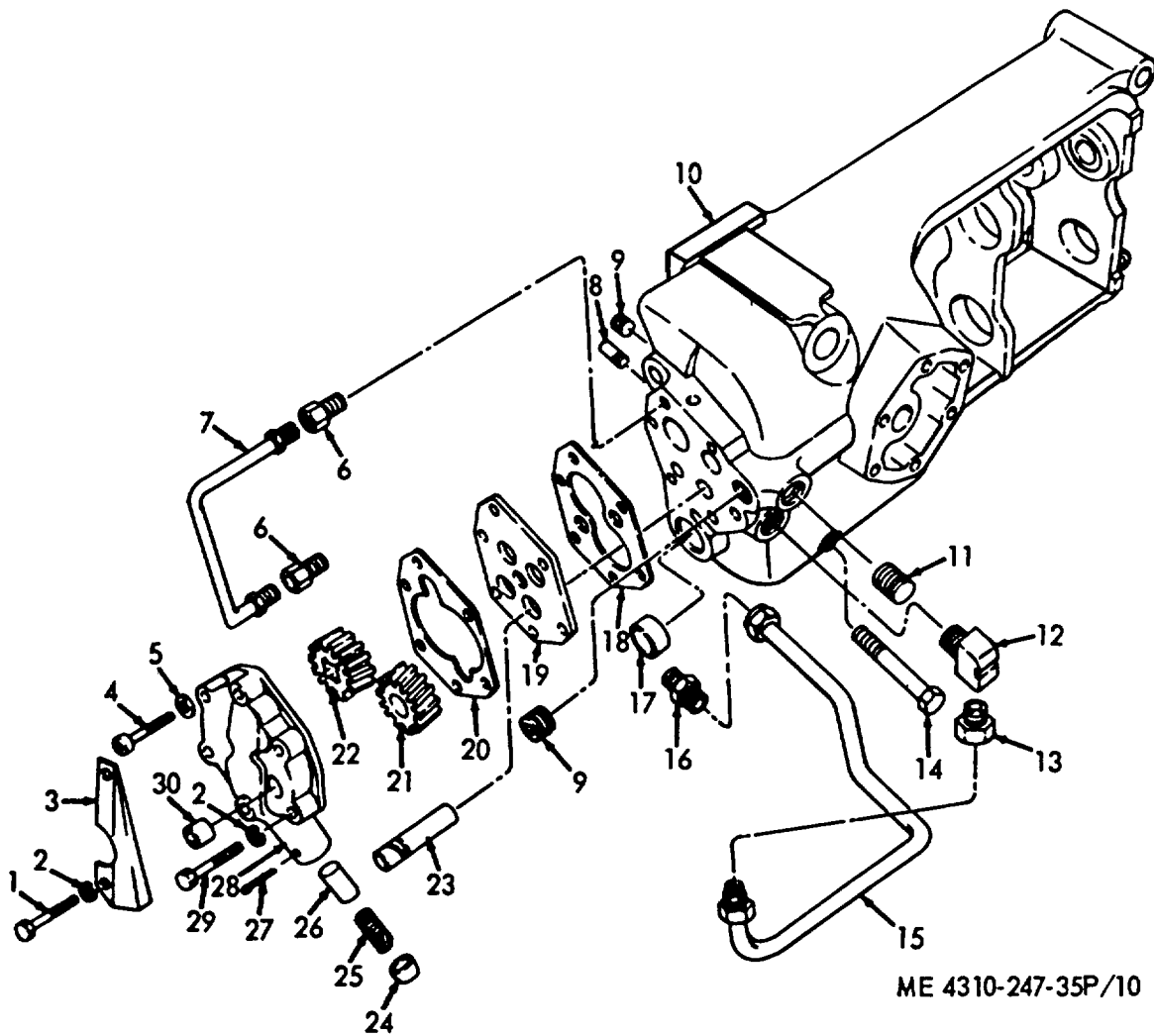
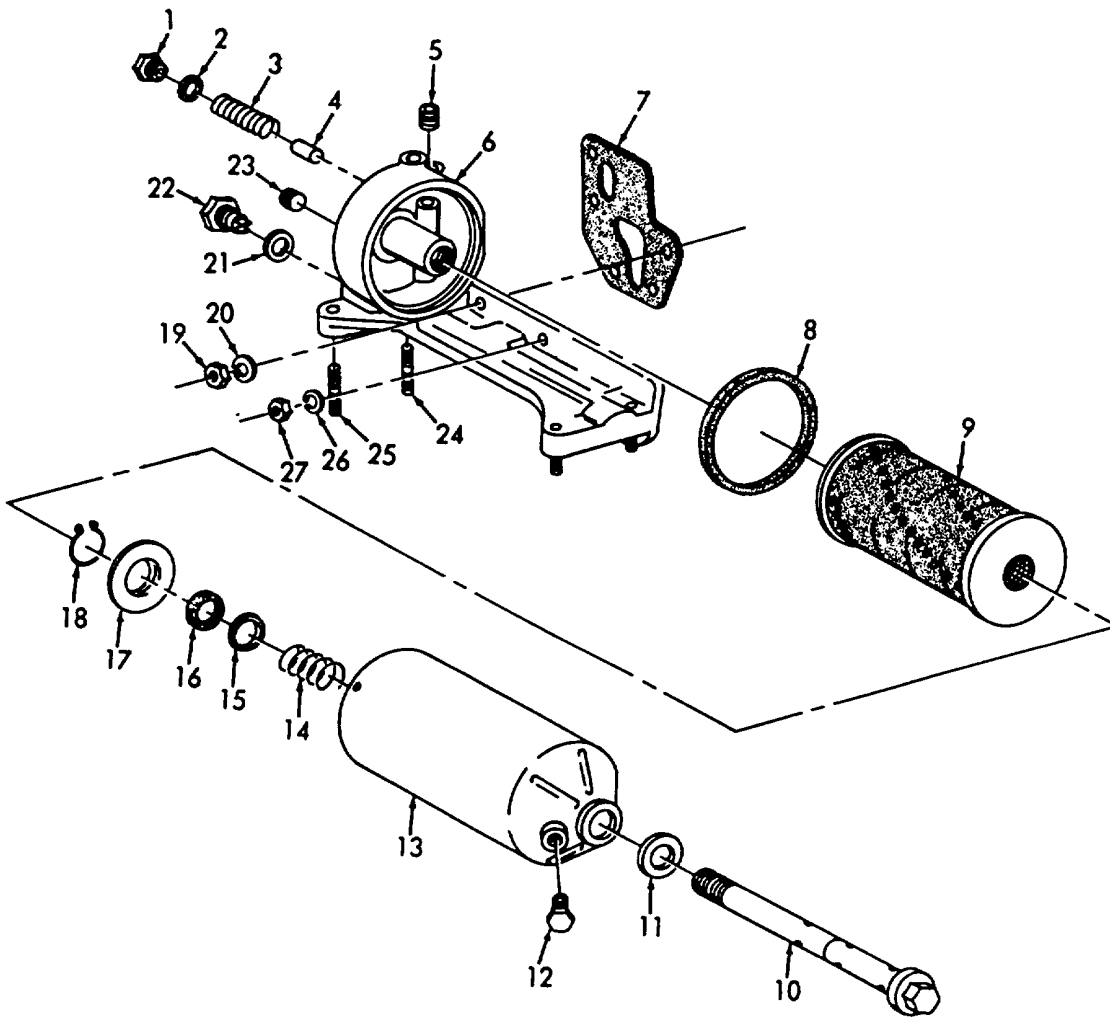


Figure 10. Oil Pump.

INDEX TO PARTS, FIGURE 10

Reference Number	Functional Group	Item Name	Reference Number	Functional Group	Item Name
1	0106	SCREW	16	0106	CONNECTOR
2	0106	WASHER	17	0106	BUSHING
3	0106	SHIELD	18	0106	GASKET
4	0106	SCREW	19	0106	COVER
5	0106	WASHER	20	0106	GASKET
6	0106	ADAPTER	21	0106	GEAR
7	0106	TUBE AY	22	0106	GEAR
8	0106	PIN	23	0106	STUD
9	0106	PLUG	24	0106	RETAINER
10	0106	HOUSING	25	0106	SPRING
11	0106	PLUG	26	0106	VALVE
12	0106	ELBOW	27	0106	PIN
13	0106	ADAPTER	28	0106	BODY
14	0106	SCREW	29	0106	SCREW
15	0106	TUBE AY	30	0106	BUSHING

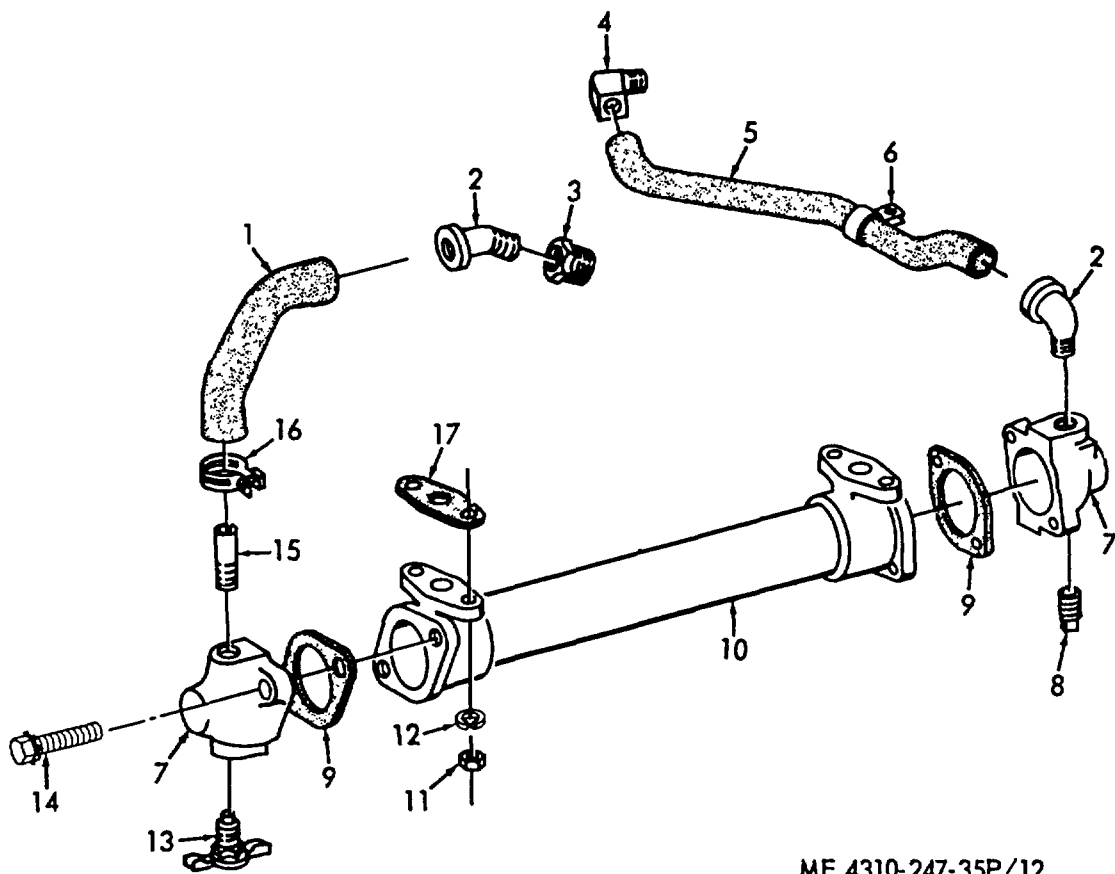


ME 4310-247-35P/11

Figure 11. Engine Oil Filter.

INDEX TO PARTS, FIGURE 11

Reference Number	Functional Group	Item Name	Reference Number	Functional Group	Item Name
1	0106	PLUG	15	0106	SPACER
2	0106	GASKET	16	0106	SEAL
3	0106	SPRING	17	0106	ADAPTER
4	0106	VALVE	18	0106	RING
5	0106	PLUG	19	0106	NUT
6	0106	BASE	20	0106	WASHER
7	0106	GASKET	21	0106	PLUG
8	0106	WASHER	22	0106	PLUG
9	0106	FILTER ELEMENT	23	0106	GASKET
10	0106	BOLT	24	0106	STUD
11	0106	DYNA-SEAL	25	0106	STUD
12	0106	PLUG	26	0106	WASHER
13	0106	BODY AY	27	0106	NUT
14	0106	SPRING			



ME 4310-247-35P/12

Figure 12. Engine Oil Cooler.

INDEX TO PARTS, FIGURE 12

Reference Number	Functional Group	Item Name	Reference Number	Functional Group	Item Name
1	0106	HOSE	10	0106	COOLER
2	0106	ELBOW	11	0106	NUT
3	0106	BUSHING	12	0106	WASHER
4	0106	ELBOW	13	0106	COCK
5	0106	HOSE	14	0106	SCREW-WASHER
6	0106	CLIP	15	0106	NIPPLE
7	0106	ELBOW	16	0106	CLAMP
8	0106	PLUG	17	0106	GASKET
9	0106	GASKET			

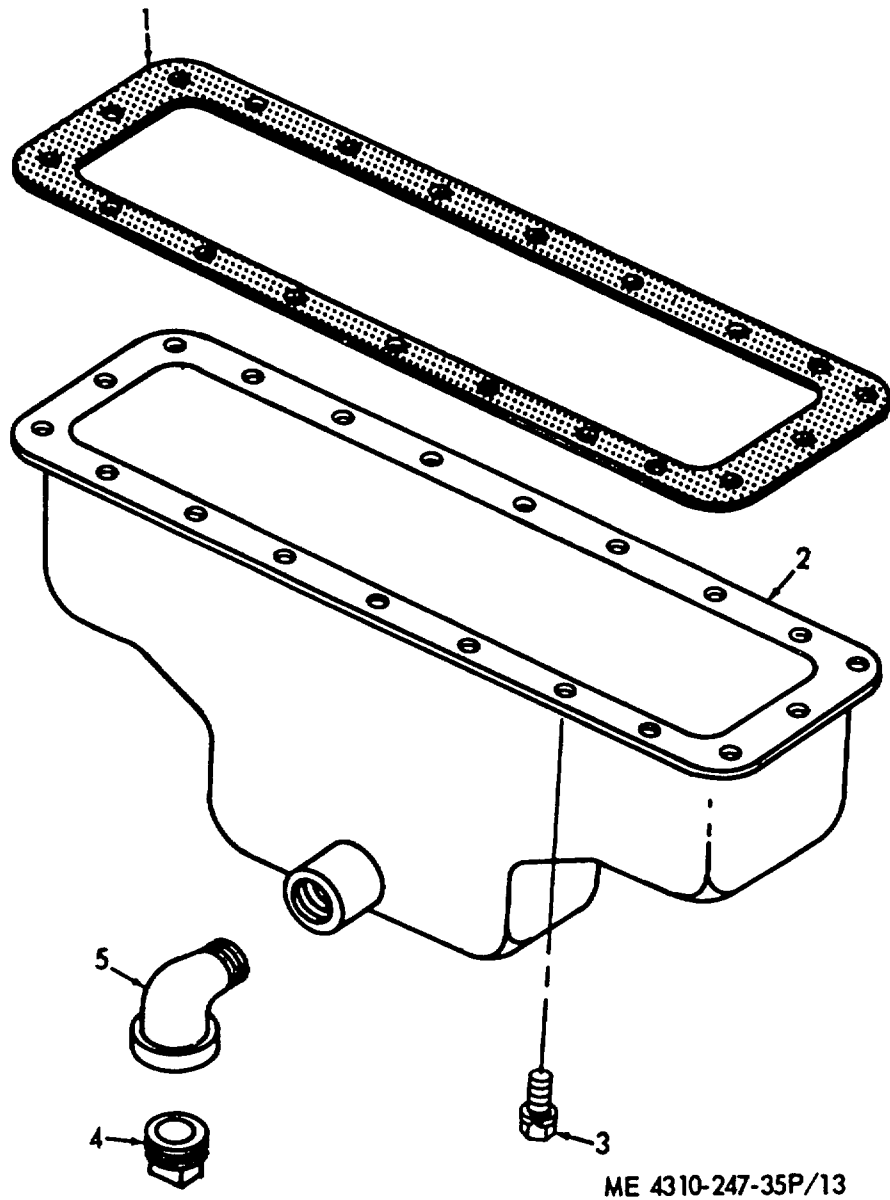
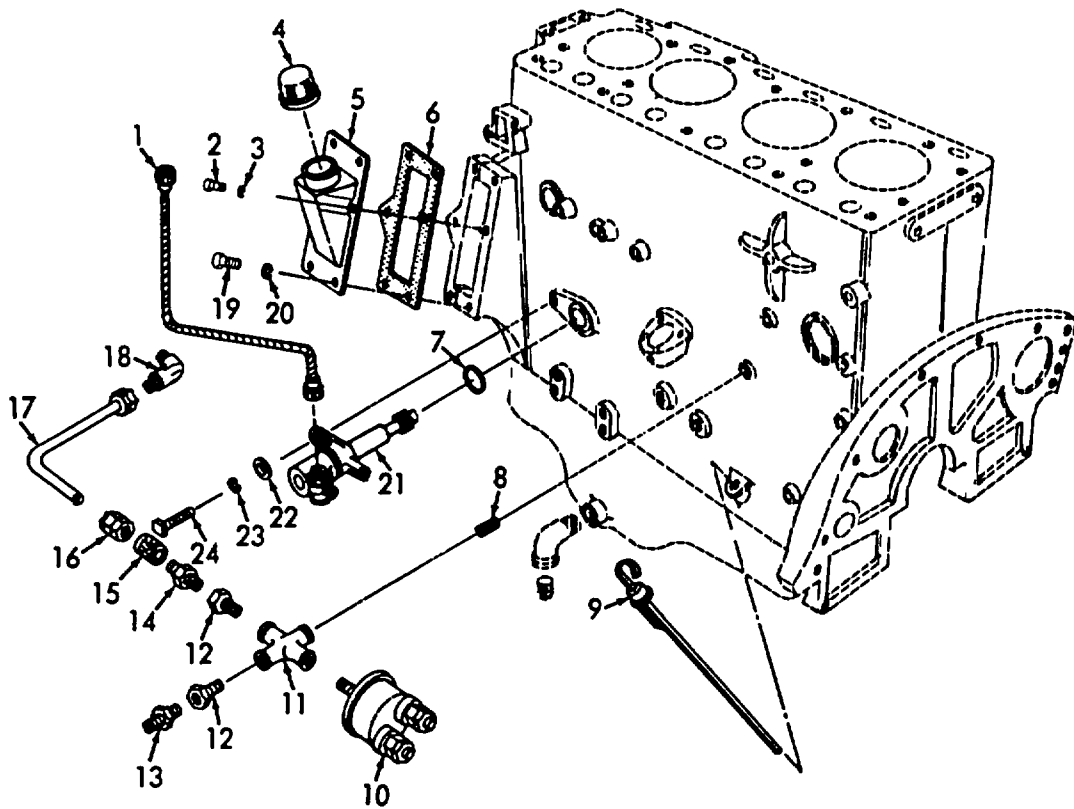


Figure 13. Oil Pan.

INDEX TO PARTS, FIGURE 13

Reference Number	Functional Group	Item Name	Reference Number	Functional Group	Item Name
1	0106	GASKET	4	0106	PLUG
2	0106	PAN	5	0106	ELBOW
3	0106	SCREW ASMBLD WASHER			

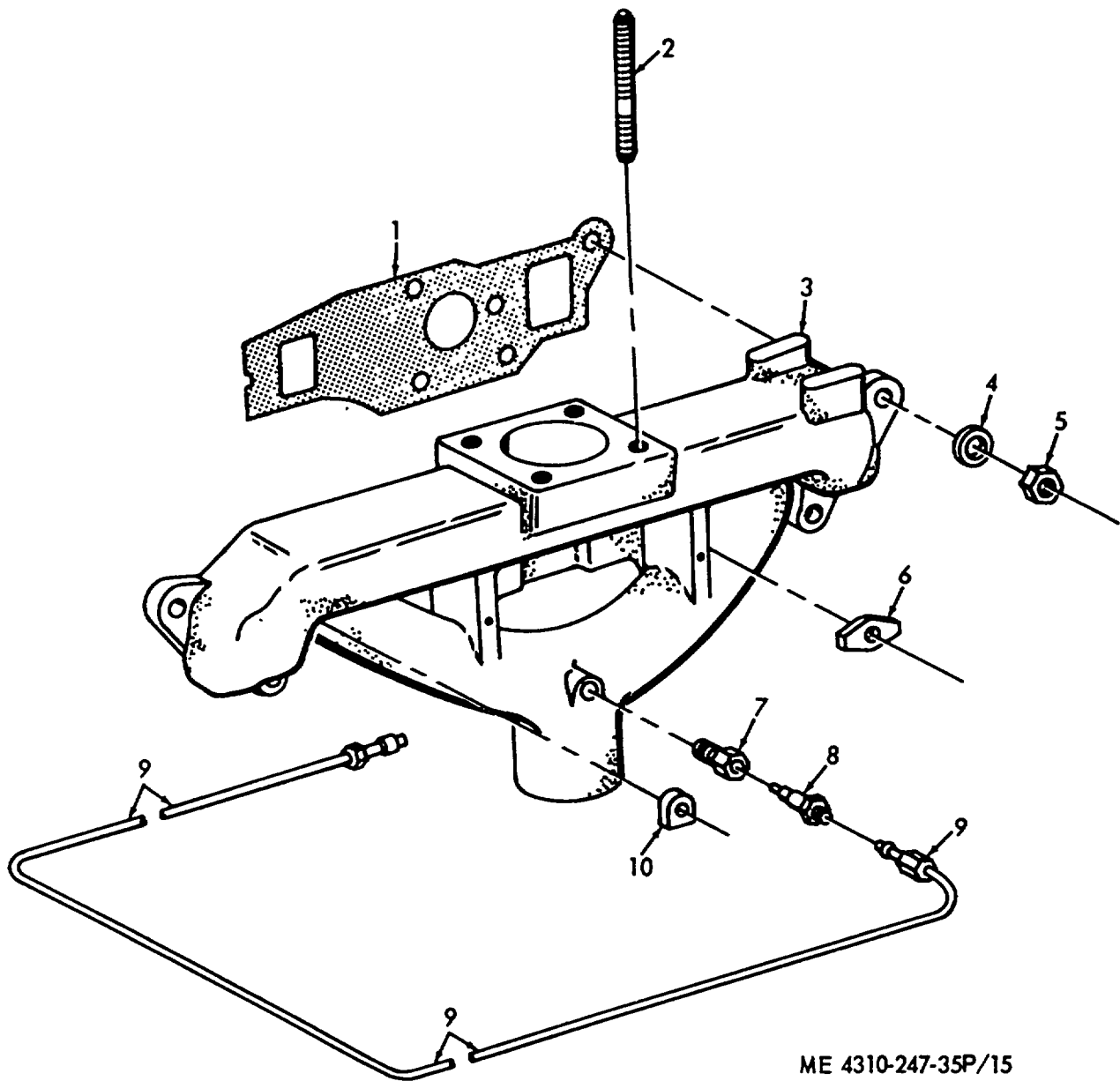


ME 4310-247-35P/14

Figure 14. Oil Filler Cap, Dipstick, Lines and Fittings.

INDEX TO PARTS, FIGURE 14

Reference Number	Functional Group	Item Name	Reference Number	Functional Group	Item Name
1	4703	SHAFT	13	0106	ADAPTER
2	0106	SCREW	14	0106	ADAPTER
3	0106	WASHER	15	0106	SLEEVE
4	0106	CAP	16	0106	NUT
5	0106	LID AY	17	0106	TUBE AY
6	0106	GASKET	18	0106	ELBOW
7	4703	PACKING	19	0106	BOLT
8	0106	NIPPLE	20	0106	WASHER
9	0106	GAGE	21	4703	ADAPTER
10	0610	SWITCH	22	4703	WASHER
11	0106	CROSS	23	4703	WASHER
12	0106	BUSHING	24	4703	SCREW

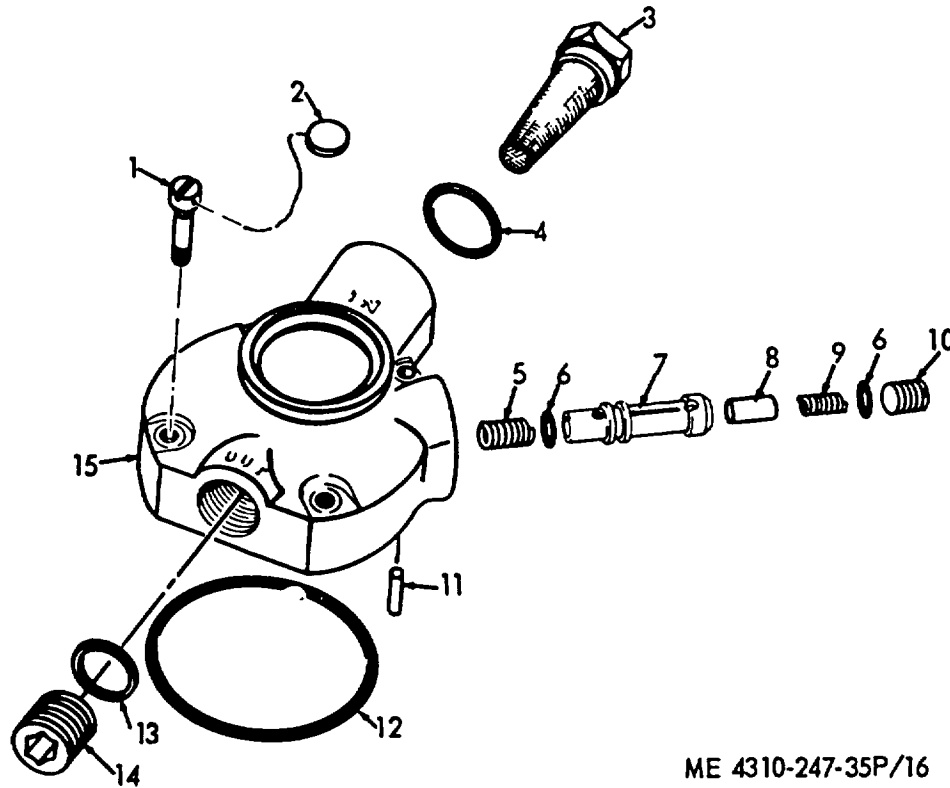


ME 4310-247-35P/15

Figure 15. Manifold.

INDEX TO PARTS, FIGURE 15

Reference Number	Functional Group	Item Name	Reference Number	Functional Group	Item Name
1	0108	GASKET	6	0108	CLAMP
2	0108	STUD	7	0311	BUSHING
3	0108	MANIFOLD	8	0311	FITTING
4	0108	WASHER	9	0311	TUBE AY
5	0108	NUT	10	0108	WASHER

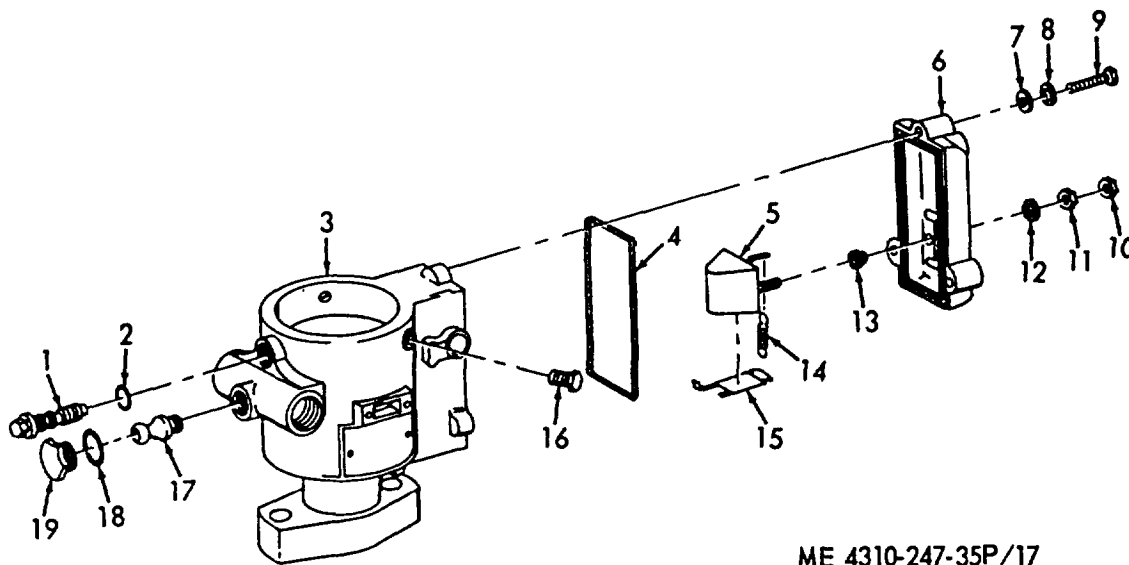


ME 4310-247-35P/16

Figure 16. Fuel Pump End Cover.

INDEX TO PARTS, FIGURE 16

Reference Number	Functional Group	Item Name	Reference Number	Functional Group	Item Name
1	0302	SCREW	9	0302	SPRING
2	0302	LEAD	10	0302	PLUG
3	0302	FILTER	11	0302	PIN
4	0302	PACKING	12	0302	PACKING
5	0302	SPRING	13	0302	SEAL
6	0302	PACKING	14	0302	PLUG
7	0302	BUSHING	15	0302	PLATE
8	0302	PISTON			

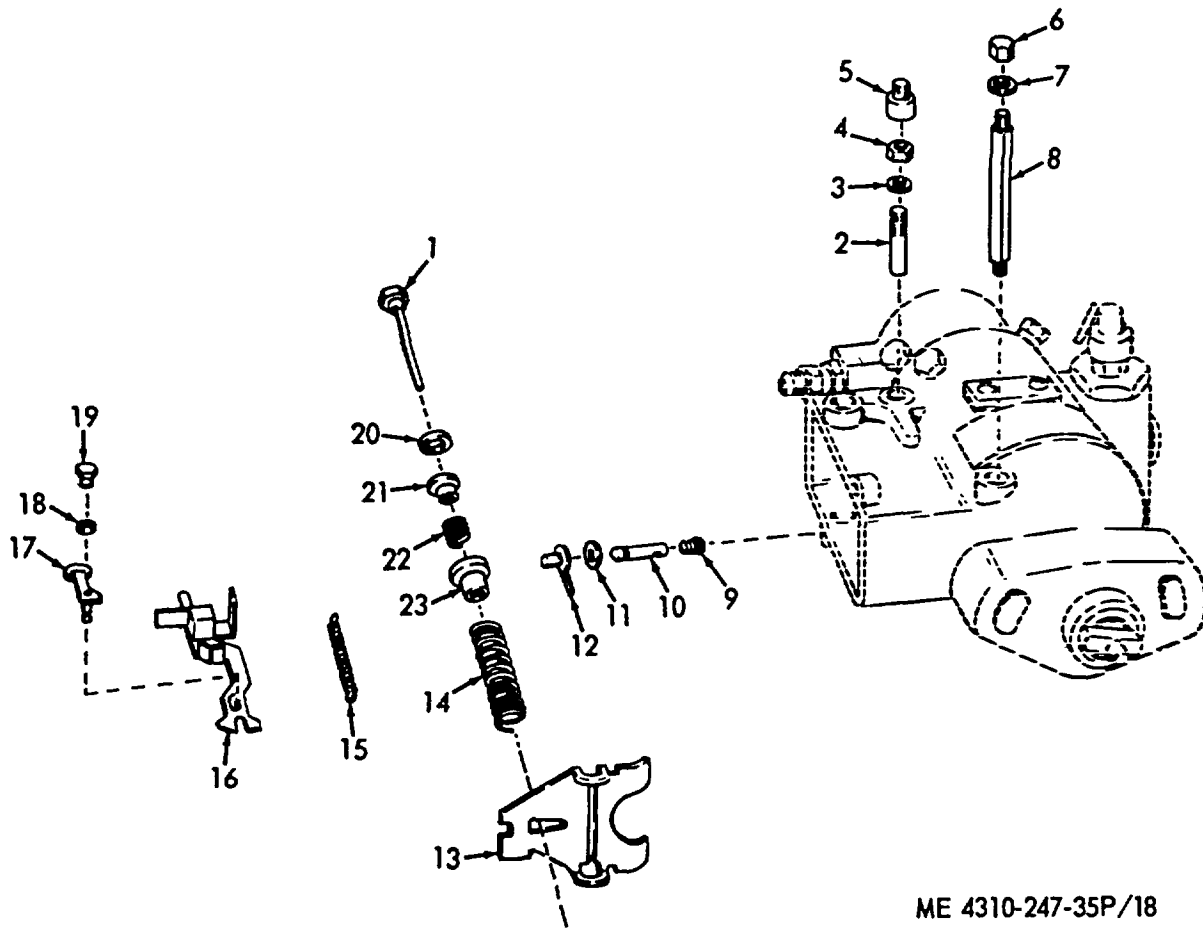


ME 4310-247-35P/17

Figure 17. Fuel Pump Solenoid and Cover.

INDEX TO PARTS, FIGURE 17

Reference Number	Functional Group	Item Name	Reference Number	Functional Group	Item Name
1	0302	SCREW AY	11	0302	NUT
2	0302	PACKING	12	0302	WASHER
3	0302	HOUSING AY	13	0302	TUBE
4	0302	GASKET	14	0302	SPRING
5	0302	SOLENOID	15	0302	ARM
6	0302	COVER	16	0302	BOLT
7	0302	WASHER	17	0302	SCREW
8	0302	WASHER	18	0302	PACKING
9	0302	SCREW	19	0302	PLUG
10	0302	NUT			



ME 4310-247-35P/18

Figure 18. Fuel Pump Governor Linkage.

INDEX TO PARTS, FIGURE 18

Reference Number	Functional Group	Item Name	Reference Number	Functional Group	Item Name
1	0302	STUD	13	0302	ARM
2	0302	SETSCREW	14	0302	SPRING
3	0302	PACKING	15	0302	SPRING
4	0302	NUT	16	0302	HOOK
5	0302	CAP	17	0302	LINK AY
6	0302	NUT	18	0302	WASHER
7	0302	PACKING	19	0302	SCREW
8	0302	SHAFT	20	0302	WASHER
9	0302	SPRING	21	0302	GUIDE
10	0302	VALVE	22	0302	SPRING
11	0302	WASHER	23	0302	RETAINER
12	0302	ARM AY			

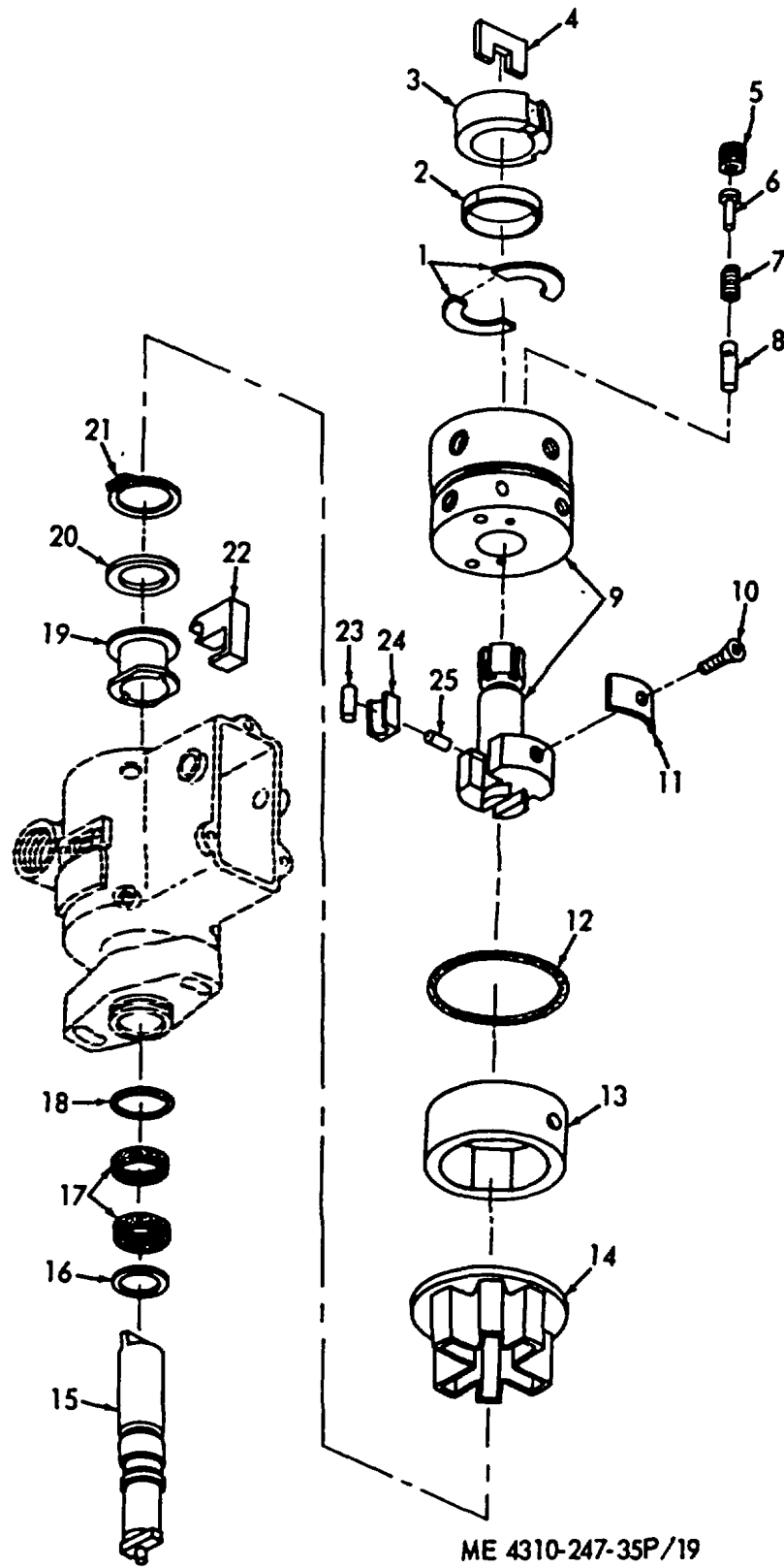
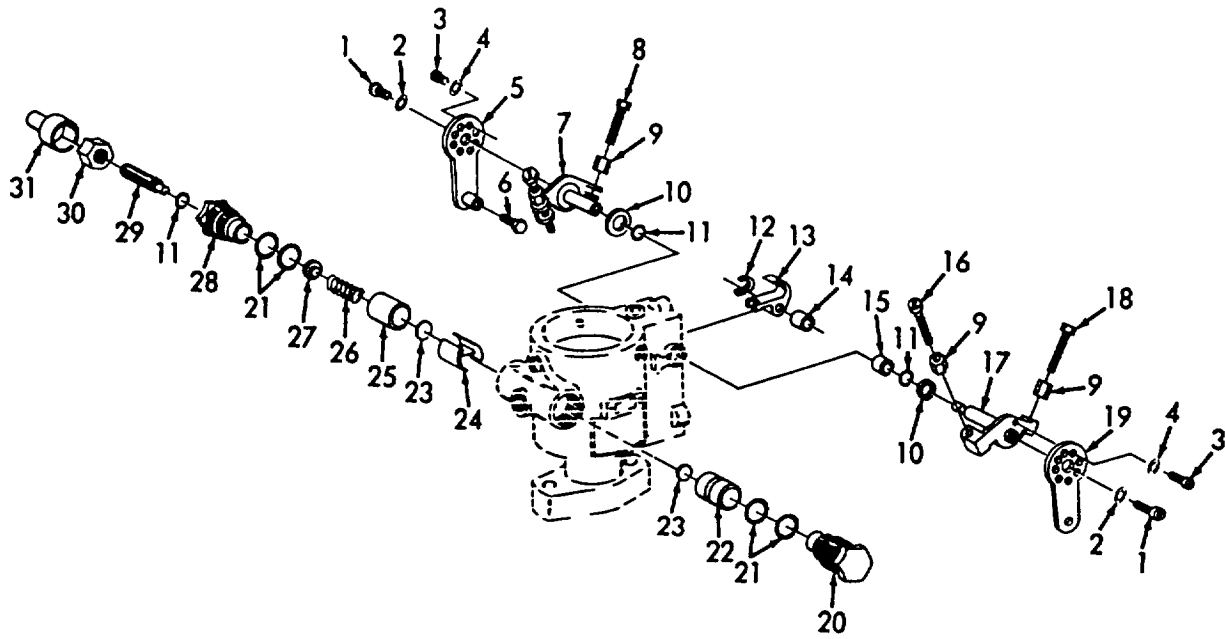


Figure 19. Fuel Pump Cam, Governor and Drive Shaft.

INDEX TO PARTS, FIGURE 19

Reference Number	Functional Group	Item Name	Reference Number	Functional Group	Item Name
1	0302	RETAINER	14	0302	RETAINER
2	0302	RING	15	0302	SHAFT
3	0302	LINER	16	0302	WASHER
4	0302	BLADE	17	0302	SEAL
5	0302	SCREW	18	0302	RING
6	0302	STOP	19	0302	SLEEVE
7	0302	SPRING	20	0302	WASHER
8	0302	VALVE	21	0302	RING
9	0302	HEAD-ROTOR AY	22	0302	WEIGHT
10	0302	SCREW	23	0302	ROLLER
11	0302	SPRING	24	0302	SHOE
12	0302	PACKING	25	0302	PLUNGER
13	0302	RING			

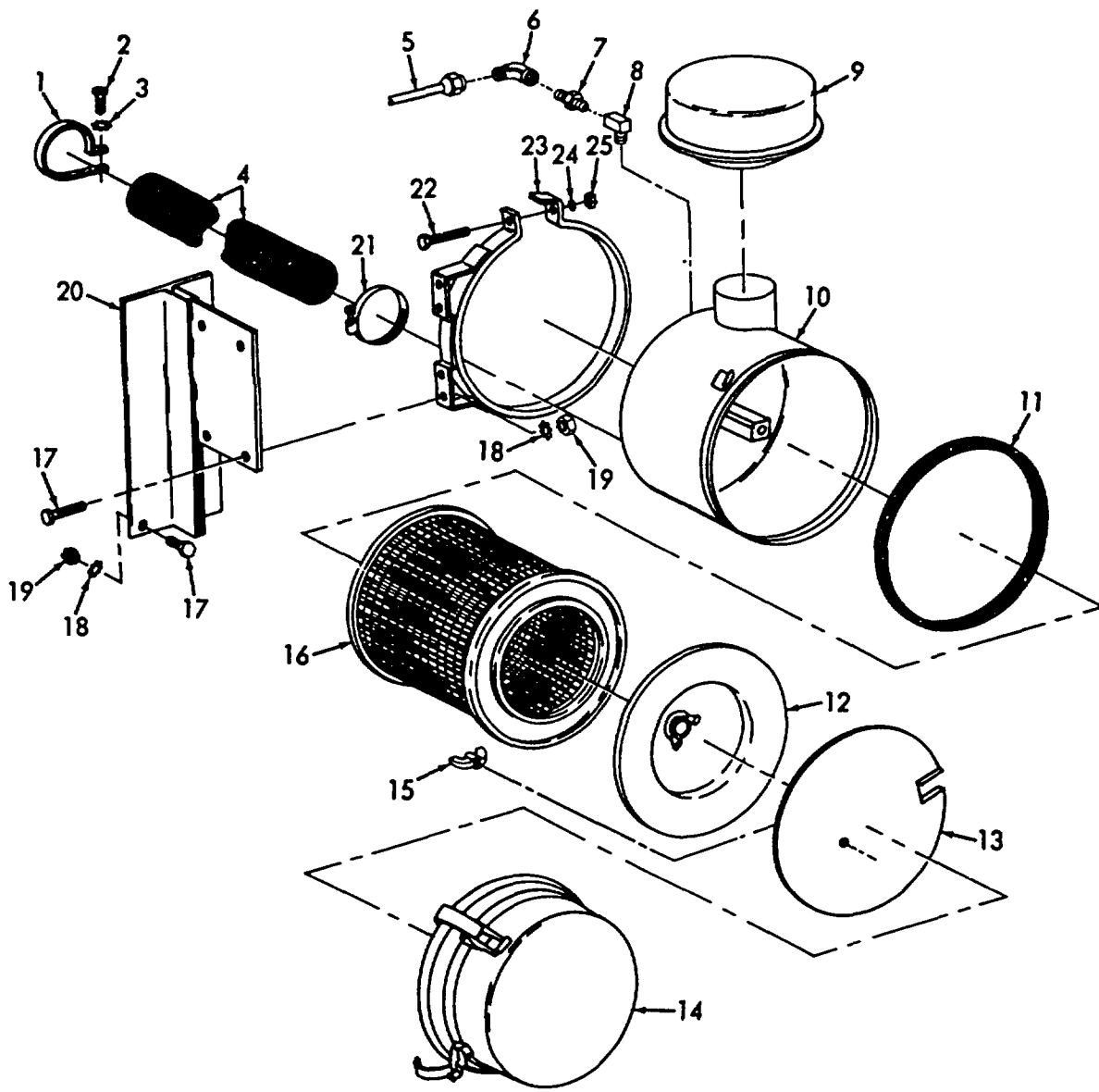


ME 4310-247-35P/20

Figure 20. Fuel Pump Linkage.

INDEX TO PARTS, FIGURE 20

Reference Number	Functional Group	Item Name	Reference Number	Functional Group	Item Name
1	0302	SCREW	17	0302	SHAFT AY
2	0302	WASHER	18	0302	SCREW
3	0302	SCREW	19	0302	LEVER
4	0302	WASHER	20	0302	PLUG
5	0302	ARM AY	21	0302	PACKING
6	0302	SCREW	22	0302	PISTON
7	0302	SHAFT AY	23	0302	WASHER
8	0302	SCREW	24	0302	RETAINER
9	0302	NUT	25	0302	PISTON
10	0302	WASHER	26	0302	SPRING
11	0302	PACKING	27	0302	SEAT
12	0302	CAM	28	0302	PLUG
13	0302	LEVER	29	0302	SCREW
14	0302	SPACER	30	0302	NUT
15	0302	BUSHING	31	0302	CAP
16	0302	SCREW			

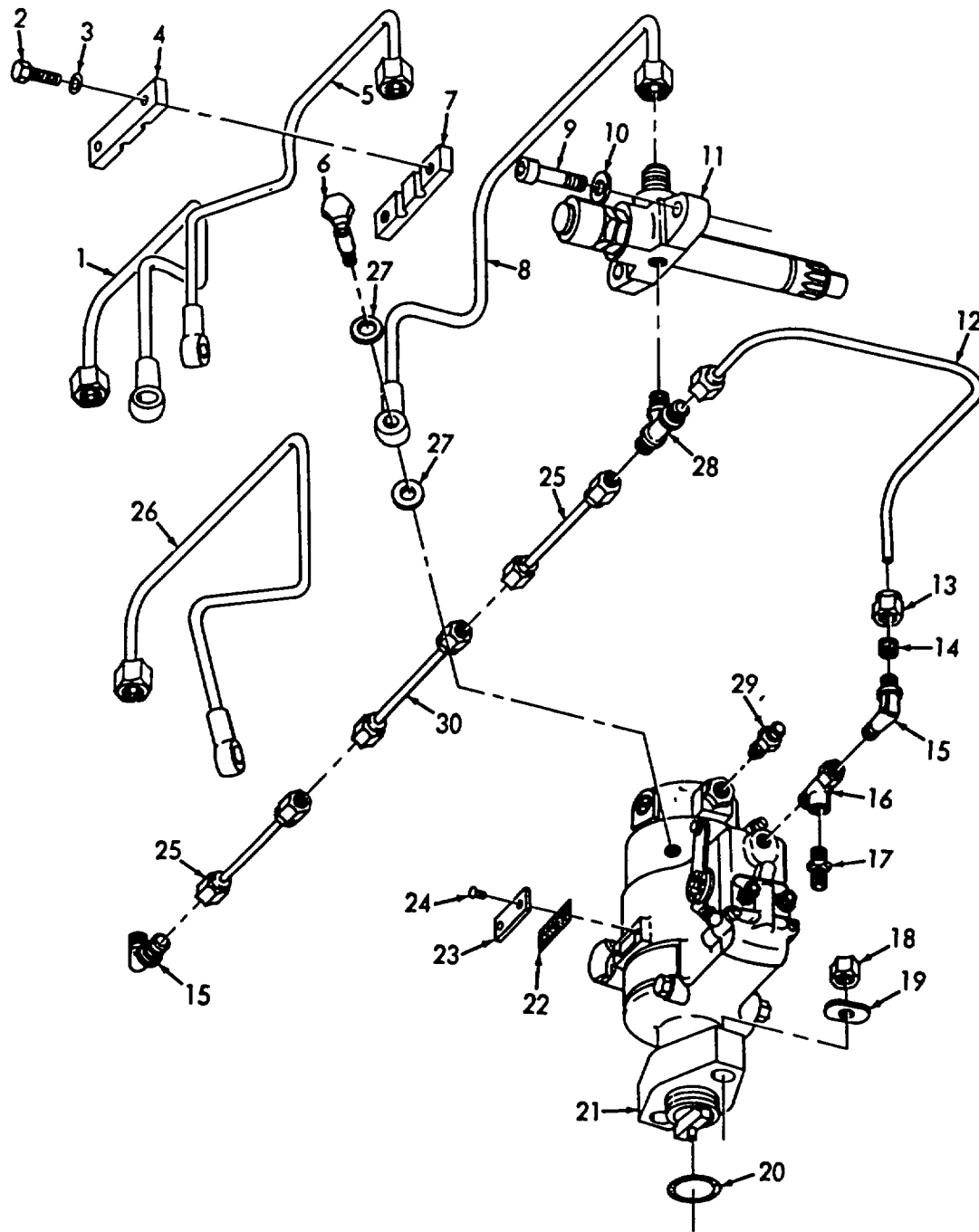


ME 4310-247-35P/21

Figure 21. Air Cleaner.

INDEX TO PARTS, FIGURE 21

Reference Number	Functional Group	Item Name	Reference Number	Functional Group	Item Name
1	0304	CLAMP	14	5008	BOWL
2	0304	SCREW	15	0304	NUT
3	0304	WASHER	15	5008	NUT
4	0304	HOSE	16	0304	ELEMENT
4	5008	HOSE	16	5008	ELEMENT
5	4702	TUBE	17	0304	SCREW
6	4702	ELBOW	18	0304	WASHER
7	4702	ADAPTER	19	0304	NUT
8	4702	ELBOW	20	0304	BRACKET
9	0304	PRE-CLEANER	21	0304	CLAMP
9	5008	PRE-CLEANER	21	5008	CLAMP
10	0304	BODY	22	0304	SCREW
10	5008	BODY	22	5008	SCREW
11	0304	PACKING	23	0304	BRACKET
11	5008	PACKING	23	5008	BRACKET
12	0304	RETAINER	24	0304	WASHER
12	5008	RETAINER	24	5008	WASHER
13	0304	PLATE	25	0304	NUT
13	5008	PLATE	25	5008	NUT
14	0304	BOWL			

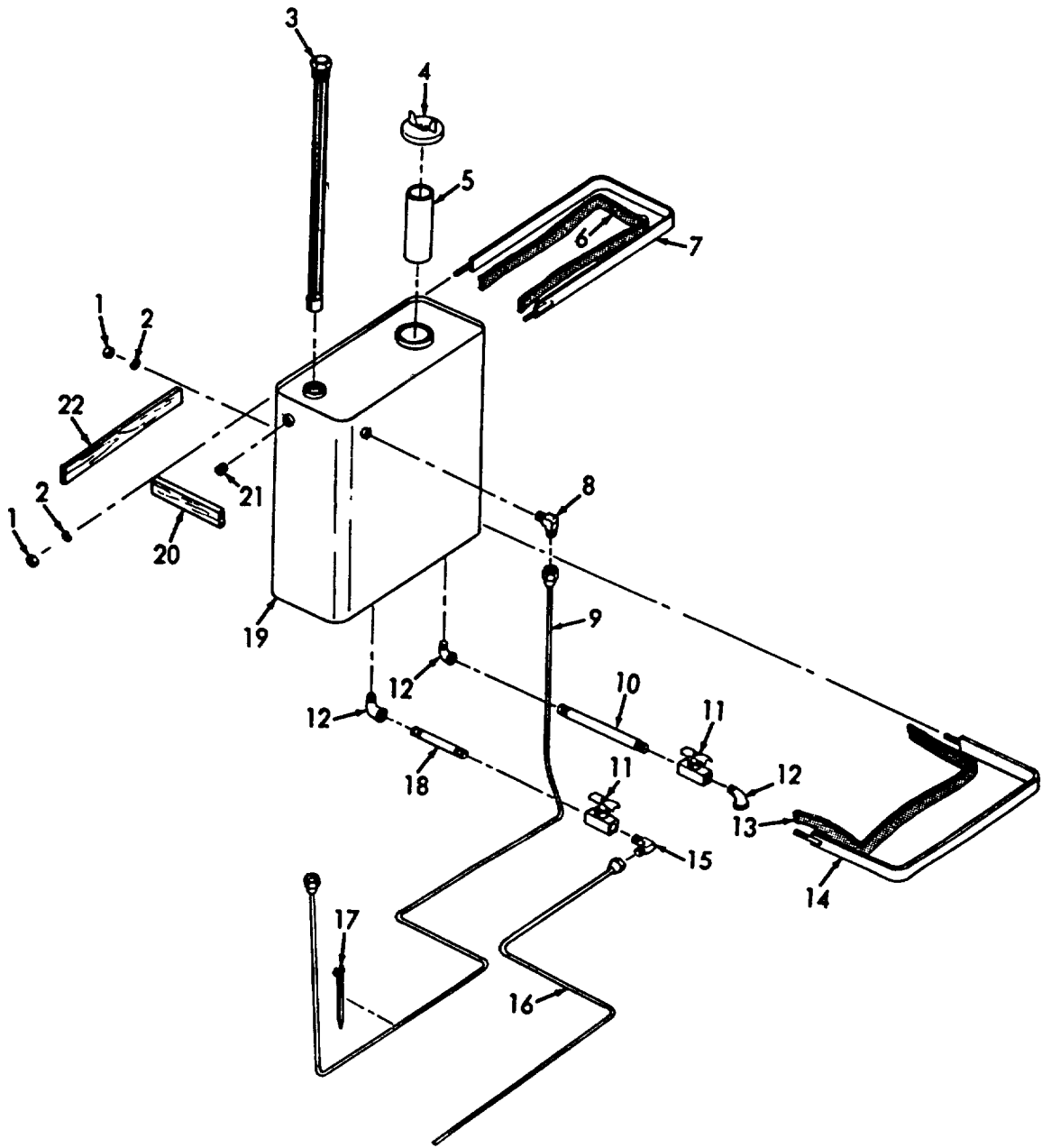


ME 4310-247-35P/22

Figure 22. Fuel Pump, Injector and Lines.

INDEX TO PARTS, FIGURE 22

Reference Number	Functional Group	Item Name	Reference Number	Functional Group	Item Name
1	0306	TUBE AY	16	0306	TEE
2	0306	SCREW	17	0306	UNION
3	0306	WASHER	18	0302	NUT
4	0306	CLAMP	19	0302	WASHER
5	0306	TUBE AY	20	0302	SEAL
6	0302	BOLT	21	0302	PUMP
7	0306	CLAMP	22	0302	GASKET
8	0306	TUBE AY	23	0302	COVER
9	0301	BOLT	24	0302	SCREW
10	0301	WASHER	25	0306	TUBE
11	0301	NOZZLE AY	26	0306	TUBE AY
12	0306	TUBE	27	0302	WASHER
13	0306	NUT	28	0306	TEE
14	0306	SLEEVE	29	0306	ADAPTER
15	0306	ELBOW	30	0306	TUBE

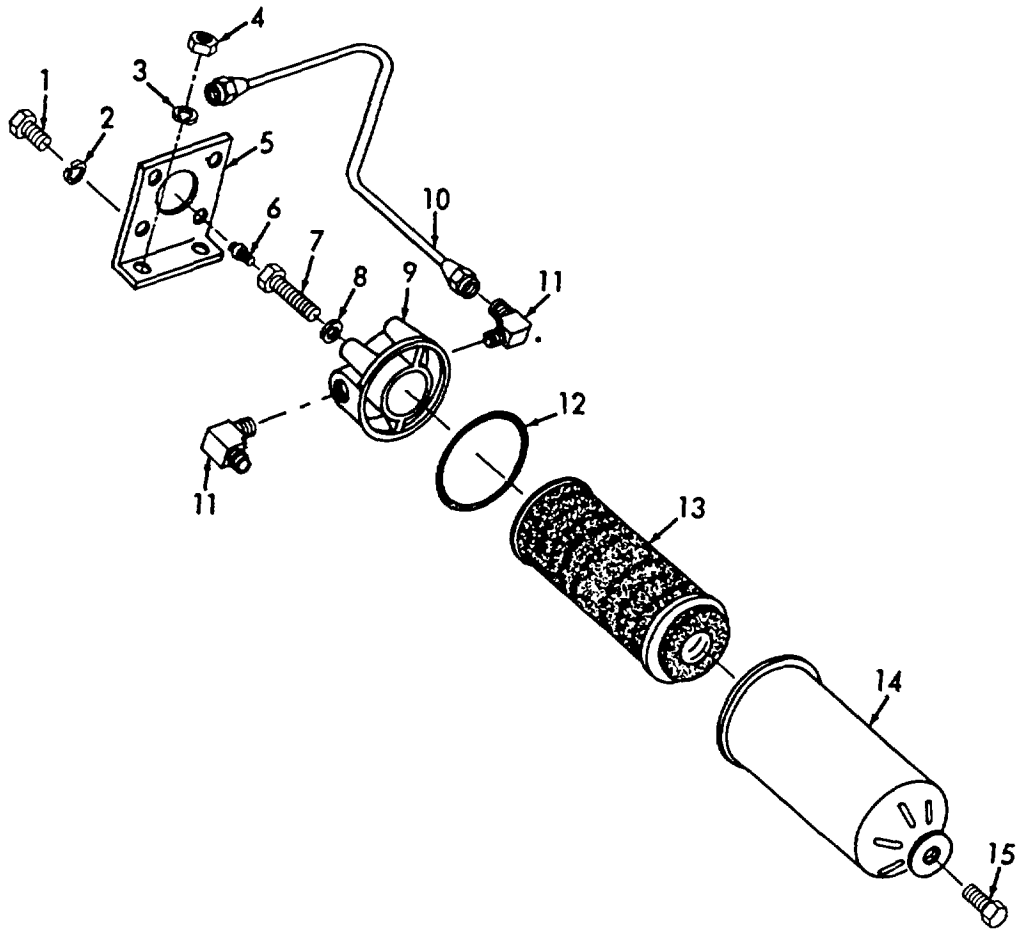


ME 4310-247-35P/23

Figure 23. Fuel Tank.

INDEX TO PARTS, FIGURE 23

Reference Number	Functional Group	Item Name	Reference Number	Functional Group	Item Name
1	0306	NUT	12	0306	ELBOW
2	0306	WASHER	13	0306	ANTI-SQUEAK
3	0610	FLOAT	14	0306	STRAP
4	0306	CAP	15	0306	ELBOW
5	0306	TUBE	16	0306	TUBE AY
6	0306	ANTI-SQUEAK	17	0306	STRAP
7	0306	STRAP	18	0306	NIPPLE
8	0306	ELBOW	19	0306	TANK
9	0306	TUBE AY	20	0306	SPACER
10	0306	NIPPLE	21	0306	PLUG
11	0306	COCK	22	0306	SPACER

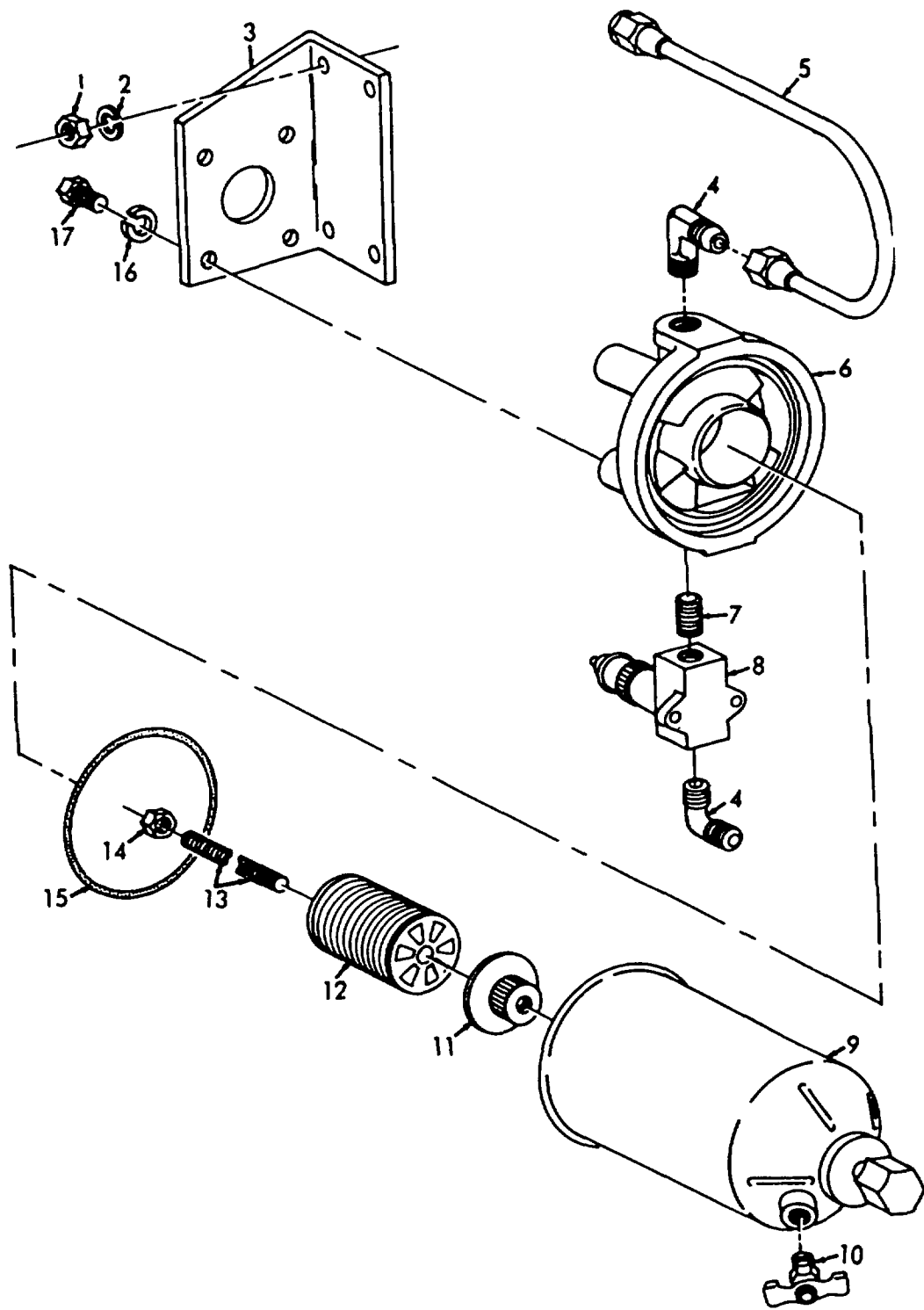


ME 4310-247-35P/24

Figure 24. Secondary Fuel Filter.

INDEX TO PARTS, FIGURE 24

Reference Number	Functional Group	Item Name	Reference Number	Functional Group	Item Name
1	0309	SCREW	9	0309	COVER
2	0309	WASHER	10	0306	TUBE AY
3	0309	WASHER	11	0306	ELBOW
4	0309	NUT	12	0309	GASKET
5	0309	BRACKET	13	0309	CARTRIDGE
6	0309	PLUG	14	0309	BODY
7	0309	BOLT	15	0309	PLUG
8	0309	WASHER			

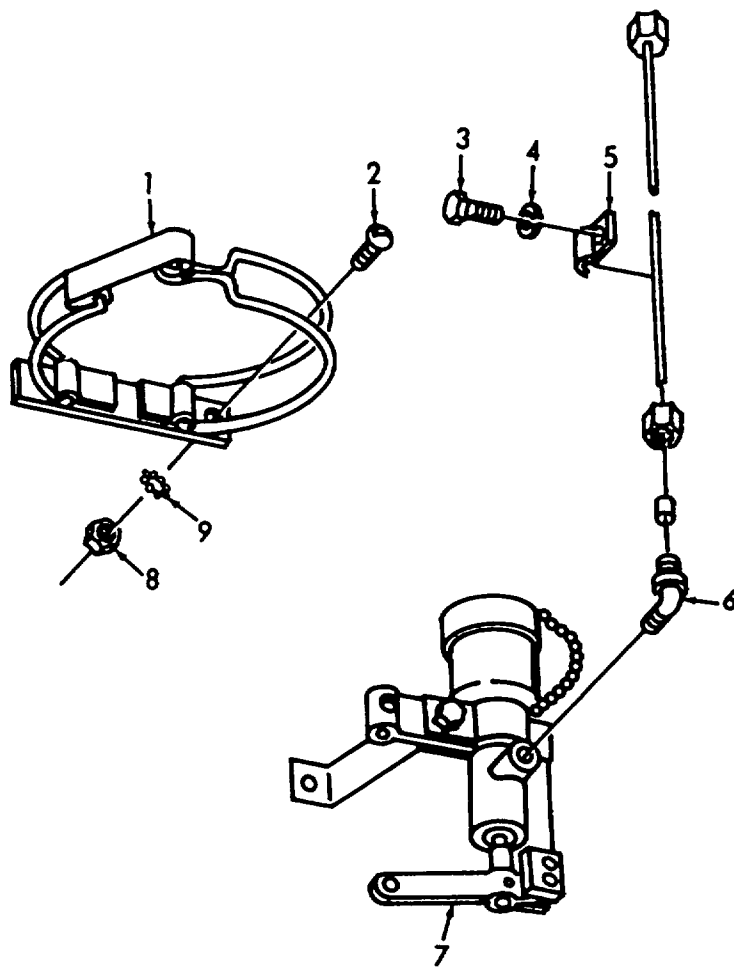


ME 4310-247-35P/25

Figure 25. Primary Fuel Filter.

INDEX TO PARTS, FIGURE 25

Reference Number	Functional Group	Item Name	Reference Number	Functional Group	Item Name
1	0309	NUT	10	0309	COCK
2	0309	WASHER	11	0309	NUT
3	0309	BRACKET	12	0309	FILTER ELEMENT
4	0311	ELBOW	13	0309	STUD
5	0306	TUBE AY	14	0309	NUT
6	0309	COVER	15	0309	GASKET
7	0311	NIPPLE	16	0309	WASHER
8	0311	PUMP	17	0309	SCREW
9	0309	BODY AY			

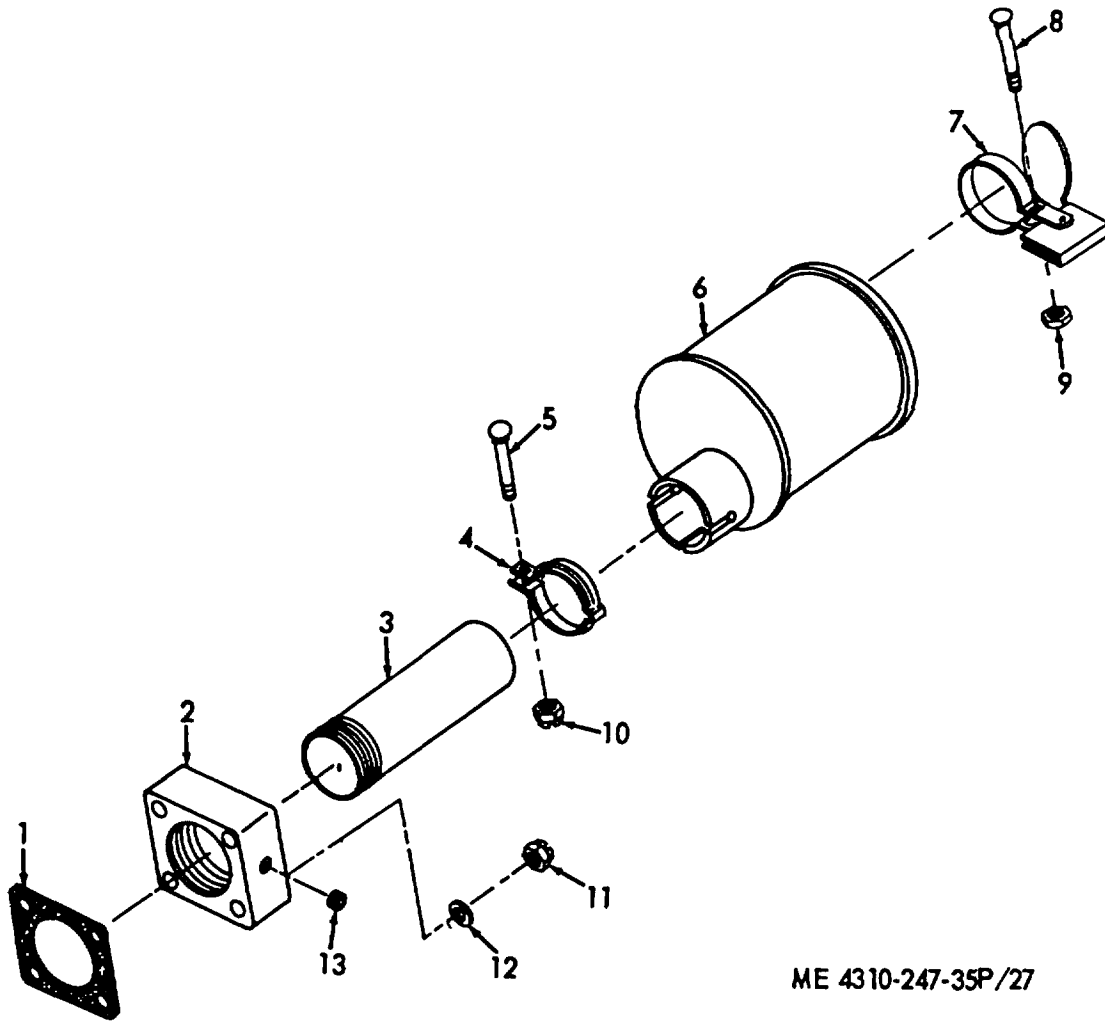


ME 4310-247-35P/26

Figure 26. Primer Valve and Clamp.

INDEX TO PARTS, FIGURE 26

Reference Number	Functional Group	Item Name	Reference Number	Functional Group	Item Name
1	0311	CLAMP AY	6	0311	ELBOW
2	0311	SCREW	7	0311	VALVE AY
3	0311	SCREW	8	0311	NUT
4	0311	WASHER	9	0311	WASHER
5	0311	CLIP			

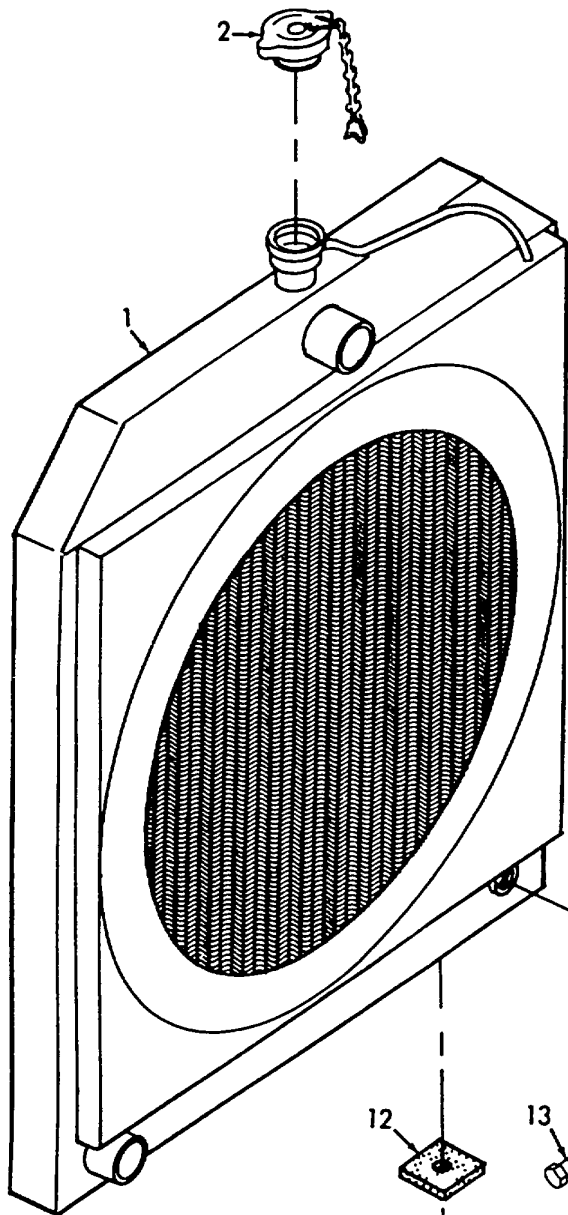


ME 4310-247-35P/27

Figure 27. Muffler.

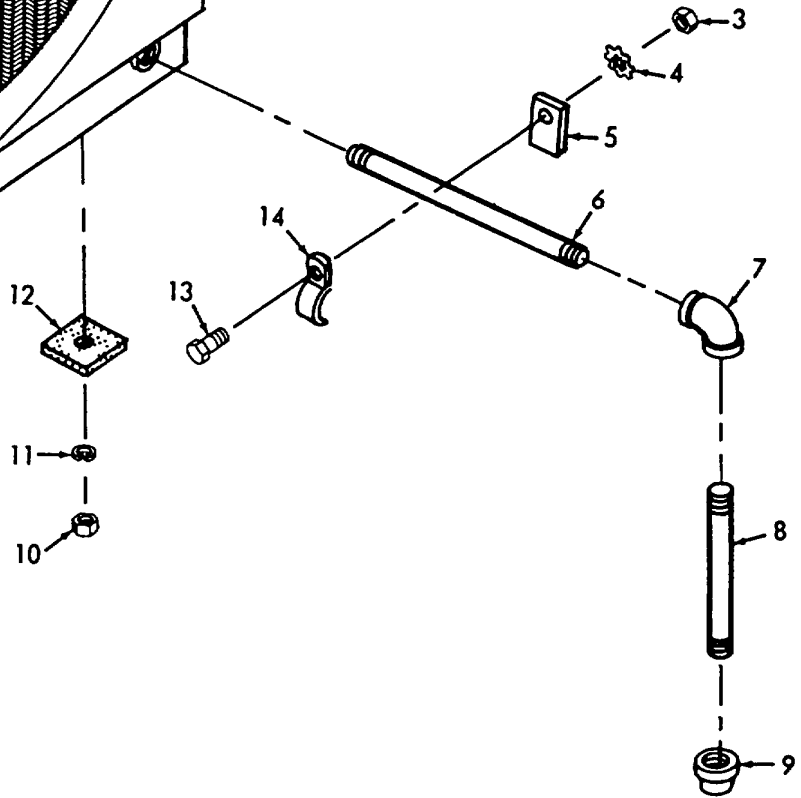
INDEX TO PARTS, FIGURE 27

Reference Number	Functional Group	Item Name	Reference Number	Functional Group	Item Name
1	0108	GASKET	8	0401	BOLT
2	0108	FLANGE	9	0401	NUT
3	0401	PIPE	10	0401	NUT
4	0401	CLAMP	11	0108	NUT
5	0401	BOLT	12	0108	WASHER
6	0401	MUFFLER	13	0108	PLUG
7	0401	CAP			



INDEX TO PARTS, FIGURE 28

Reference Number	Functional Group	Item Name
1	0501	RADIATOR
2	0501	CAP
3	0503	NUT
4	0503	WASHER
5	0503	SPACER
6	0503	NIPPLE
7	0503	ELBOW
8	0503	NIPPLE
9	0503	CAP
10	0501	NUT
11	0501	WASHER
12	0501	PAD
13	0503	SCREW
14	0503	CLAMP

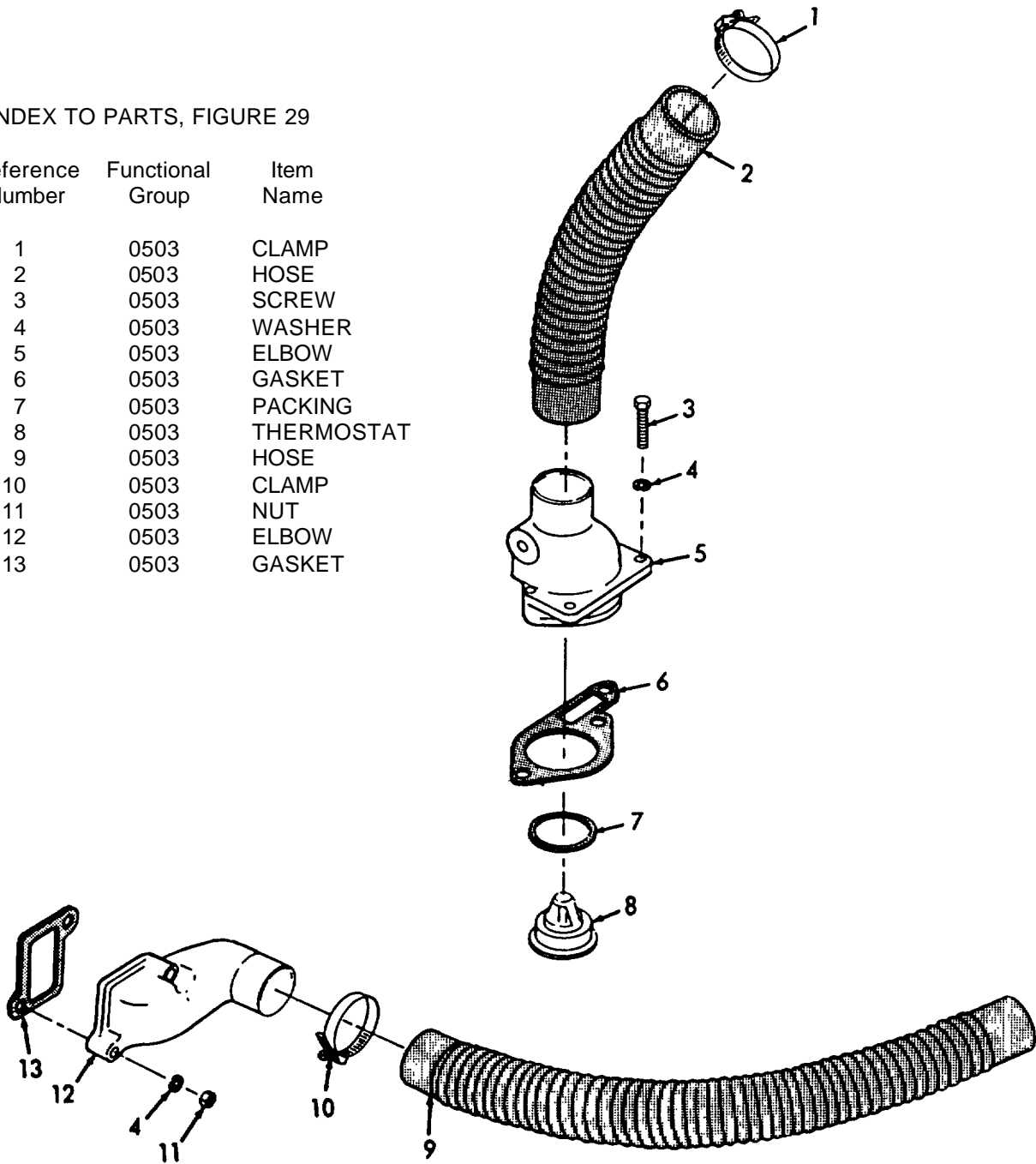


ME 4310-247-35P/28

Figure 28. Radiator.

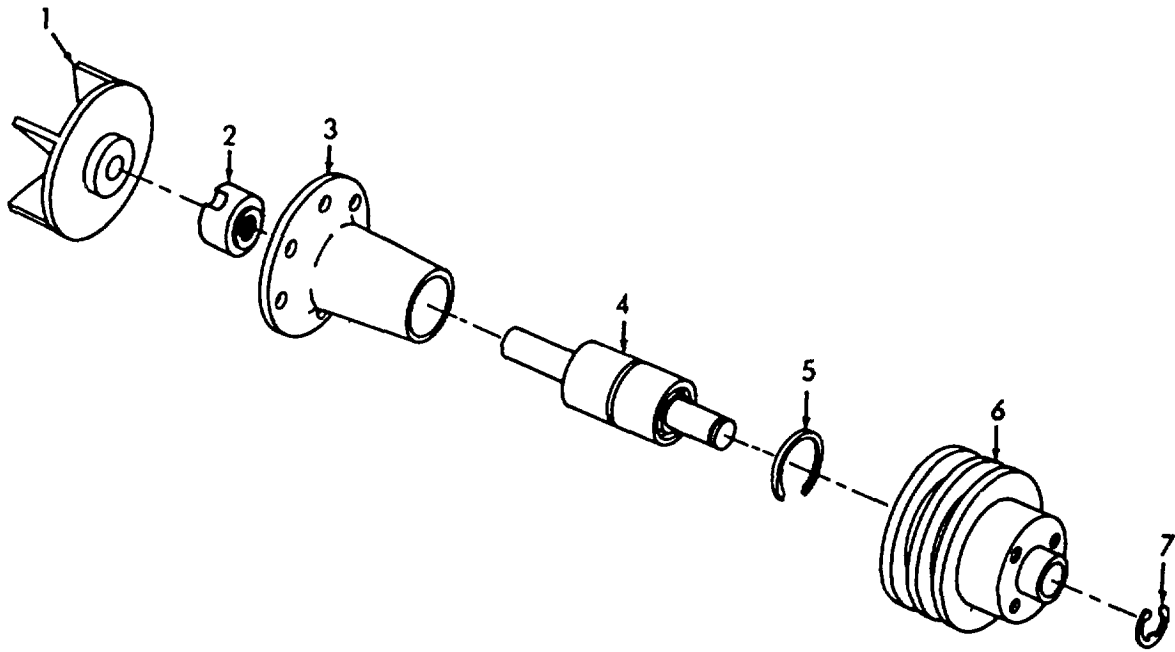
INDEX TO PARTS, FIGURE 29

Reference Number	Functional Group	Item Name
1	0503	CLAMP
2	0503	HOSE
3	0503	SCREW
4	0503	WASHER
5	0503	ELBOW
6	0503	GASKET
7	0503	PACKING
8	0503	THERMOSTAT
9	0503	HOSE
10	0503	CLAMP
11	0503	NUT
12	0503	ELBOW
13	0503	GASKET



ME 4310-247-35P/29

Figure 29. Thermostat, Housing and Hose.

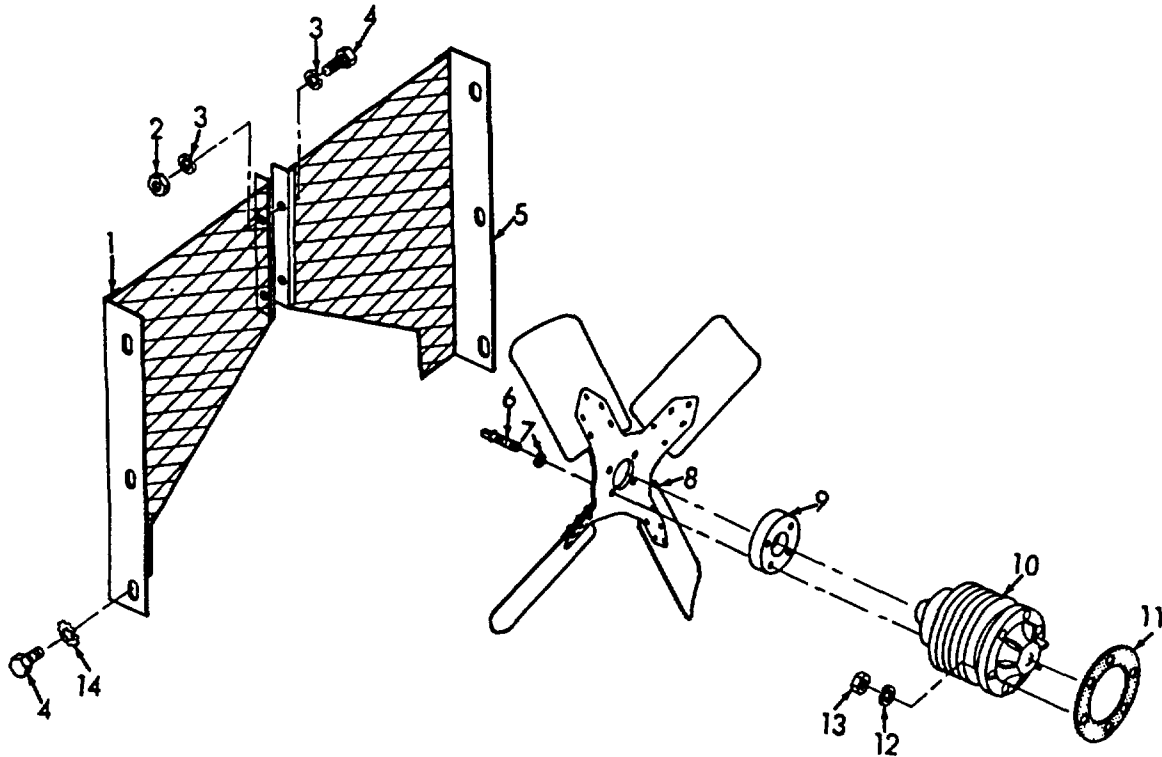


ME 4310-247-35P/30

Figure 30. Water Pump Exploded View.

INDEX TO PARTS, FIGURE 30

Reference Number	Functional Group	Item Name
1	0504	IMPELLER AY
2	0504	SEAL
3	0504	BODY
4	0504	BEARING-SHAFT
5	0504	RING
6	0504	PULLEY
7	0504	RING

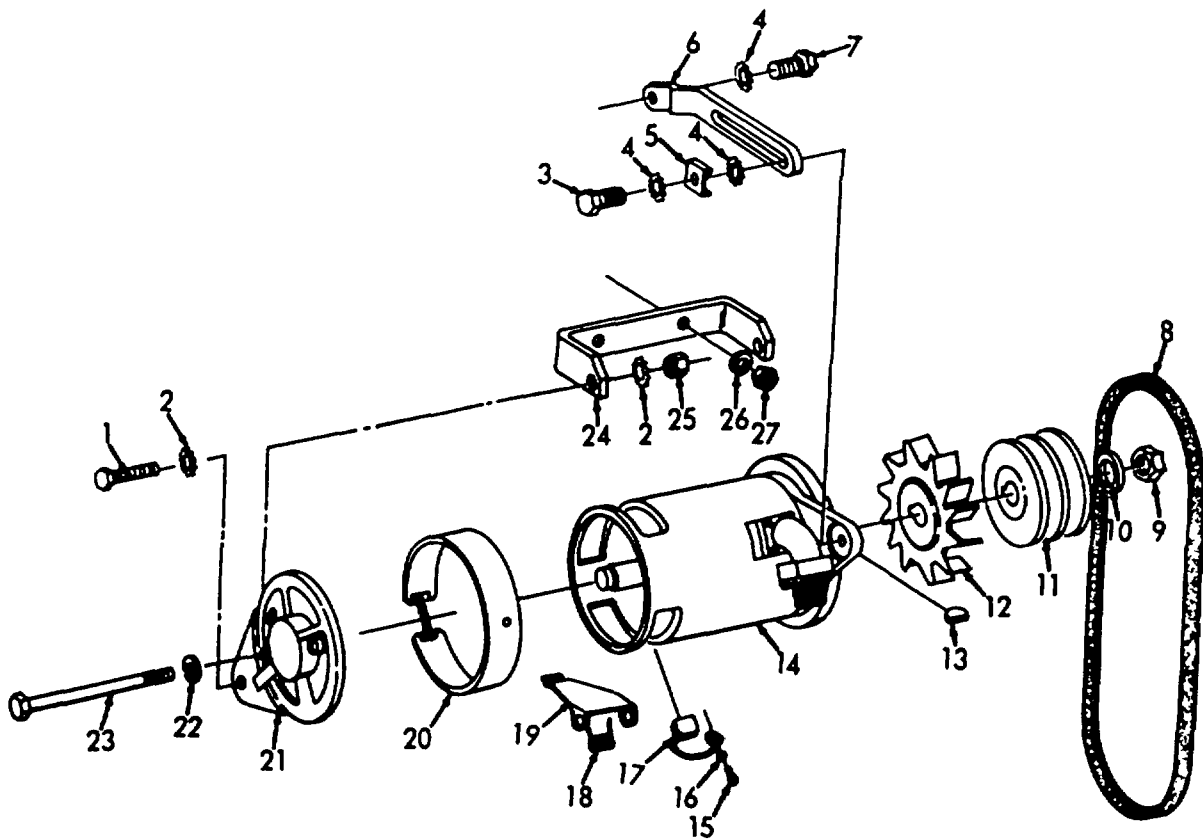


ME 4310-247-35P/31

Figure 31. Water Pump, Fan and Guard.

INDEX TO PARTS, FIGURE 31

Reference Number	Functional Group	Item Name	Reference Number	Functional Group	Item Name
1	0505	GUARD R H	8	0505	FAN
2	0505	NUT	9	0505	SPACER
3	0505	WASHER	10	0504	WATER PUMP
4	0505	BOLT	11	0504	GASKET
5	0505	GUARD L H	12	0504	WASHER
6	0505	BOLT	13	0504	NUT
7	0505	WASHER	14	0505	WASHER

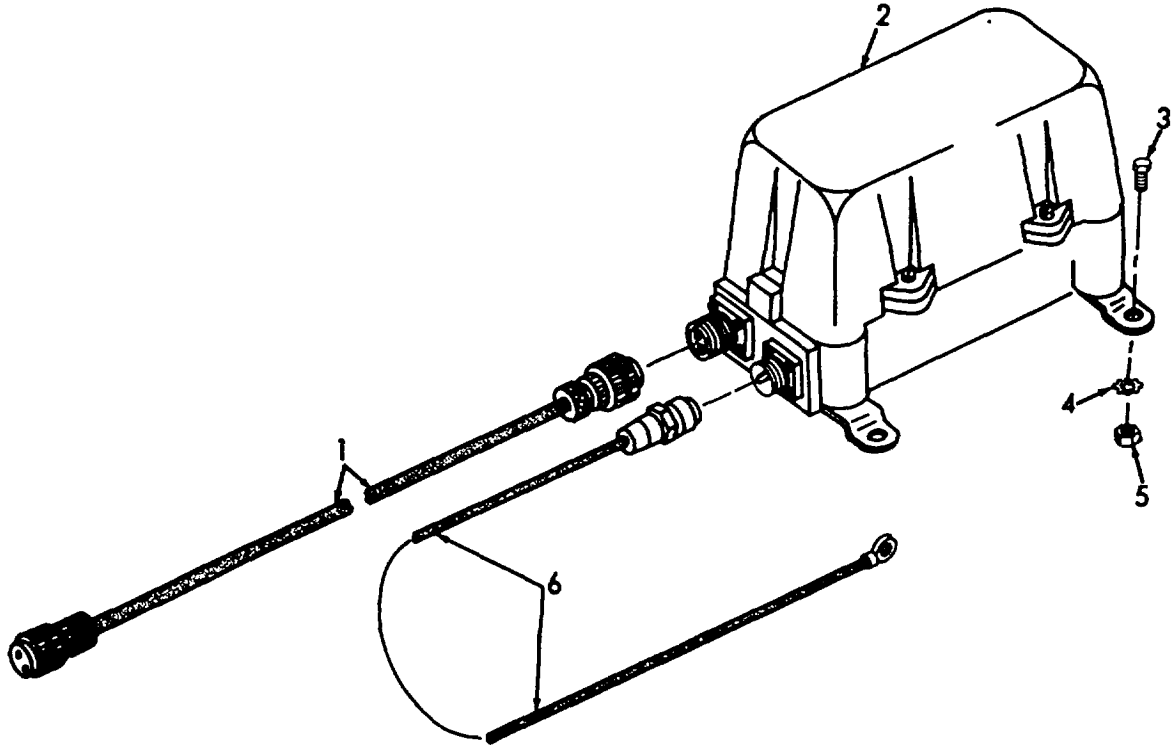


ME 4310-247-35P/32

Figure 32. Generator.

INDEX TO PARTS, FIGURE 32

Reference Number	Functional Group	Item Name	Reference Number	Functional Group	Item Name
1	0601	SCREW	15	0601	SCREW
2	0601	WASHER	16	0601	WASHER
3	0601	SCREW	17	0601	BRUSH SET
4	0601	WASHER	18	0601	SPRING
5	0601	SEAT	19	0601	ARM
6	0601	STRAP	20	0601	BAND
7	0601	SCREW	21	0601	HEAD AY
8	0505	BELT	22	0601	WASHER
9	0601	NUT	23	0601	BOLT
10	0601	WASHER	24	0601	BRACKET
11	0601	PULLEY	25	0601	NUT
12	0601	FAN	26	0601	WASHER
13	0601	KEY	27	0601	NUT
14	0601	GENERATOR			

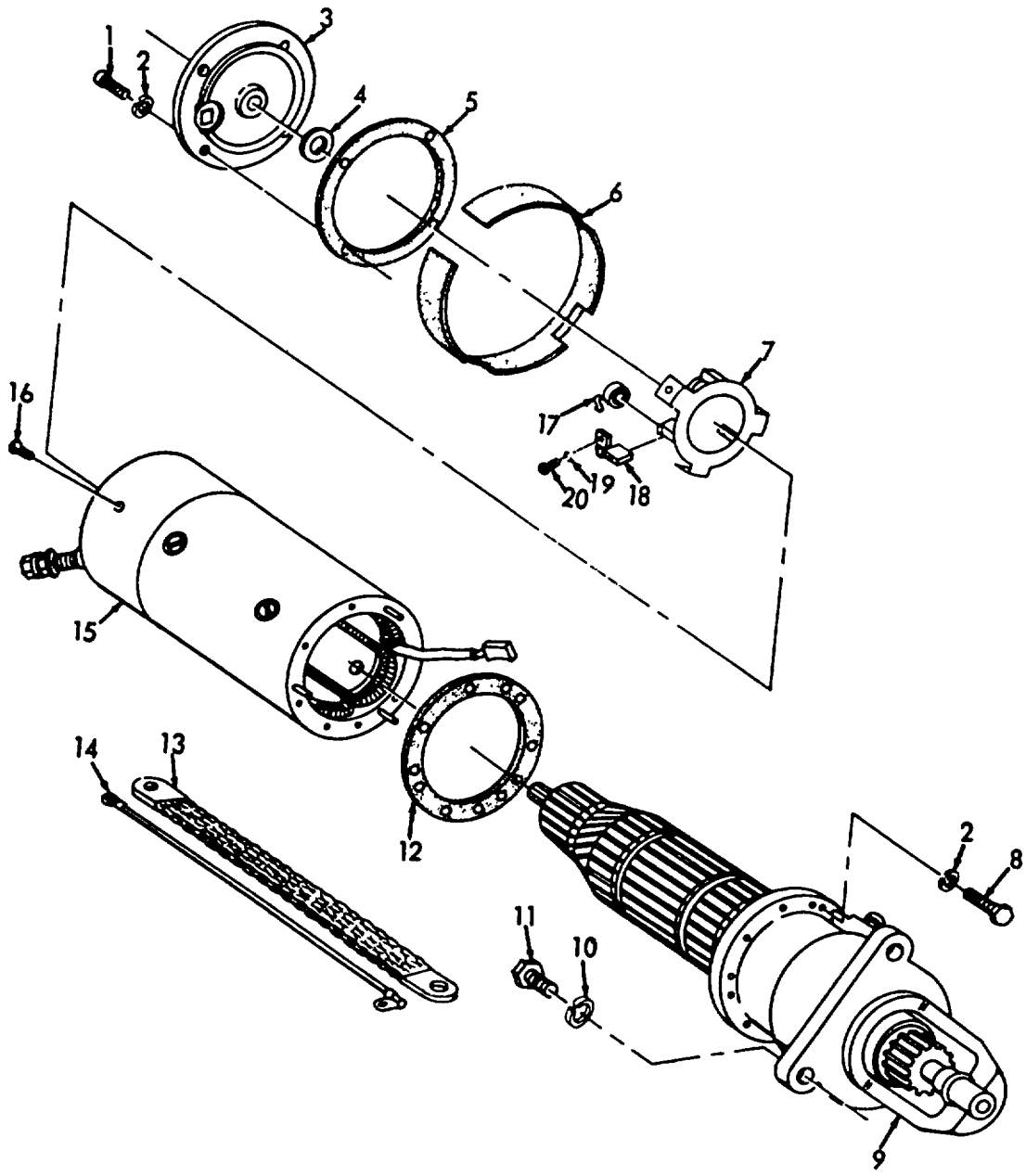


ME 4310-247-35P/33

Figure 33. Regulator and Cables.

INDEX TO PARTS, FIGURE 33

Reference Number	Functional Group	Item Name
1	0602	LEAD
2	0602	REGULATOR
3	0602	BOLT
4	0602	WASHER
5	0602	NUT
6	0602	LEAD AY

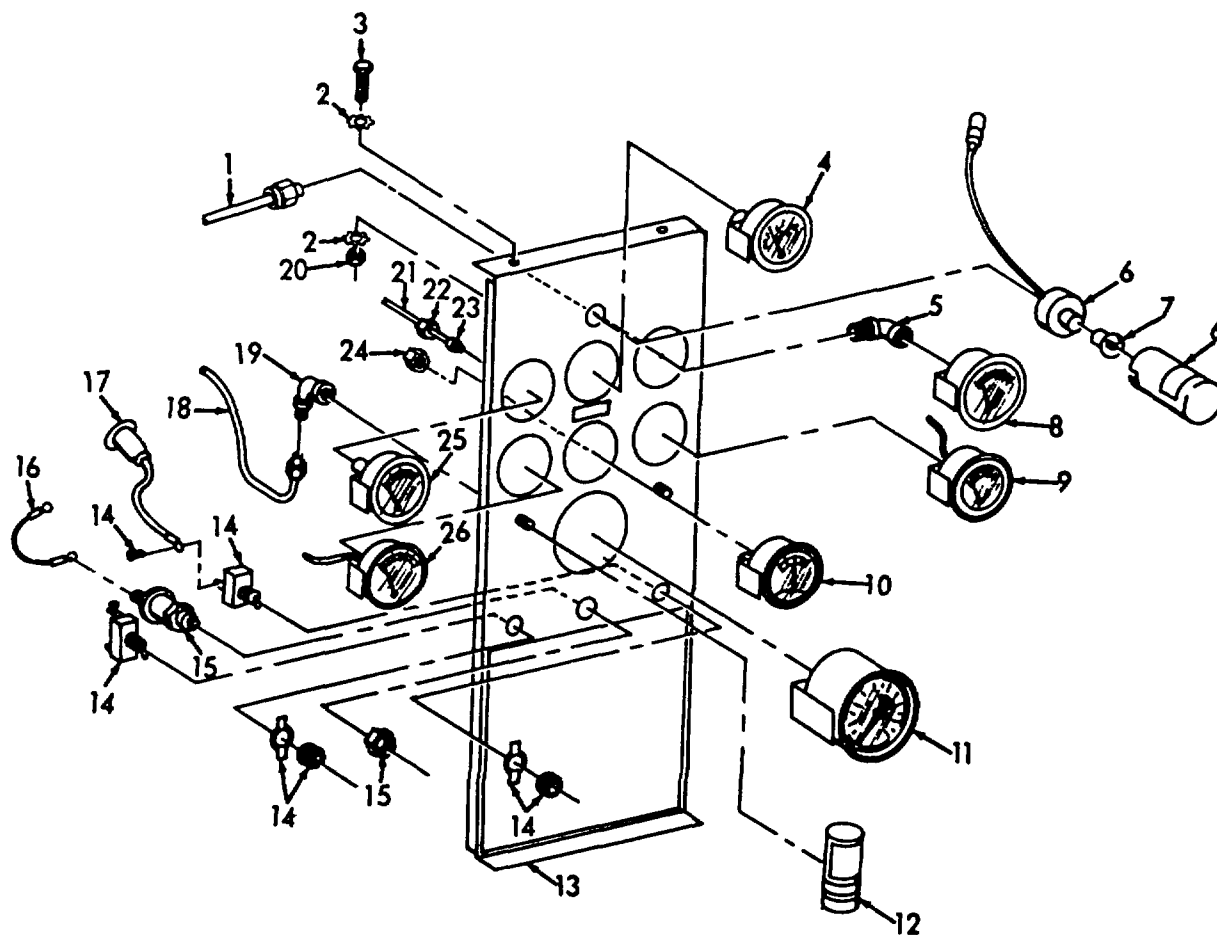


ME 4310-247-35P/34

Figure 34. Starter, Exploded View.

INDEX TO PARTS, FIGURE 34

Reference Number	Functional Group	Item Name	Reference Number	Functional Group	Item Name
1	0603	SCREW	11	0603	SCREW
2	0603	WASHER	12	0603	GASKET
3	0603	HEAD AY	13	0615	STRAP
4	0603	WASHER	14	0603	LEAD AY
5	0603	GASKET	15	0603	FRAME-FIELD AY
6	0603	INSULATION	16	0603	SCREW
7	0603	PLATE AY	17	0603	SPRING
8	0603	SCREW	18	0603	BRUSH SET
9	0603	ARMATURE-HOUSING AY	19	0603	WASHER
10	0603	WASHER	20	0603	SCREW

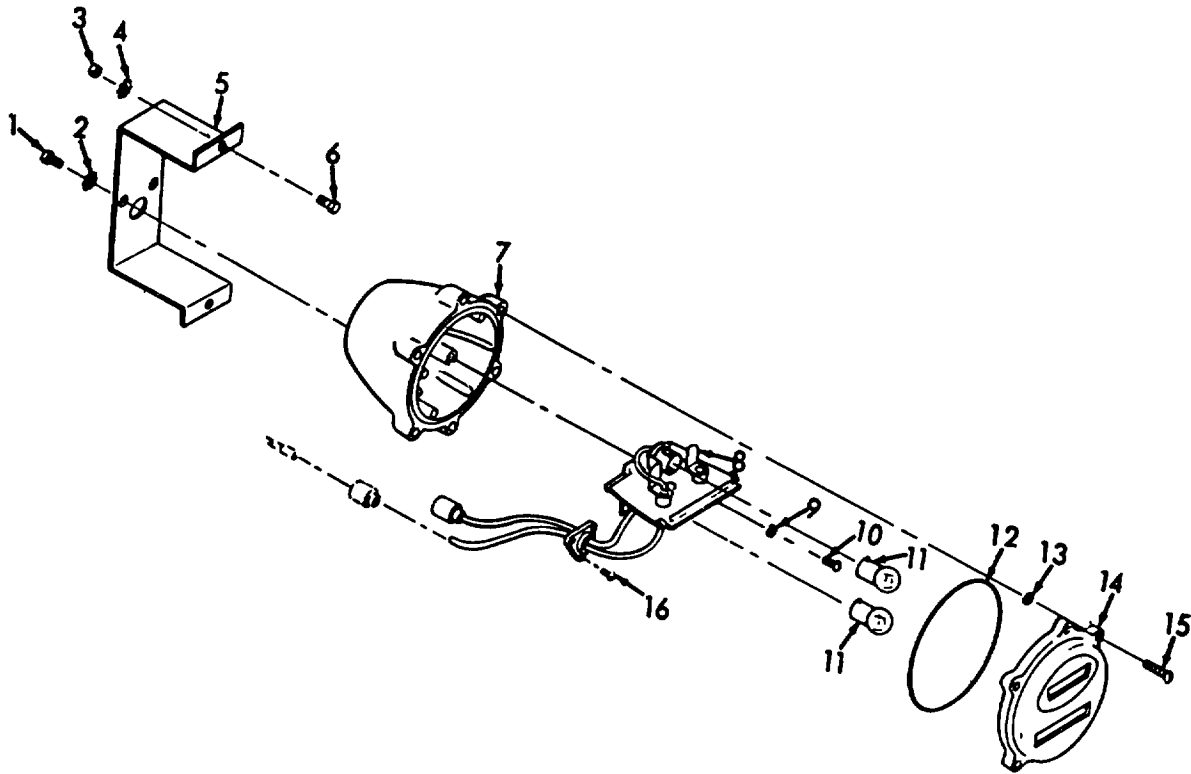


ME 4310-247-35P/35

Figure 35. Control Panel.

INDEX TO PARTS, FIGURE 35

Reference Number	Functional Group	Item Name	Reference Number	Functional Group	Item Name
1	5000	TUBE	14	0607	SWITCH
2	0607	WASHER	15	0607	SWITCH
3	0607	BOLT	16	0607	LEAD AY
4	4702	INDICATOR	17	0607	LEAD AY
5	4702	ELBOW	18	4702	TUBE
6	0607	LIGHT	19	4702	ELBOW
7	0607	LAMP	20	0607	NUT
8	4702	GAGE	21	4702	TUBE
9	4702	GAGE	22	4702	NUT
10	0607	AMMETER	23	4702	SLEEVE
11	4703	METER	24	0607	NUT
12	4702	INDICATOR	25	4702	GAUGE
13	0607	PANEL	26	4702	THERMOMETER

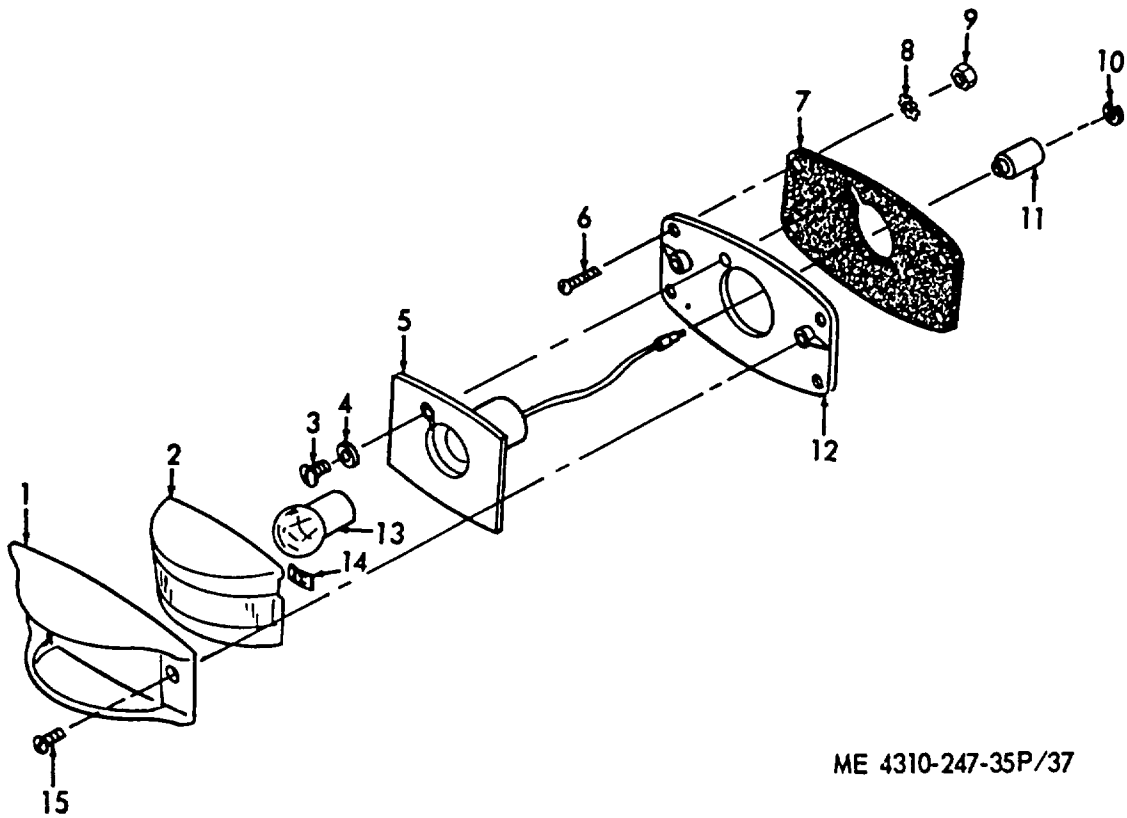


ME 4310-247-35P/36

Figure 36. Blackout Stop and Taillight.

INDEX TO PARTS, FIGURE 36

Reference Number	Functional Group	Item Name	Reference Number	Functional Group	Item Name
1	0609	SCREW	9	0609	WASHER
2	0609	WASHER	10	0609	SCREW
3	0609	NUT	11	0609	LAMP
4	0609	WASHER	12	0609	PACKING
5	0609	BRACKET	13	0609	RING
6	0609	SCREW	14	0609	DOOR AY
7	0609	BODY	15	0609	SCREW
8	0609	SOCKET-WIRE	16	0609	SCREW

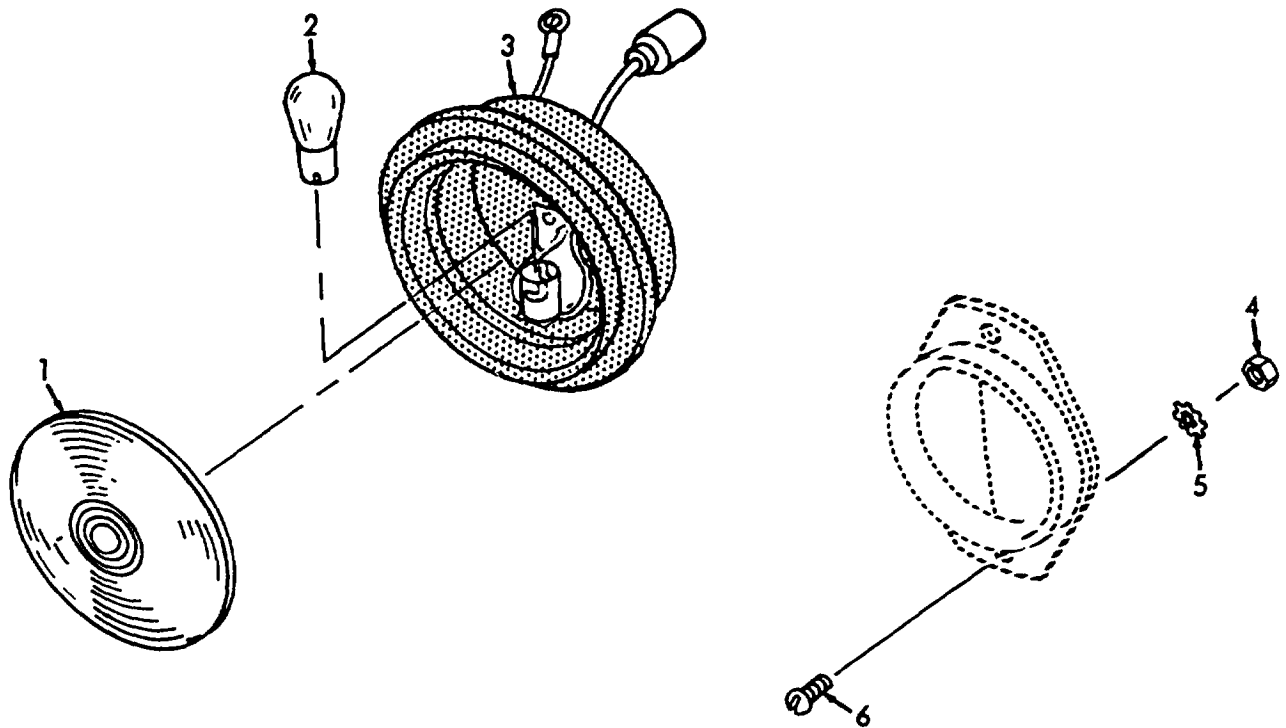


ME 4310-247-35P/37

Figure 37. Clearance Lights.

INDEX TO PARTS, FIGURE 37

Reference Number	Functional Group	Item Name	Reference Number	Functional Group	Item Name
1	0609	DOOR	9	0609	NUT
2	0609	LENS	10	0609	WASHER
3	0609	SCREW	11	0609	SHELL
4	0609	WASHER	12	0609	PLATE
5	0609	GROMMET-WIRE	13	0609	LAMP
6	0609	SCREW	14	0609	PUSH-ON NUT
7	0609	FELT	15	0609	SETSCREW
8	0609	WASHER			

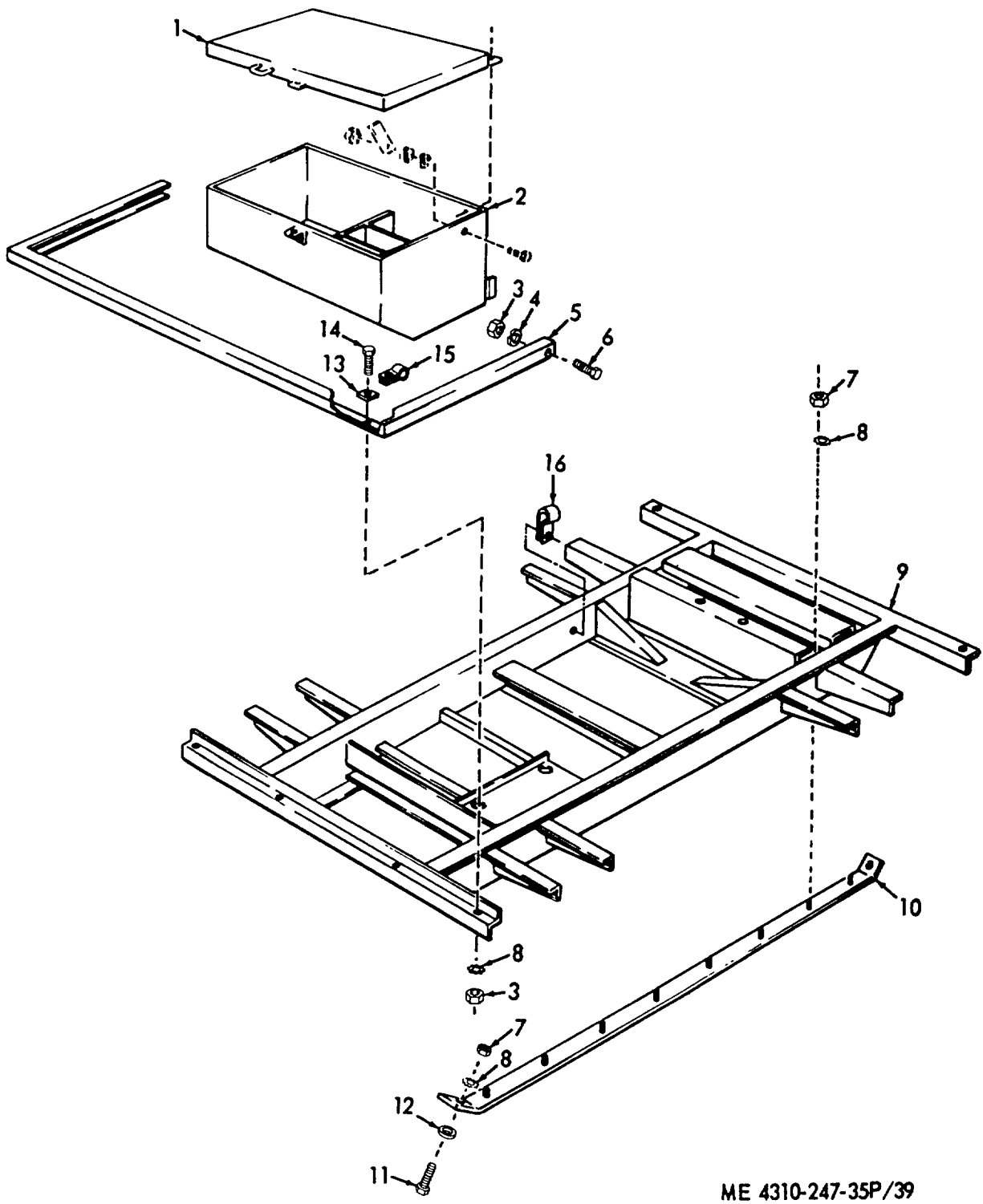


ME 4310-247-35P/38

Figure 38. Signal Light.

INDEX TO PARTS, FIGURE 38

Reference Number	Functional Group	Item Name
1	0609	LENS
2	0609	LAMP
3	0609	BODY
4	2202	NUT
5	2202	WASHER
6	2202	SCREW

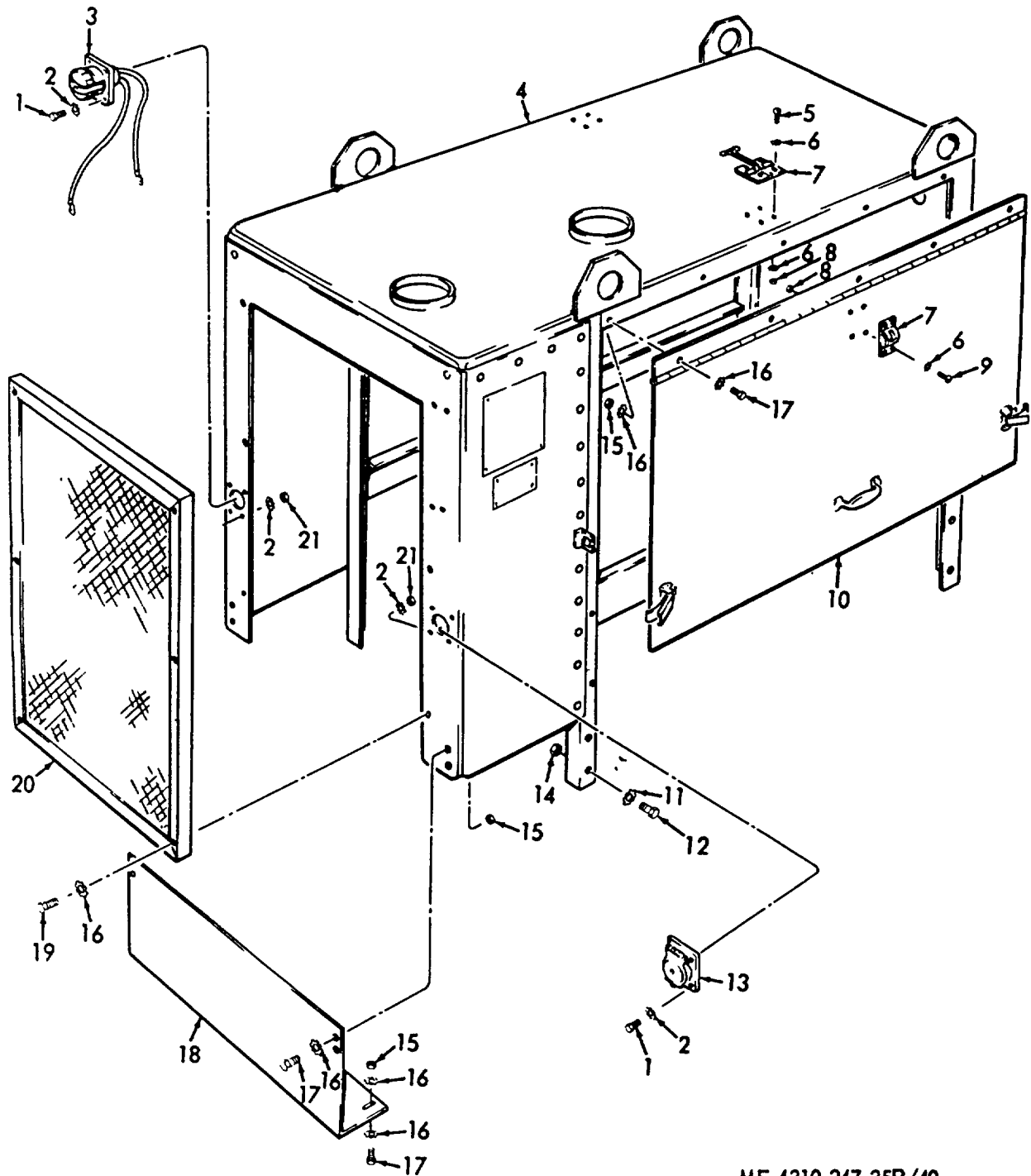


ME 4310-247-35P/39

Figure 39. Skid Frame, Bumper and Tool Box.

INDEX TO PARTS, FIGURE 39

Reference Number	Functional Group	Item Name	Reference Number	Functional Group	Item Name
1	1808	LID	9	1501	SKID
2	1808	BOX	10	1501	RUNNER
3	1501	NUT	11	1501	BOLT
4	1501	WASHER	12	1501	WASHER
5	1501	BUMPER	13	1501	WASHER
6	1501	SCREW	14	1501	SCREW
7	1501	NUT	15	0609	CLIP
8	1501	WASHER	16	0609	CLIP

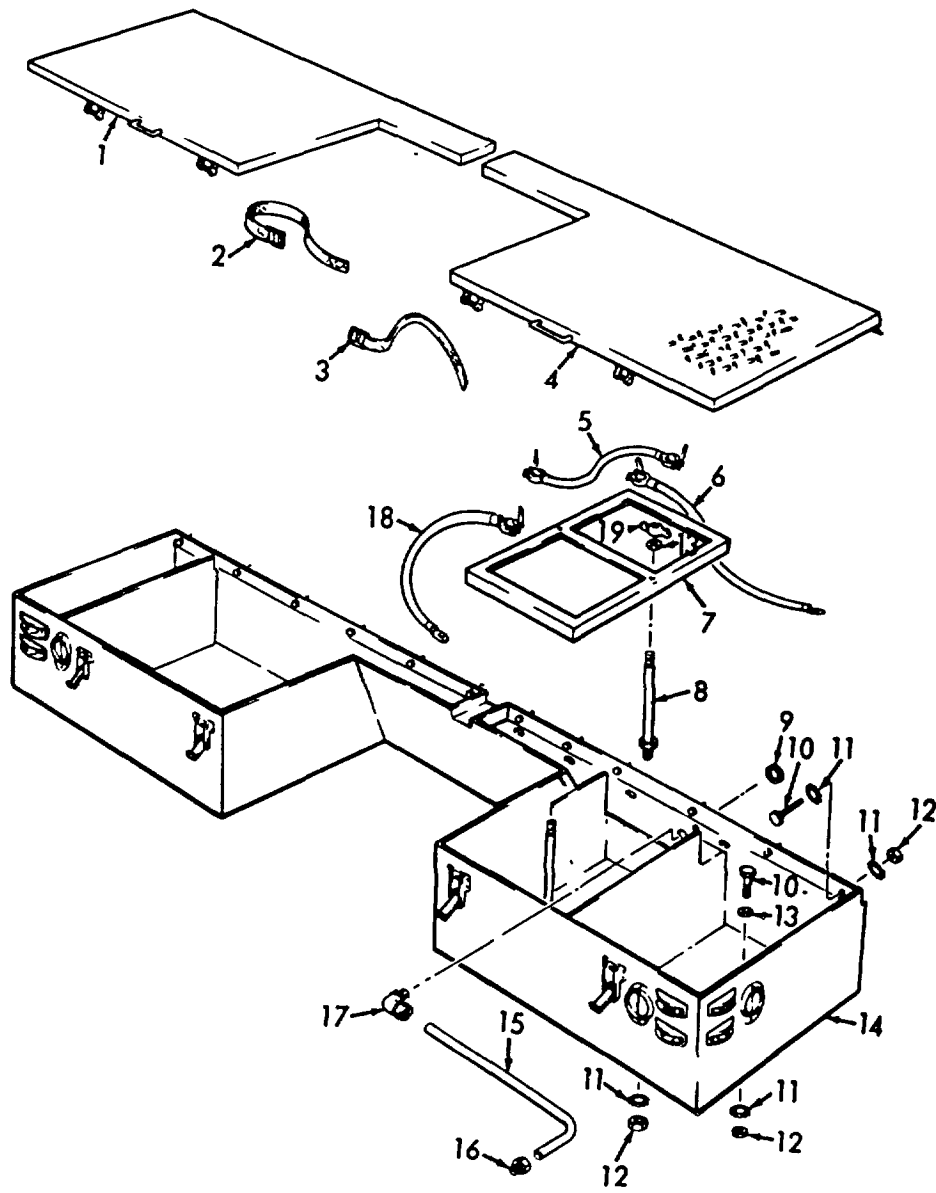


ME 4310-247-35P/40

Figure 40. Housing.

INDEX TO PARTS, FIGURE 40

Reference Number	Functional Group	Item Name	Reference Number	Functional Group	Item Name
1	0608	SCREW	12	1801	SCREW
1	0609	SCREW	13	0609	COVER
2	0608	WASHER	14	1801	NUT
2	0609	WASHER	15	1801	NUT
3	0608	RECEPTACLE	16	0501	WASHER
4	1801	HOUSING AY	16	1801	WASHER
5	1801	SCREW	17	1801	BOLT
6	1801	WASHER	18	1801	PANEL
7	1801	HOLDER	19	0501	BOLT
8	1801	NUT	20	0501	GRILL
9	1801	SCREW	21	0608	NUT
10	1801	DOOR	21	0609	NUT
11	1801	WASHER			

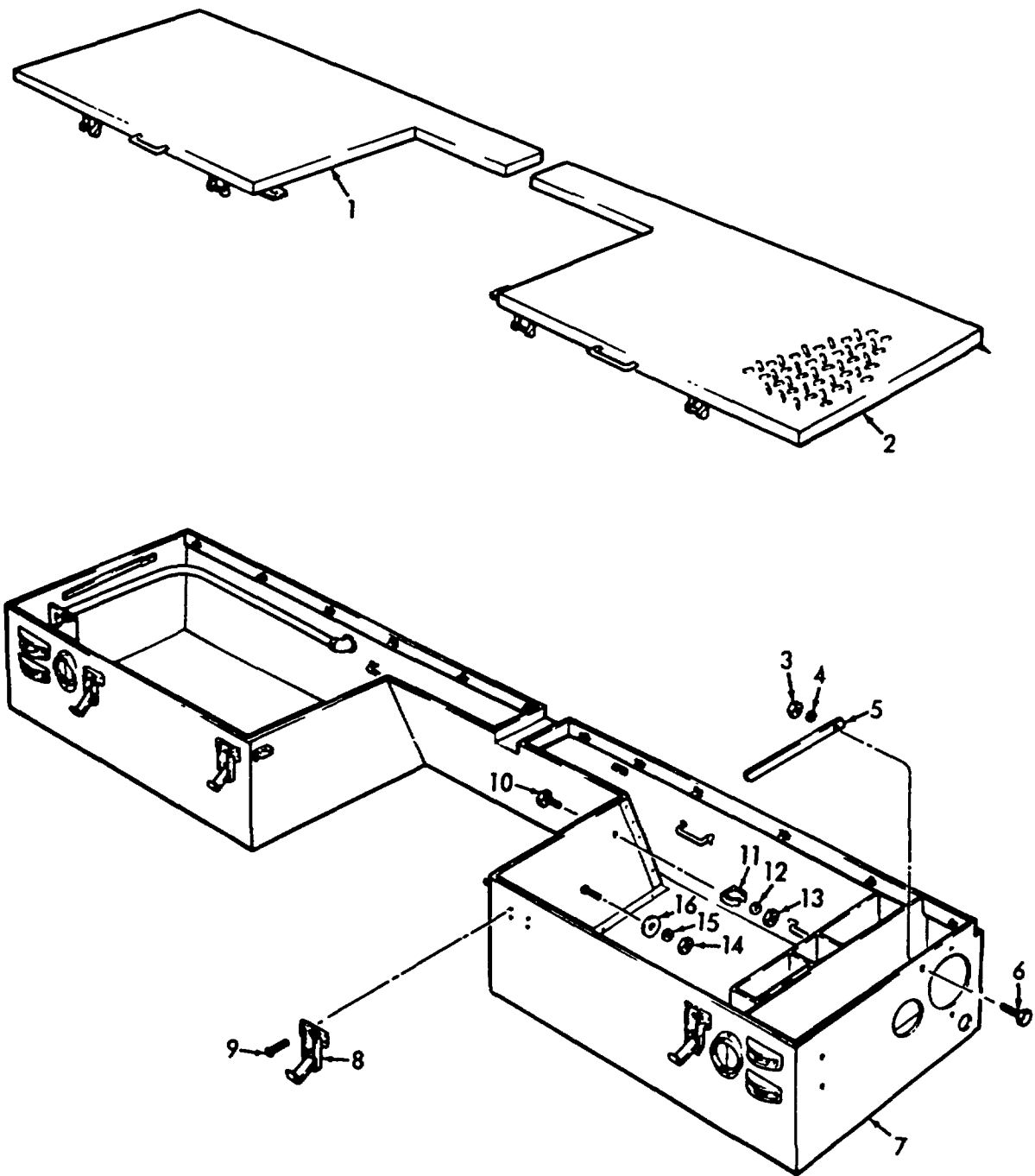


ME 4310-247-35P/41

Figure 41. Tool Box Right Side.

INDEX TO PARTS, FIGURE 41

Reference Number	Functional Group	Item Name	Reference Number	Functional Group	Item Name
1	1808	LID	11	1808	WASHER
2	1808	STRAP	12	0612	NUT
3	1808	STRAP	12	1808	NUT
4	1808	LID	13	0612	WASHER
5	0612	CABLE	13	1808	WASHER
6	0612	CABLE	14	1808	BOX
7	0612	HOLDDOWN	15	0609	CONDUIT
8	0612	STUD	16	0609	CONNECTOR
9	0609	GROMMET	17	0609	ELBOW
9	1808	GROMMET	18	0612	CABLE
10	1808	BOLT	19	0612	NUT
11	0612	WASHER			

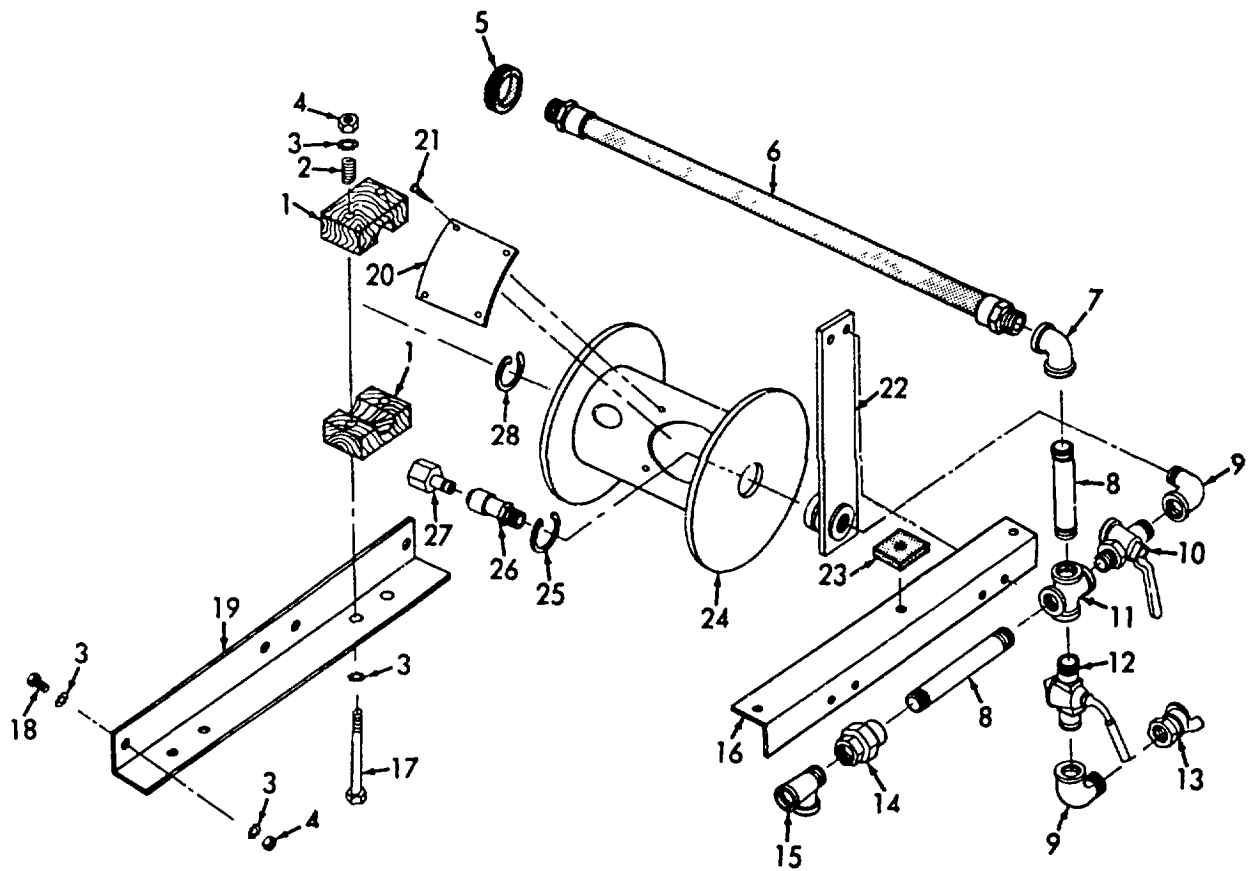


ME 4310-247-35P/42

Figure 42. Tool Box Left Side.

INDEX TO PARTS, FIGURE 42

Reference Number	Functional Group	Item Name	Reference Number	Functional Group	Item Name
1	1808	LID	9	1801	RIVET
2	1808	LID	9	1808	RIVET
3	1808	NUT	10	1808	SCREW
4	1808	WASHER	11	1808	CLIP
5	1808	STAY	12	1808	WASHER
6	1808	BOLT	13	1808	NUT
7	1808	BOX	14	1808	NUT
8	1801	CLAMP AY	15	1808	WASHER
8	1808	CLAMP AY	16	1808	WASHER

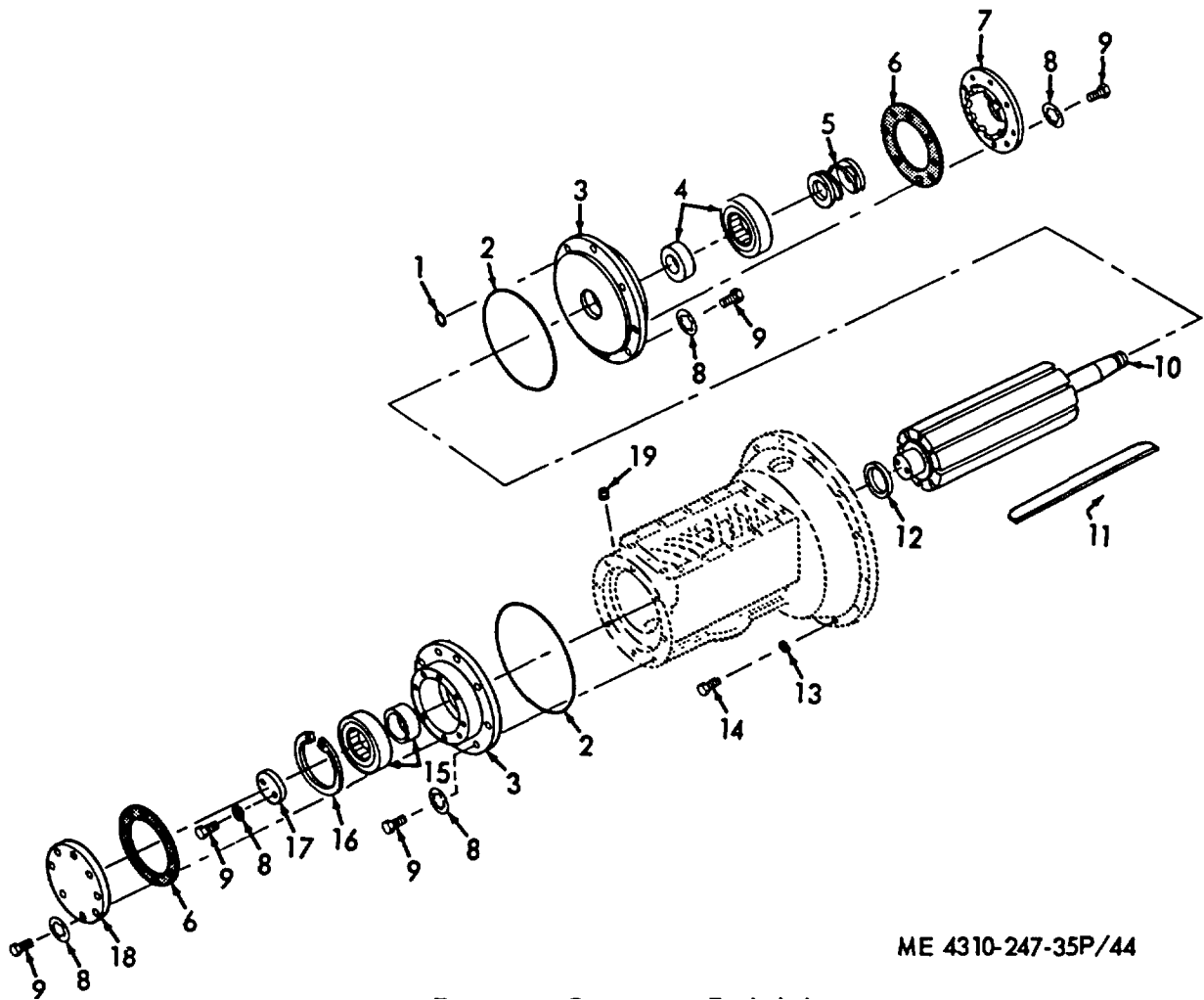


ME 4310-247-35P/43

Figure 43. Hose Reel.

INDEX TO PARTS, FIGURE 43

Reference Number	Functional Group	Item Name	Reference Number	Functional Group	Item Name
1	1808	BRAKE	15	1808	TEE
2	1808	SPRING	16	1808	ANGLE
3	1808	WASHER	17	1808	SCREW
4	1808	NUT	18	1808	BOLT
5	1808	GROMMET	19	1808	ANGLE
6	1808	HOSE AY	20	1808	COVER
7	1808	ELBOW	21	1808	SCREW
8	1808	NIPPLE	22	1808	HANGER
9	1808	ELBOW	23	1808	PAD
10	1808	VALVE	24	1808	REEL
11	1808	CROSS	25	1808	RING
12	1808	VALVE	26	1808	SOCKET
13	1808	COUPLING	27	1808	COUPLING HALF
14	1808	UNION	28	1808	RING

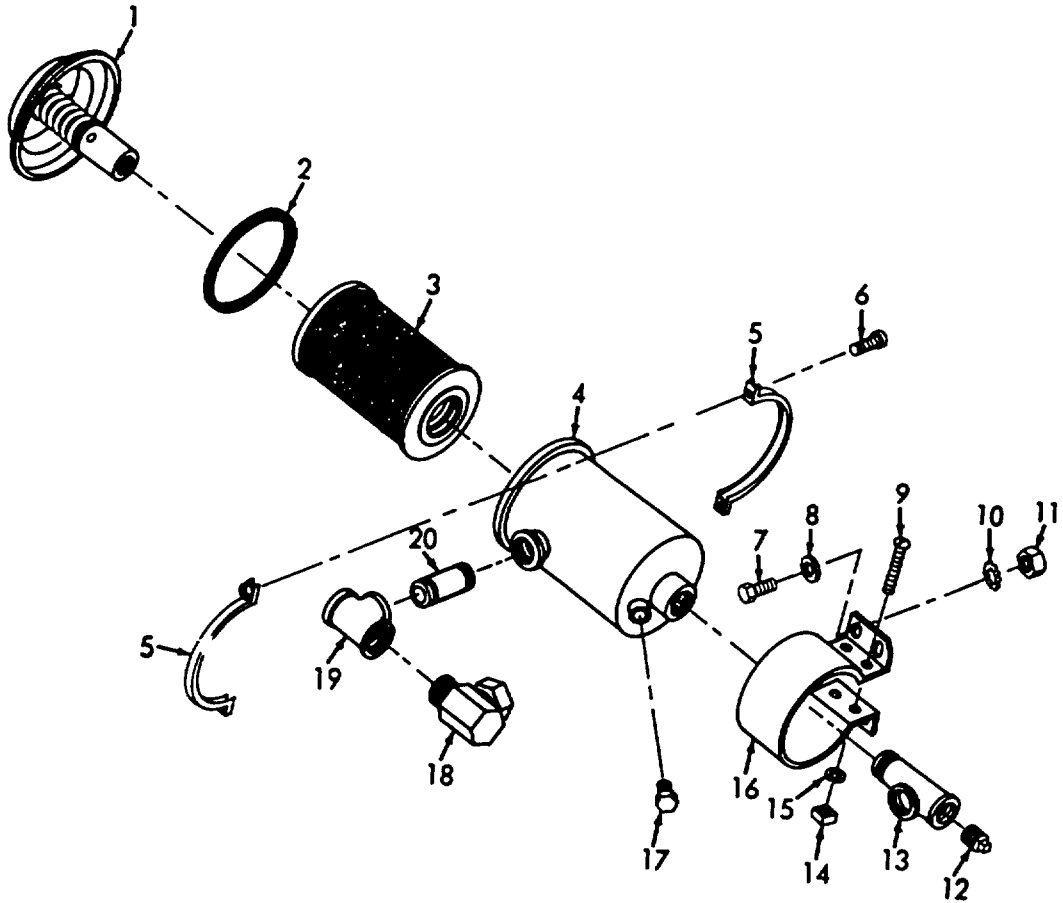


ME 4310-247-35P/44

Figure 44. Compressor Exploded.

INDEX TO PARTS, FIGURE 44

Reference Number	Functional Group	Item Name	Reference Number	Functional Group	Item Name
1	5004	PACKING	11	5004	VANER
2	5004	PACKING	12	5004	SPACER
3	5004	HOUSING	13	5000	WASHER
4	5004	BEARING	14	5000	SCREW
5	5004	SEAL	15	5004	BEARING
6	5004	GASKET	16	5004	RING
7	5004	CAP	17	5004	RETAINER
8	5004	WASHER	18	5004	CAP
9	5004	SCREW	19	5004	PLUG
10	5004	ROTOR			

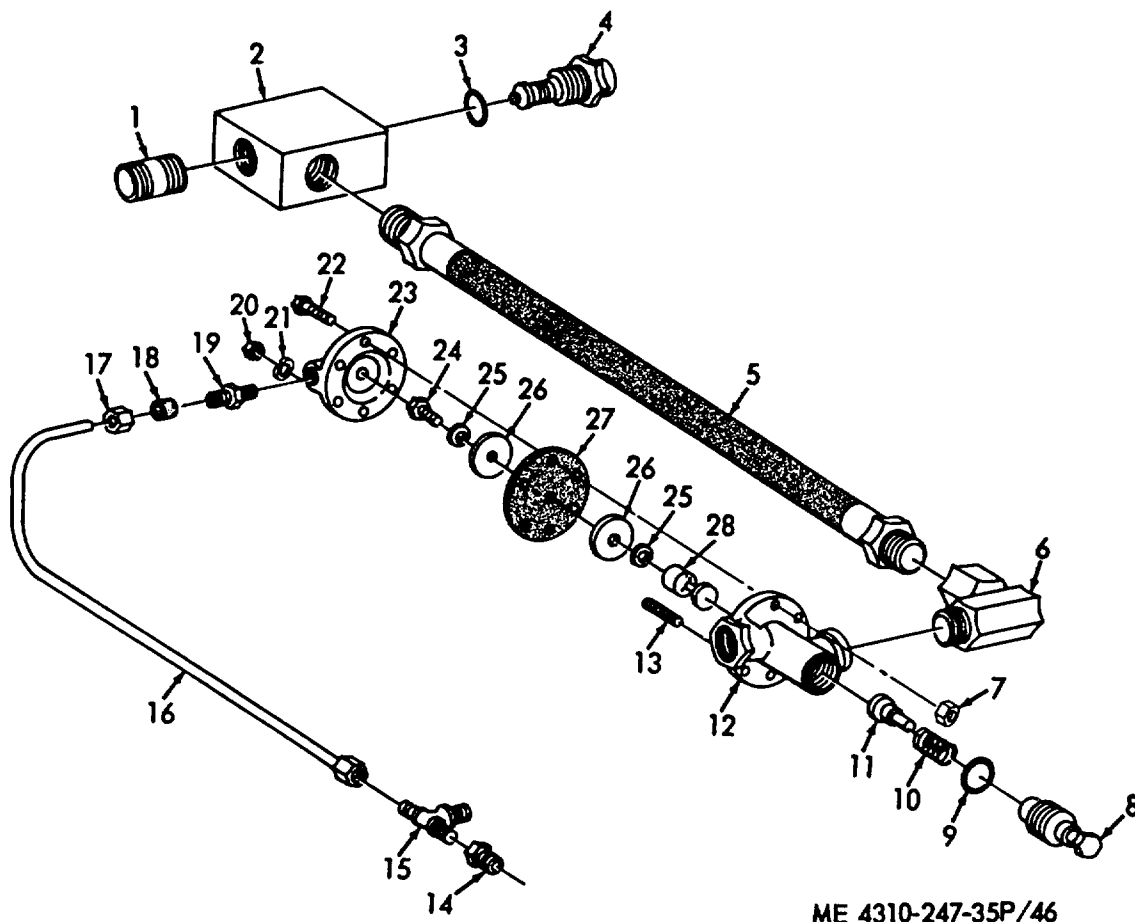


ME 4310-247-35P/45

Figure 45. Compressor Oil Filter.

INDEX TO PARTS, FIGURE 45

Reference Number	Functional Group	Item Name	Reference Number	Functional Group	Item Name
1	5006	CAP	11	5006	NUT
2	5006	GASKET	12	5006	PLUG
3	5006	FILTER ELEMENT	13	5006	TEE
4	5006	BODY	14	5006	NUT
5	5006	STRAP	15	5006	WASHER
6	5006	SCREW	16	5006	BRACKET AY
7	5006	SCREW	17	5006	PLUG
8	5006	WASHER	18	5006	UNION
9	5006	SCREW	19	5006	TEE
10	5006	WASHER	20	5006	NIPPLE



ME 4310-247-35P/46

Figure 46. Oil Control Valve and Moisture Separator.

INDEX TO PARTS, FIGURE 46

Reference Number	Functional Group	Item Name	Reference Number	Functional Group	Item Name
1	5006	NIPPLE	15	5006	TEE
2	5006	HOUSING	16	5006	TUBE
3	5006	WASHER	17	5006	NUT
4	5006	THERMOSTAT	18	5006	SLEEVE
5	5006	HOSE AY	19	5006	NIPPLE
6	5006	UNION	20	5006	NUT
7	5006	NUT	21	5006	WASHER
8	5006	BODY	22	5006	BOLT
9	5006	GASKET	23	5006	BODY
10	5006	SPRING	24	5006	BOLT
11	5006	SEAT	25	5006	SHIM
12	5006	HOUSING	26	5006	PLATE
13	5006	STUD	27	5006	DIAPHRAGM
14	5006	BUSHING	28	5006	ACTUATOR

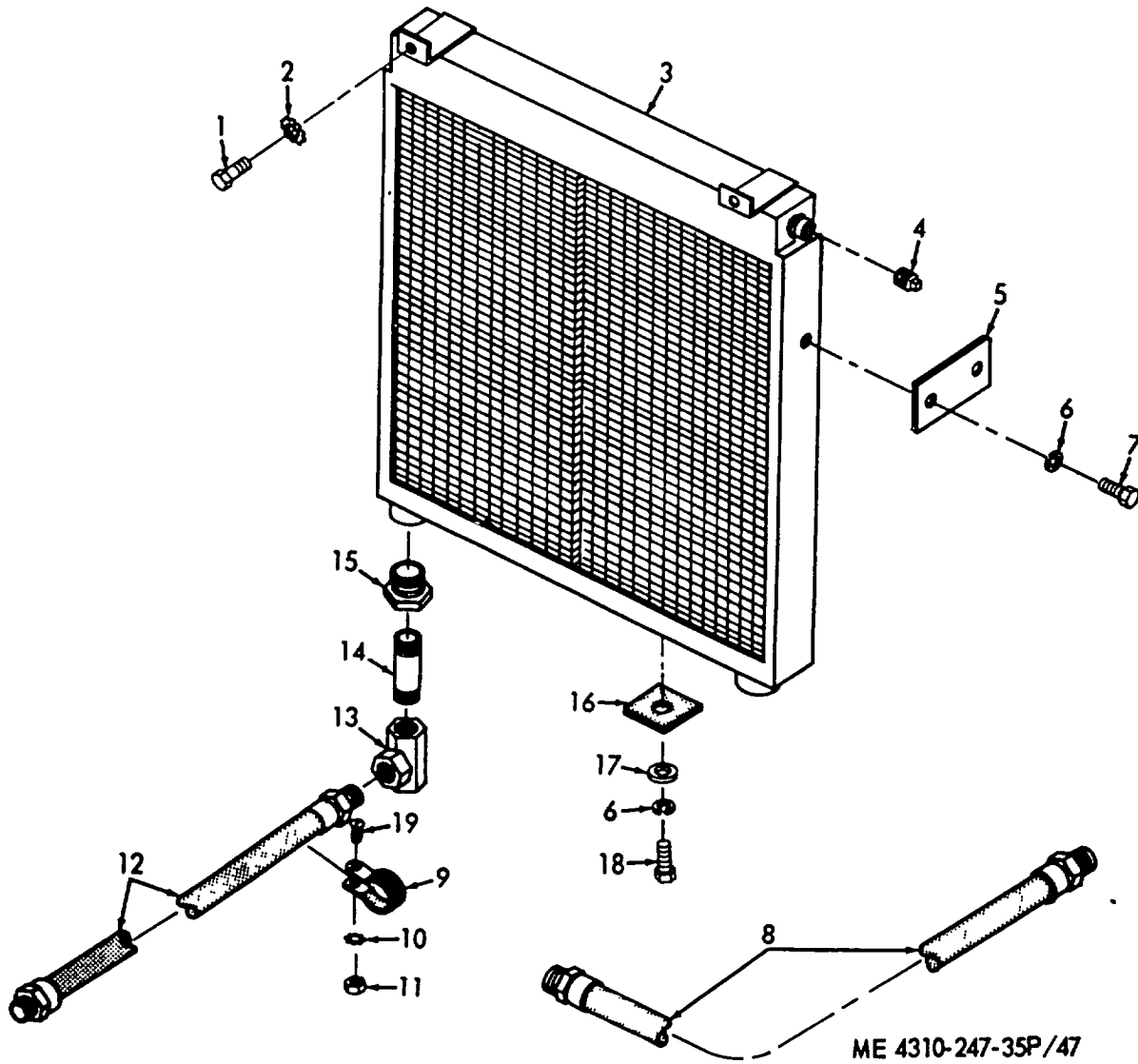


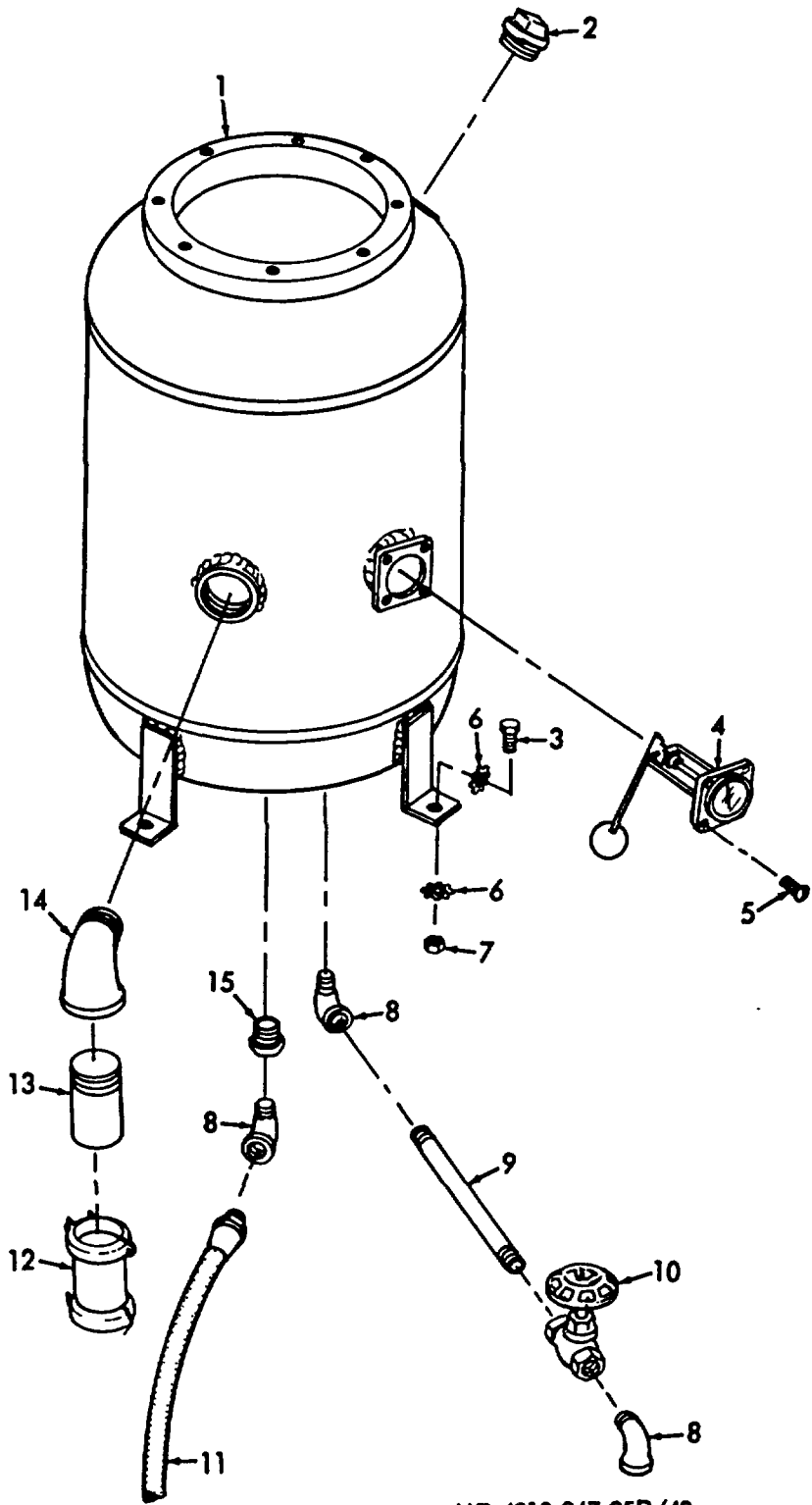
Figure 47. Compressor Oil Cooler.

INDEX TO PARTS, FIGURE 47

Reference Number	Functional Group	Item Name	Reference Number	Functional Group	Item Name
1	5006	BOLT	11	5006	NUT
2	5006	WASHER	12	5006	HOSE AY
3	5006	OIL COOLER	13	5006	UNION
4	5006	PLUG	14	5006	NIPPLE
5	5006	BRACKET	15	5006	BUSHING
6	5006	WASHER	16	5006	PAD
7	5006	BOLT	17	5006	WASHER
8	5006	HOSE AY	18	5006	SCREW
9	5006	CLAMP	19	5006	SCREW
10	5006	WASHER			

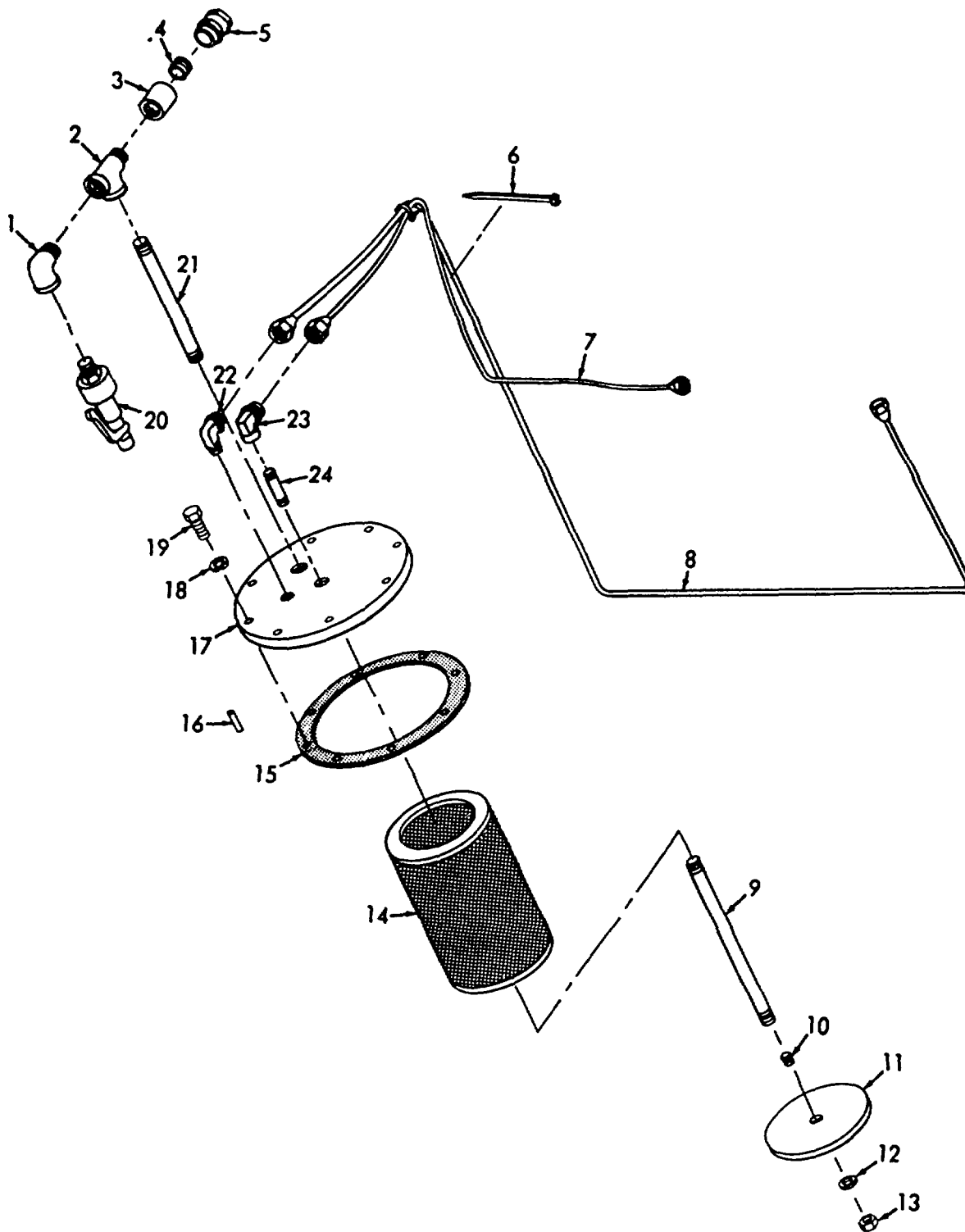
INDEX TO PARTS, FIGURE 48

Reference Number	Functional Group	Item Name
1	5014	RECEIVER
2	5014	PLUG
3	5014	SCREW
4	4702	INDICATOR
5	4702	SCREW
6	5014	WASHER
7	5014	NUT
8	5006	ELBOW
9	5006	NIPPLE
10	5006	VALVE
11	5006	HOSE AY
12	5006	COUPLING
13	5006	NIPPLE
14	5006	ELBOW
15	5006	BUSHING



ME 4310-247-35P/48

Figure 48. Air Receiver.

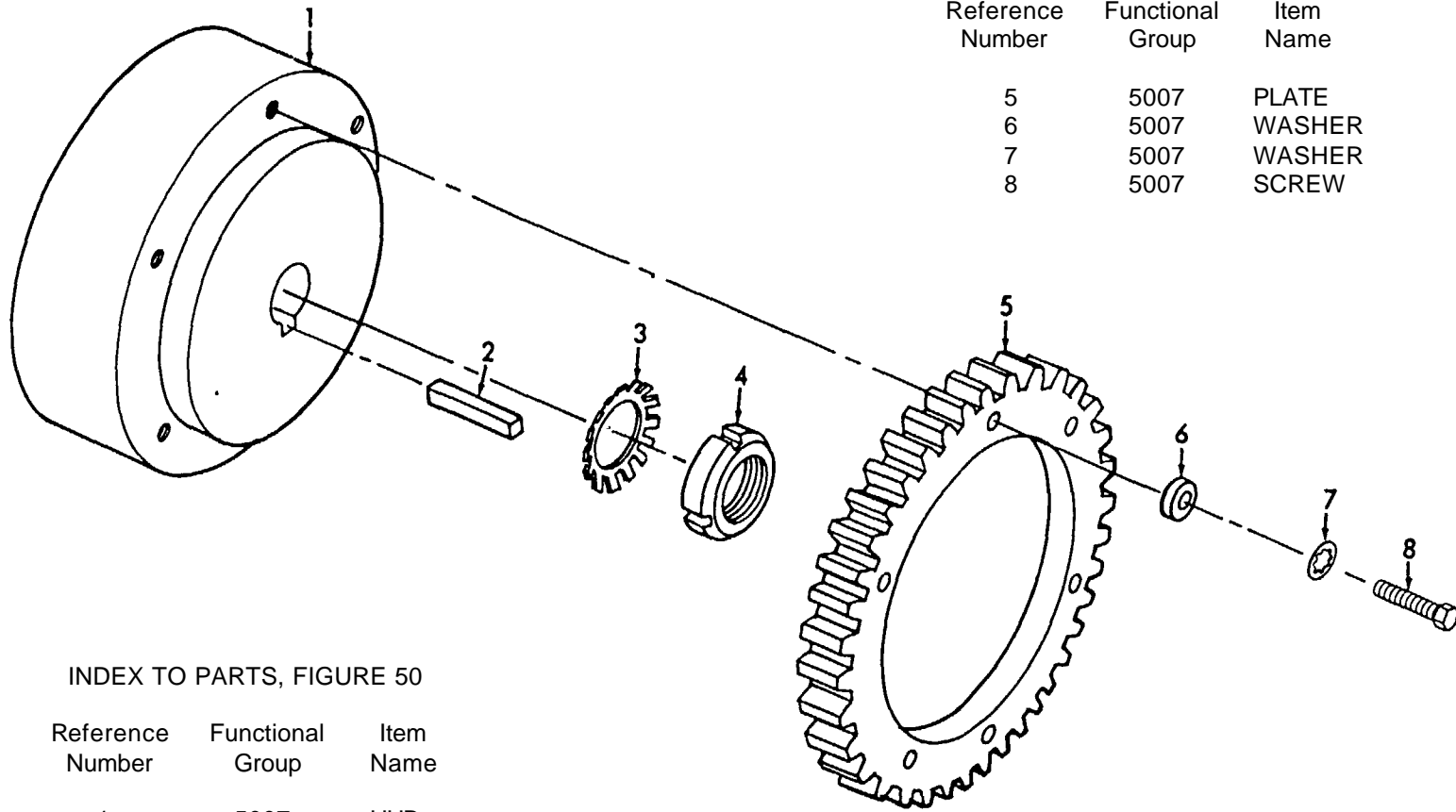


ME 4310-247-35P/49

Figure 49. Air Receiver Element.

INDEX TO PARTS, FIGURE 49

Reference Number	Functional Group	Item Name	Reference Number	Functional Group	Item Name
1	5015	ELBOW	13	5006	NUT
2	5015	TEE	14	5006	ELEMENT
3	5015	COUPLING	15	5006	GASKET
4	5015	ORIFICE	16	5006	PIN
5	5015	UNION	17	5006	PLATE
6	5006	STRAP	18	5006	WASHER
6	5015	STRAP	19	5006	SCREW
7	5006	LINE	20	5015	VALVE
8	5015	TUBE AY	21	5015	NIPPLE
9	5006	TUBE AY	22	5015	ELBOW
10	5006	PLUG	23	5006	ELBOW
11	5006	COVER	24	5006	NIPPLE
12	5006	WASHER			



INDEX TO PARTS, FIGURE 50 (cont)

Reference Number	Functional Group	Item Name
5	5007	PLATE
6	5007	WASHER
7	5007	WASHER
8	5007	SCREW

INDEX TO PARTS, FIGURE 50

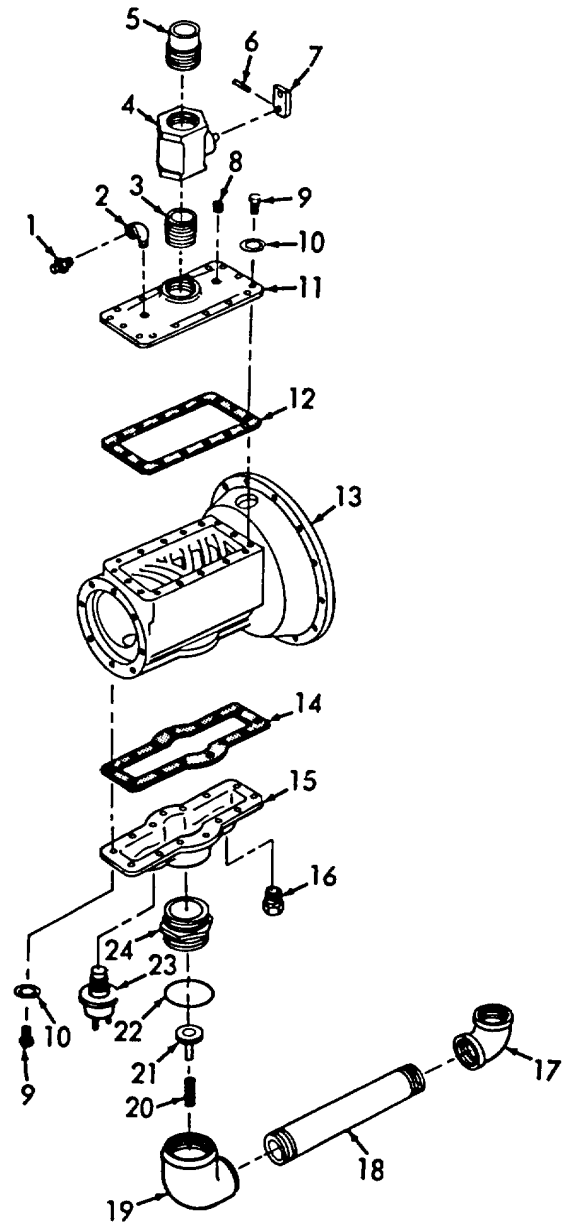
Reference Number	Functional Group	Item Name
1	5007	HUB
2	5007	KEY
3	5007	WASHER
4	5007	NUT

ME 4310-247-35P/50

Figure 50. Drive Hub.

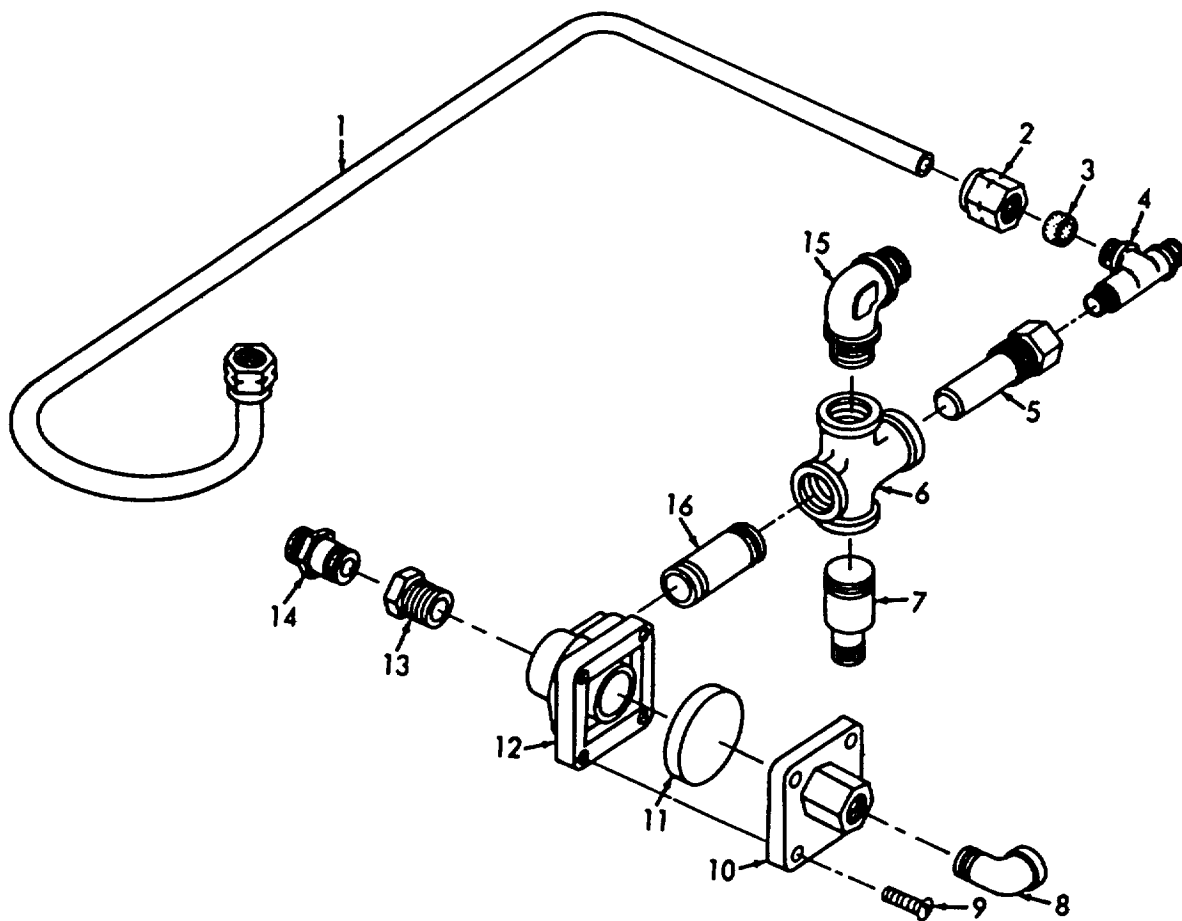
INDEX TO PARTS, FIGURE 51

Reference Number	Functional Group	Item Name
1	5008	CONNECTOR
2	5008	ELBOW
3	5008	NIPPLE
4	5008	VALVE SUB AY
5	5008	ADAPTER
6	5008	PIN
7	5008	LEVER
8	5008	PLUG
9	5008	WASHER
9	5015	WASHER
10	5008	SCREW
10	5015	SCREW
11	5008	FLANGE
12	5008	GASKET
13	5001	STATOR
14	5015	GASKET
15	5015	FLANGE
16	5006	BUSHING
17	5015	ELBOW
18	5015	NIPPLE
19	5015	BODY
20	5015	SPRING
21	5015	VALVE
22	5015	GASKET
23	0610	SWITCH
24	5015	SEAT



ME 4310-247-35P/51

Figure 51. Compressor Intake and Discharge Flange.

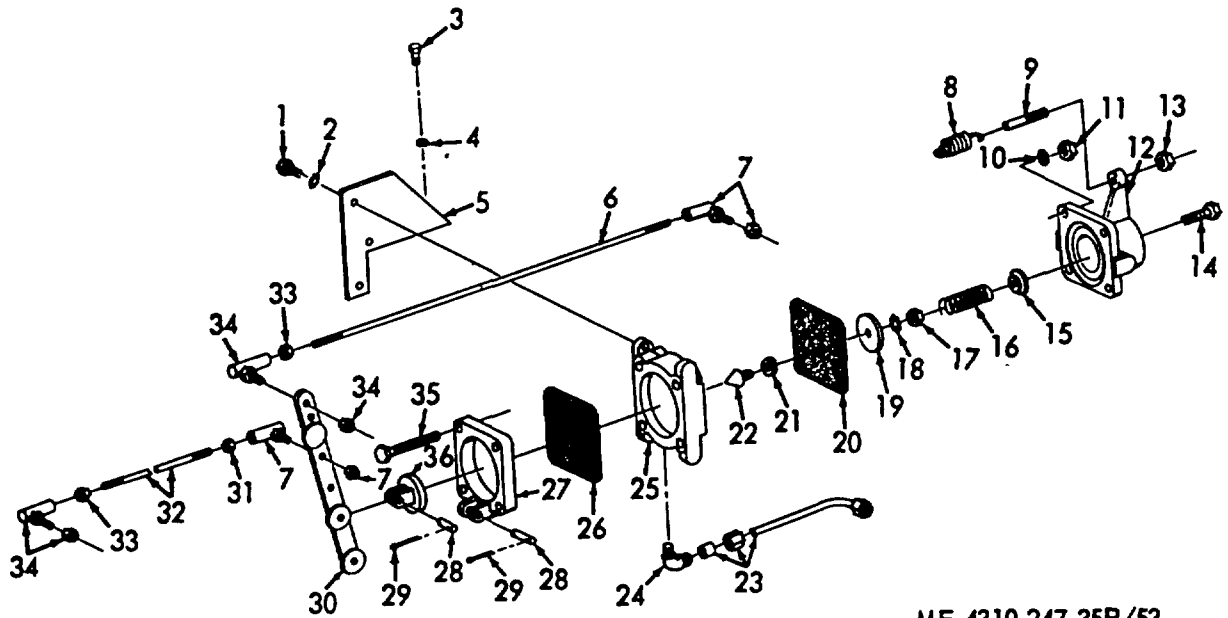


ME 4310-247-35P/52

Figure 52. Blow Down Valve.

INDEX TO PARTS, FIGURE 52

Reference Number	Functional Group	Item Name	Reference Number	Functional Group	Item Name
1	5009	TUBING	9	5009	SCREW
2	5009	NUT	10	5009	BONNET
3	5009	SLEEVE	11	5009	DIAPHRAGM
4	5009	TEE	12	5009	BODY
5	5009	NOZZLE	13	5009	BUSHING
6	5009	CROSS	14	5009	CONNECTOR
7	5009	STUD	15	5009	ELBOW
8	5009	ELBOW	16	5009	NIPPLE



ME 4310-247-35P/53

Figure 53. Control Valve and Linkage.

INDEX TO PARTS, FIGURE 53

Reference Number	Functional Group	Item Name	Reference Number	Functional Group	Item Name
1	5012	BOLT	20	5012	DIAPHRAGM
2	5012	WASHER	21	5012	WASHER
3	5012	SCREW	22	5012	STEM
4	5012	WASHER	23	5012	TUBE AY
5	5012	BRACKET	24	5012	ELBOW
6	5012	LINK	25	5012	BODY
7	0312	BALL JOINT	26	5012	DIAPHRAGM
7	5012	BALL JOINT	27	5012	RETAINER
8	5012	SPRING	28	5012	PIN
9	5012	STUD	29	5012	PIN
10	5012	WASHER	30	5012	LEVER
11	5012	NUT	31	0312	NUT
12	5012	HOUSING	31	5012	NUT
13	5012	NUT 3	2	0312	LINK
14	5012	SCREW	33	0312	NUT
15	5012	GUIDE	33	5012	NUT
16	5012	SPRING	34	0312	BALL JOINT
17	5012	NUT	34	5012	BALL JOINT
18	5012	WASHER	35	5012	SCREW
19	5012	REST	36	5012	PLUNGER AY

**SECTION IV INDEX-FEDERAL STOCK NUMBER AND REFERENCE NUMBER
CROSS-REFERENCE TO INDEX NUMBER**

<u>STOCK NUMBER</u>	<u>INDEX NUMBER</u>	<u>STOCK NUMBER</u>	<u>INDEX NUMBER</u>
1450-772-0780	00978	2815-198-5817	00054
2520-764-6542	01239	2815-212-2139	00368
2530-225-4826	01212	2815-215-7436	00238
2530-546-2274	00726	2815-225-4784	00007
2590-693-3453	01006	2815-225-4786	00005
2805-187-4321	00213	2815-225-4787	00157
2805-254-1355	00211	2815-225-4788	00423
2805-274-3403	00295	2815-225-4789	00539
2805-311-2467	00135	2815-225-4790	00775
2805-329-2571	00846	2815-270-3575	00138
2805-339-1403	00060	2815-293-1589	00119
2805-353-8901	00016	2815-313-7645	00019
2805-353-8901	00356	2815-313-7645	00751
2805-353-8983	00240	2815-322-0550	00209
2805-362-0511	00299	2815-324-0284	00206
2805-362-0525	00208	2815-325-4720	00188
2805-363-4663	00126	2815-347-3782	00023
2805-364-4935	00134	2815-347-3782	00067
2805-364-4954	00277	2815-347-3783	00024
2805-383-7592	00191	2815-347-3783	00068
2805-422-5012	00050	2815-364-4955	00242
2805-422-5791	00241	2815-507-2381	00012
2805-527-7244	00035	2815-507-2381	00321
2805-527-7244	00184	2815-507-3983	00194
2805-535-3571	00215	2815-646-6267	00025
2805-535-3737	00393	2815-646-6267	00124
2805-597-9210	00127	2815-651-2773	00197
2805-661-3757	00131	2815-709-0679	00165
2805-691-7800	00212	2815-709-0680	00170
2805-696-4046	00092	2815-709-0682	00219
2815-018-2514	00045	2815-709-0683	00217
2815-018-2515	00048	2815-709-0684	00149
2815-018-2522	00049	2815-709-0685	00107
2815-018-2524	00123	2815-709-0686	00152
2815-018-2529	00229	2815-710-7723	00400
2815-018-2547	00355	2815-722-6349	00030
2815-018-2548	00254	2815-735-1826	00090
2815-018-2551	00245	2815-735-1827	00037
2815-018-2552	00231	2815-735-1828	00176
2815-018-2552	00354	2815-758-9025	00185
2815-018-2553	00269	2815-764-6538	00280
2815-018-2556	00290	2815-764-6539	00353
2815-018-2557	00270	2815-765-2457	00619
2815-018-2559	00271	2815-776-2724	00205
2815-018-2560	00388	2815-870-9536	00008
2815-018-2561	00390	2815-870-9536	00402
2815-018-2566	00379	2815-907-6928	00130
2815-018-2585	00389	2815-907-6929	00172
2815-018-2586	00392	2815-907-6931	00150
2815-018-2613	00281	2815-907-6531	00151
2815-018-2617	00343	2815-933-2737	00207
2815-030-0850	00187	2815-936-2194	00046
2815-042-2815	00276	2815-939-9283	00155
2815-055-5947	00117	2815-995-1285	00198
2815-055-7350	00358	2910-036-3612	00681
2815-055-7351	00359	2910-042-4759	00478
2815-055-7353	00186	2910-042-4760	00440
2815-131-4733	00189	2910-042-4779	00447
2815-131-4748	00099	2910-042-4800	00441
2815-131-4758	00098	2910-042-4998	00886

**SECTION IV. INDEX-FEDERAL STOCK NUMBER AND REFERENCE NUMBER
CROSS-REFERENCE TO INDEX NUMBER (Continued)**

<u>STOCK NUMBER</u>	<u>INDEX NUMBER</u>	<u>STOCK NUMBER</u>	<u>INDEX NUMBER</u>
2910-055-7395	00632	2910-816-8227	00517
2910-055-7396	00637	2910-821-0451	00511
2910-055-7397	00642	2910-830-0154	00665
2910-055-7398	00627	2910-835-4539	00615
2910-058-6553	00506	2910-853-2376	00549
2910-058-6555	00510	2910-861-6890	00663
2910-058-6562	00705	2910-870-9751	00415
2910-127-5071	00513	2910-884-9827	00422
2910-141-9758	00617	2910-886-2926	00557
2910-198-5822	00461	2910-887-1539	00482
2910-198-5823	00471	2910-887-1544	00429
2910-198-5824	00616	2910-887-1546	00538
2910-218-6579	00417	2910-887-1547	00483
2910-225-4829	01415	2910-887-1548	00537
2910-225-4830	01416	2910-887-1564	00499
2910-225-4831	01367	2910-887-1570	00514
2910-225-4840	01014	2910-894-8696	00534
2910-294-2219	00535	2910-895-9083	00027
2910-306-1217	00717	2910-895-9083	00564
2910-306-1217	01484	2910-897-2545	00504
2910-321-8737	00462	2910-898-4927	00554
2910-321-8738	00438	2910-898-4928	00556
2910-335-9312	00452	2910-898-4929	00474
2910-335-9320	00515	2910-929-8260	01398
2910-335-9323	00516	2910-971-1467	00678
2910-335-9324	00467	2910-980-2290	00536
2910-335-9327	00518	2910-980-2300	00460
2910-335-9329	00436	2910-980-2306	00525
2910-335-9331	00507	2910-980-2313	00442
2910-339-4873	00378	2910-992-7084	00459
2910-339-4873	00610	2910-993-4152	00448
2910-347-5599	00433	2910-994-5504	00505
2910-387-1912	00664	2920-058-6574	00871
2910-506-3975	00541	2920-132-4500	00923
2910-562-9623	00425	2920-225-4824	00880
2910-629-2264	01175	2920-227-9446	00882
2910-640-9399	00540	2920-228-6959	00946
2910-646-6816	00022	2920-246-2723	01031
2910-646-6816	00563	2920-293-5041	00862
2910-734-0153	00508	2920-391-2989	00797
2910-757-1680	00558	2920-392-4652	00798
2910-757-7870	00668	2920-606-4390	00839
2910-784-0330	00512	2920-640-7518	00858
2910-784-0346	00519	2920-894-9391	00509
2910-786-1552	00521	2920-906-5912	00861
2910-786-3963	00520	2930-058-6570	00771
2910-786-3964	00477	2930-058-6572	00773
2910-786-3973	00463	2930-091-9078	00020
2910-787-6422	00437	2930-091-9078	00777
2910-788-0986	00444	2930-132-4496	00772
2910-788-0988	00522	2930-171-6575	00011
2910-788-0989	00451	2930-171-6575	00320
2910-788-7430	00677	2930-198-5792	00786
2910-791-8005	00566	2930-313-7646	00036
2910-791-8007	00594	2930-313-7646	00752
2910-791-8015	00595	2930-353-8897	00028
2910-791-8016	00565	2930-353-8897	00781
2910-791-9437	00456	2930-393-6485	00818
2910-795-0195	00420	2930-720-2677	00738
2910-795-9531	00662	2930-764-7193	00737

**SECTION IV. INDEX-FEDERAL STOCK NUMBER AND REFERENCE NUMBER
CROSS-REFERENCE TO INDEX NUMBER (Continued)**

<u>STOCK NUMBER</u>	<u>INDEX NUMBER</u>	<u>STOCK NUMBER</u>	<u>INDEX NUMBER</u>
2940-058-6551	00301	4310-938-5856	01460
2940-074-8869	00365	4310-938-8066	01337
2940-219-5459	00259	4310-977-7302	01336
2940-225-4832	00575	4310-979-0531	01265
2940-225-4832	01353	4310-979-0535	01347
2940-225-4832	01490	4310-979-0537	01250
2940-225-4833	01159	4310-997-1445	01378
2940-225-4834	01245	4310-999-3267	01200
2940-580-6283	00315	4310-999-5539	01462
2940-740-6099	01161	4310-999-5983	01448
2990-118-1621	00730	4330-217-3588	01278
2990-225-4835	01183	4330-277-3288	00679
2990-225-4837	01201	4330-932-7515	01258
2990-225-4838	00727	4330-932-7516	01251
2990-374-3996	00120	4710-136-8523	01170
2990-786-6341	00439	4710-136-8523	01171
2990-787-6424	00476	4710-136-8523	01477
2990-901-1292	00712	4710-277-5524	01169
2990-901-1307	00698	4710-277-5524	01430
3030-225-0144	00783	4710-277-5524	01481
3040-978-2983	00716	4710-277-7581	00711
3040-978-2983	01394	4710-278-2184	01304
3040-978-2983	01485	4710-278-2184	01308
3040-981-9080	01333	4710-278-2184	01455
3110-108-9247	00799	4710-278-2184	01476
3110-900-5568	00805	4710-930-4769	00391
3120-042-8622	00249	4720-018-2580	00327
3120-042-8623	00248	4720-018-2582	00326
3120-042-8624	00279	4720-225-4799	00584
3120-886-6208	00428	4720-225-4800	00753
3120-886-6210	00432	4720-225-4801	00754
4210-889-2221	01468	4720-928-3617	01363
4310-126-8228	01199	4730-010-3875	00094
4310-225-4795	01400	4730-011-3176	01252
4310-225-4796	01401	4730-042-2916	00308
4310-225-4797	01280	4730-042-8988	00064
4310-225-4798	01182	4730-042-8988	00609
4310-225-4836	01219	4730-042-8988	01365
4310-646-9013	01313	4730-052-9877	00630
4310-678-0045	01300	4730-052-9877	00635
4310-714-3191	01281	4730-052-9877	00640
4310-779-0547	01282	4730-052-9877	00645
4310-779-0548	01284	4730-073-3576	01079
4310-893-9663	01189	4730-105-2400	01080
4310-893-9663	01207	4730-142-1851	00063
4310-893-9663	01221	4730-193-0869	01151
4310-928-3618	01184	4730-193-0869	01374
4310-928-3618	01205	4730-193-0879	01235
4310-928-3618	01214	4730-193-0879	01237
4310-928-3618	01220	4730-203-3194	00333
4310-929-6716	00725	4730-203-3194	00608
4310-930-0532	01223	4730-231-5632	00307
4310-930-0787	01198	4730-231-5632	00385
4310-930-0788	01228	4730-231-5632	00656
4310-930-0790	01196	4730-250-7905	00234
4310-930-1672	01457	4730-263-2733	00620
4310-930-4756	01188	4730-263-3124	00341
4310-930-4756	01222	4730-263-3124	01289
4310-930-9292	01087	4730-266-0532	01231
4310-930-9953	01461	4730-278-3039	01290

**SECTION IV. INDEX-FEDERAL STOCK NUMBER AND REFERENCE NUMBER
CROSS-REFERENCE TO INDEX NUMBER (Continued)**

<u>STOCK NUMBER</u>	<u>INDEX NUMBER</u>	<u>STOCK NUMBER</u>	<u>INDEX NUMBER</u>
4730-278-3397	00407	5305-071-1775	00040
4730-278-4822	01376	5305-097-6426	00204
4730-287-0173	01099	5305-135-8844	00065
4730-287-3281	00670	5305-135-8845	00066
4730-289-5387	00337	5305-207-3984	00500
4730-335-9315	00430	5305-225-3839	00763
4730-446-5838	00604	5305-225-3839	00951
4730-529-4964	00253	5305-225-3839	00993
4730-529-4964	00340	5305-253-5606	00489
4730-537-1192	00669	5305-253-5606	01147
4730-554-7540	00466	5305-269-3209	00587
4730-595-4924	00629	5305-269-3209	00992
4730-595-4924	00634	5305-269-3209	01293
4730-595-4924	00639	5305-269-3209	01426
4730-595-4924	00644	5305-269-3211	00200
4730-625-2531	00703	5305-269-3211	00374
4730-639-9676	00601	5305-269-3211	01294
4730-639-9676	00700	5305-269-3211	01371
4730-744-1256	01225	5305-269-3211	01413
4730-744-1256	01291	5305-269-3211	01449
4730-778-7614	00226	5305-269-3213	00202
4730-895-9013	00591	5305-269-3213	01338
4730-921-3242	00300	5305-269-3213	01339
4730-930-4477	01443	5305-269-3214	01039
4730-957-7438	01453	5305-269-3214	01192
4730-980-2197	00225	5305-269-3214	01437
4730-980-2819	00710	5305-269-3216	01040
4730-980-2819	01168	5305-269-3218	01414
4730-980-2819	01303	5305-285-1243	00987
4730-980-2819	01307	5305-285-4540	00986
4730-980-2819	01391	5305-376-8301	00143
4730-980-2819	01429	5305-514-8436	00816
4730-980-2820	01454	5305-614-0247	00904
4730-984-5108	01098	5305-724-5938	00266
4730-984-5108	01297	5305-724-7221	01292
4730-984-5108	01451	5305-786-4028	00492
4730-985-0642	00709	5305-786-4032	00494
4730-985-0642	01167	5305-788-3735	00495
4730-985-0642	01302	5305-789-0624	00496
4730-985-0642	01306	5305-808-9977	01253
4730-985-0642	01390	5305-846-0129	00491
4730-985-0642	01428	5305-879-7941	01095
4730-989-1830	00745	5305-889-3001	00830
4730-990-1749	01422	5305-891-8979	00493
4820-174-0339	00747	5305-978-9368	00488
4820-225-4791	01101	5305-984-5684	01256
4820-225-4792	01100	5305-984-6191	00815
4820-225-4793	01463	5305-984-6210	00707
4820-865-6946	00599	5305-984-6210	01061
4820-959-8193	01312	5305-984-6212	01060
4820-980-2822	01383	5305-984-6212	01470
4920-704-7556	01177	5306-225-8496	01066
4940-705-2294	01279	5306-225-8497	00784
5305-017-8425	01148	5306-225-8497	00854
5305-017-8451	01003	5306-225-8497	00926
5305-042-6417	01059	5306-225-8497	01034
5305-068-0502	00264	5306-225-8497	01049
5305-068-0502	01164	5306-225-8497	01232
5305-068-0502	01776	5306-225-8499	01067
5305-069-5568	01005	5306-225-8499	01077

**SECTION IV. INDEX-FEDERAL STOCK NUMBER AND REFERENCE NUMBER
CROSS-REFERENCE TO INDEX NUMBER (Continued)**

<u>STOCK NUMBER</u>	<u>INDEX NUMBER</u>	<u>STOCK NUMBER</u>	<u>INDEX NUMBER</u>
5306-225-8499	01233	5310-274-8669	01218
5306-225-8499	01396	5310-274-8669	01224
5306-225-8502	00733	5310-274-8669	01372
5306-685-1821	00133	5310-274-8669	01464
5306-744-4191	00166	5310-347-3787	00411
5306-819-3038	00431	5310-353-8927	00406
5307-021-4115	00255	5310-407-9566	00791
5307-135-8848	00073	5310-417-8620	00674
5307-207-1272	00078	5310-441-0250	01273
5307-268-5757	00101	5310-579-3039	00192
5307-274-1403	00070	5310-582-5965	00265
5307-274-1416	00075	5310-582-5965	00363
5307-297-8313	00102	5310-582-5965	00598
5307-364-4945	00100	5310-582-5965	00766
5307-424-3549	00381	5310-582-5965	00770
5307-637-7166	00077	5310-582-5965	01179
5307-637-7166	00103	5310-582-5965	01285
5307-646-6277	00071	5310-595-6398	00673
5307-741-3421	00074	5310-595-7237	01341
5307-784-0015	00080	5310-596-4989	00097
5307-784-0699	00684	5310-596-4989	00331
5307-818-1254	00072	5310-596-4989	00332
5310-011-7062	00193	5310-596-4989	00686
5310-012-4573	00334	5310-596-4989	00758
5310-013-4570	00898	5310-596-8169	00985
5310-017-3128	00849	5310-616-1330	00769
5310-017-3128	00851	5310-616-1418	00720
5310-017-8378	00713	5310-616-1418	01425
5310-017-8537	01257	5310-637-0814	00405
5310-017-8591	00850	5310-637-9541	00104
5310-022-0071	01405	5310-637-9541	00223
5310-042-6678	00916	5310-637-9541	00375
5310-043-2646	00913	5310-637-9541	00740
5310-044-5285	00275	5310-637-9541	01194
5310-045-3296	01077	5310-637-9541	01330
5310-045-3299	00817	5310-637-9541	01342
5310-045-3299	00835	5310-639-6385	00685
5310-082-1404	00988	5310-709-2928	00221
5310-087-7493	01028	5310-723-4458	01125
5310-087-7493	01117	5310-732-0558	00576
5310-087-7493	01118	5310-732-0558	00735
5310-104-7758	00695	5310-732-0558	01036
5310-141-1795	01178	5310-732-0558	01111
5310-167-0837	00911	5310-732-0558	01274
5310-188-4233	00085	5310-732-0558	01354
5310-198-3748	01010	5310-754-4631	01042
5310-207-9071	00729	5310-761-6882	00728
5310-209-2249	00527	5310-761-6882	00949
5310-209-2947	00531	5310-761-6882	00991
5310-261-7340	00144	5310-768-0318	00837
5310-261-7340	00201	5310-768-0318	01056
5310-261-7340	00398	5310-779-8193	00274
5310-261-7340	00690	5310-784-0033	00682
5310-261-7340	00693	5310-785-8060	00083
5310-261-7340	00694	5310-787-6466	00526
5310-261-7340	00767	5310-796-8638	00529
5310-264-4060	00222	5310-796-8638	00530
5310-268-7270	00167	5310-809-4061	01325
5310-274-8669	01191	5310-820-6653	01326
5310-274-8669	01211	5310-877-4952	00532

**SECTION IV. INDEX-FEDERAL STOCK NUMBER AND REFERENCE NUMBER
CROSS-REFERENCE TO INDEX NUMBER (Continued)**

<u>STOCK NUMBER</u>	<u>INDEX NUMBER</u>	<u>STOCK NUMBER</u>	<u>INDEX NUMBER</u>
5310-877-4956	00560	5330-760-6122	01356
5310-880-7744	00585	5330-760-6122	01491
5310-880-7744	00789	5330-786-4025	00523
5310-880-7744	00857	5330-830-7825	00533
5310-880-7744	00990	5330-835-3453	00759
5310-880-7744	01024	5330-877-4972	00544
5310-880-7744	01054	5330-937-8477	00545
5310-880-7744	01089	5340-018-8541	01050
5310-880-7744	01109	5340-018-8541	01071
5310-880-7744	01407	5340-266-1975	00196
5310-880-8189	01406	5340-282-0086	00164
5310-880-8189	01434	5340-282-7145	00480
5310-894-9407	00220	5340-302-1840	01052
5310-934-9751	01055	5340-335-9299	00501
5310-934-9751	01469	5340-582-2848	00780
5310-934-9758	00704	5340-598-1166	00869
5310-989-4637	00952	5340-664-6802	01093
5310-989-4637	01011	5340-678-0036	01097
5310-990-2704	00657	5340-732-0642	01002
5315-012-0123	00235	5340-757-4319	01227
5315-255-2360	00057	5340-784-0042	00671
5315-325-4739	00121	5340-786-4027	00481
5315-363-4666	00190	5340-797-4860	00061
5315-616-5526	00823	5340-828-3106	01260
5315-688-0430	00814	5340-877-5967	01322
5315-732-1010	01187	5930-225-4855	01017
5315-732-1010	01215	5930-225-4856	01015
5315-816-1794	00168	5930-762-2538	01016
5315-839-5820	01408	5930-836-0843	00941
5325-136-4404	01085	5930-956-2484	00942
5325-779-9176	00667	5935-773-1428	00959
5325-854-7023	00961	5975-304-7496	00803
5325-854-7023	01073	5977-091-9283	00864
5330-043-1680	00915	6140-057-2554	01019
5330-171-5641	00542	6140-136-1042	01020
5330-190-4224	00325	6140-136-1043	01022
5330-197-8116	00033	6140-136-1045	01023
5330-197-8116	00183	6220-299-7425	00982
5330-235-5124	00877	6220-299-7426	00980
5330-282-6098	00874	6220-368-4945	00998
5330-282-6112	00878	6220-377-6471	00997
5330-292-8824	00371	6220-577-3434	00975
5330-297-7106	01001	6220-577-3435	00972
5330-351-6356	00018	6220-726-1916	00973
5330-351-6356	00324	6220-727-3288	00974
5330-353-0959	00977	6220-729-9296	00981
5330-374-4058	00029	6220-731-5920	00965
5330-374-4058	00128	6220-752-5993	00983
5330-641-0986	00026	6220-752-6516	00976
5330-641-0986	00125	6220-890-5907	00969
5330-641-0986	00180	6240-019-0877	00934
5330-641-8282	00543	6240-019-0877	00979
5330-641-8282	00552	6240-019-0877	01000
5330-641-8283	00551	6240-019-0877	01495
5330-641-8286	00550	6240-877-3405	00968
5330-641-8291	00548	6250-371-4018	00984
5330-658-6193	00666	6620-560-1999	00765
5330-658-6193	00680	6620-962-6132	01331
5330-718-7385	00318	6680-225-4802	01163
5330-760-6122	00578	6680-815-1486	00928

**SECTION IV. INDEX-FEDERAL STOCK NUMBER AND REFERENCE NUMBER
CROSS-REFERENCE TO INDEX NUMBER (Continued)**

<u>STOCK NUMBER</u>	<u>INDEX NUMBER</u>	<u>STOCK NUMBER</u>	<u>INDEX NUMBER</u>
6680-815-1486	01162	9505-198-9104	00262
6680-833-6128	00935	9505-198-9104	01480
6680-833-6128	01174	9505-198-9105	01479
6685-089-5305	00927	9505-199-7836	01478
6685-089-5305	01156	9505-199-8736	00147
6685-225-4857	01158	9905-202-3639	01126
6685-225-4858	01157	9905-205-1709	01142
6685-225-4859	00943	9905-205-2795	01127
6685-225-4859	01165		
6810-249-9354	01027		

<u>REFERENCE NO.</u>	<u>MFG CODE</u>	<u>INDEX NO.</u>	<u>REFERENCE NO.</u>	<u>MFG CODE</u>	<u>INDEX NO.</u>
AEA9621D	21387	00480	FHB33PLMIL	73370	00310
AF945-5P	81349	01421	FW263-36	14351	00855
AN335-5	88044	00937	FW284-78	14351	00856
AN335-5	88044	01037	F400M207	14351	00846
AN960P0916	88044	01324	F600L221	14351	00379
A211446	32537	00925	GBF79	19728	00862
A221376	83179	00716	GD157F329	14351	00660
A221376	83179	01394	GD193F301	14351	00420
A221376	83179	01485	GD193F302	14351	00565
A221415-1	83179	01347	GGW52B	19728	00808
A221898	83179	00717	GHS1003	19728	00804
A221898	83179	01484	GHS1005	19728	00818
A222016	83179	01313	GHS1007	19728	00819
A600I338	14351	00211	GHS1008	19728	00820
B19333-267	00736	00581	GHS1028	19728	00802
B19333-267	00736	01358	GHS1032	19728	00809
B19333-267	00736	01494	GHS15	19728	00832
B600-0-201	14351	00120	GHS17	19728	00841
B600I216	14351	00194	GHS18	19728	00834
CVT2398	14351	00238	GHS20	19728	00801
CVT3221	14351	00236	GHS2001	19728	00812
C1126PL	73370	00664	GHS2002S	19728	00821
C400L228	14351	00277	GHS2006F	19728	00798
C400L231	14351	00018	GHS2012S	19728	00840
C400L231	14351	00324	GHS23	19728	00833
DBGUC437-2AL	84760	00423	GHS24	19728	00800
D4F6	81895	01079	GHS26	19728	00822
D6001269	14351	00215	GHS27	19728	00807
D60012270	14351	00295	GHS3	19728	00806
D400K3010	14351	00773	GHS31	19728	00831
ED400K30112	14351	00771	GHS38	19728	00816
ED400T102	14351	00775	GHS40	19728	00813
EV375C1	92029	01383	GHS6002TS18	19728	00839
EX133401X	19728	00893	HD260C302	14351	00138
EX133401X1	19728	00892	HD260F248	14351	00596
EX136634A	19728	00895	HD260H226	14351	00358
EX144120	19728	00881	HD260L225	14351	00355
EX144136	19728	00901	HD260M3490	14351	01173
EX144138	19728	00891	HD277K2020	14351	00776
EX144142	19728	00899	HD400F205	14351	00628
EX145625	19728	00887	HD400F205	14351	00633
EX145628	19728	00889	HD400F205	14351	00638
EX375-1C1	92029	01384	HD400F2160	14351	00594
EX375-2C1	92029	01385	HD400F259	14351	00416
EX375-3C1	92029	01386	HD400F299	14351	00566
E0-16817F	19728	00883	HD400F406	14351	00705
E1313U103	51600	01203	H206B3160	14351	00328
E600A215	14351	00093	H260A204	14351	00209
E604I202	14351	00191	H260A209	14351	00089

**SECTION IV. INDEX-FEDERAL STOCK NUMBER AND REFERENCE NUMBER
CROSS-REFERENCE TO INDEX NUMBER (Continued)**

<u>REFERENCE NO.</u>	<u>MFG CODE</u>	<u>INDEX NO.</u>	<u>REFERENCE NO.</u>	<u>MFG CODE</u>	<u>INDEX NO.</u>
H260B321	14351	00012	JD382G209	14351	00289
H260B321	14351	00321	JD382G214	14351	00249
H260B333	14351	00023	JD382G218	14351	00248
H260B333	14351	00067	JD382G219	14351	00173
H260B339	14351	00025	JD382G220	14351	00174
H260B339	14351	00124	JD382G221	14351	00175
H260B340	14351	00024	JD382G300	14351	00113
H260B340	14351	00068	JD382G3001	14351	00111
H260C201	14351	00119	JD382G301	14351	00112
H260E200	14351	00400	JD382G303	14351	00109
H260F247	14351	00595	JD382G304	14351	00116
H260I200	14351	00188	JD382G3041	14351	00114
H260I203	14351	00206	JD382G305	14351	00115
H260I206	14351	00205	JD382G306	14351	00150
H260I203	14351	00019	JD382G306	14351	00151
H260K203	14351	00751	JD382G309	14351	00110
H260K204	14351	00020	JD382G3091	14351	00108
H260K204	14351	00777	JD382H207	14351	00359
H260K209	14351	00036	JD382H319	14351	00245
H260K209	14351	00752	JD382H321	14351	00271
H260K213	14351	00029	JD382H323	14351	00346
H260K213	14351	00128	JD382H324	14351	00186
JD382A200	14351	00098	JD382H401	14351	00185
JD382A201	14351	00099	JD382I201	14351	00210
JD382A202	14351	00048	JD382I203	14351	00198
JD382A2070	14351	00045	JD382I301	14351	00217
JD382A304	14351	00032	JD382K315	14351	00301
JD382A5010	14351	00181	JD382K402	14351	00748
JD382B02	14351	00004	JD382L208	14351	00362
JD382B202	14351	00006	JD382L209	14351	00255
JD382B203	14351	00037	JD382L211	14351	00017
JD382B210	14351	00347	JD382L211	14351	00357
JD382B211	14351	00349	JD382L212	14351	00391
JD382B218	14351	00239	JD382L213	14351	00228
JD382B219	14351	00279	JD382L215	14351	00233
JD382B224	14351	00350	JD382L2150	14351	00232
JD382B2242	14351	00345	JD382L2151	14351	00231
JD382B225	14351	00251	JD382L2151	14351	00354
JD382B226	14351	00254	JD382L217	14351	00010
JD382B417	14351	00178	JD382L217	14351	00319
JD382B4172	14351	00177	JD382L224	14351	00370
JD382B419	14351	00052	JD382L2250	14351	00082
JD382B423	14351	00250	JD382L3050	14351	00390
JD382B4230	14351	00247	JD382L3060	14351	00388
JD382B4231	14351	00246	JD382L308	14351	00303
JD382B4234	14351	00229	JD382L309	14351	00013
JD382B424	14351	00276	JD382L309	14351	00316
JD382B4241	14351	00270	JD382L4030	14351	00389
JD382B600	14351	00139	JD382L5020	14351	00392
JD382C224	14351	00118	JD382L601	14351	00230
JD382C2242	14351	00117	JD382M322	14351	00795
JD382C228	14351	00130	JD382T102	14351	00149
JD382C405	14351	00137	JD382T109	14351	00218
JD382C4050	14351	00136	JD382T135	14351	00107
JD382E500	14351	00404	JD382T174	14351	00172
JD382F316	14351	00659	JD382T177	14351	00343
JD382F318	14351	00626	JD382305	14351	00176
JD382F3180	14351	00624	JD383M319	14351	00848
JD382F319	14351	00623	JD400F2000	14351	00415
JD382F3190	14351	00621	JD400F500	14351	00631

**SECTION IV INDEX-FEDERAL STOCK NUMBER AND REFERENCE NUMBER
CROSS-REFERENCE TO INDEX NUMBER (Continued)**

<u>REFERENCE NO.</u>	<u>MFG CODE</u>	<u>INDEX NO.</u>	<u>REFERENCE NO.</u>	<u>MFG CODE</u>	<u>INDEX NO.</u>
JD400F5001	14351	00627	J382B414	14351	00053
JD400F501	14351	00636	J382D4002	14351	00169
JD400F5011	14351	00632	J382D4003	14351	00165
JD400F502	14351	00641	J382E302	14351	00034
JD400F5021	14351	00637	J382E302	14351	00403
JD400F503	14351	00646	J3820200	14351	00170
JD400F5031	14351	00642	J382I1200	14351	00187
JD403A200	14351	00161	J382I300	14351	00214
JD403A400	14351	00156	J382I300	14351	00219
JD403A4001A	14351	00155	J382I400	14351	00207
JD403A401	14351	00069	J382T108	14351	00216
JD403A4012	14351	00153	J403A300	14351	00158
JD403A402	14351	00031	J403A301	14351	00159
JD403A402	14351	00088	J403A302	14351	00160
JD403A5003C	14351	00049	J403A304	14351	00163
JD403A602	14351	00091	J403K3010	14351	00778
JD403A6025	14351	00090	J403K402	14351	00774
JD403B200	14351	00286	KIT204	19728	00861
JD403B201	14351	00287	K404L210	14351	00371
JD403B202	14351	00283	K60012350	14351	00197
JD403B301	14351	00291	K600L206	14351	00011
JD403B3010	14351	00288	K600L206	14351	00320
JD403B302	14351	00290	LP1058	61112	00698
JD403B3021	14351	00269	LP1214-3	61112	00712
JD403B3030	14351	00335	LP2377	61112	00702
JD403C407	14351	00123	L478A308	14351	00162
JD403E200	14351	00008	MA12476	74400	00933
JD403E200	14351	00402	MBD119	19728	00874
JD403E300	14351	00401	MBD19AS	19728	00871
JD403F222	14351	00654	MCS47A	19728	00869
JD403F223	14351	00655	MEJ101	19728	00909
JD403F401	14351	00653	MEJ38	19728	00910
JD403G200	14351	00284	MEJ39A	19728	00888
JD403H301	14351	00285	MEJ65A	19728	00906
JD403H3011	14351	00282	MEJ82A	19728	00871
JD403K307	14351	00326	MEJ83A	19728	00884
JD403K308	14351	00772	MEJ884	19728	00905
JD403K309	14351	00749	MEJ92	19728	00875
JD403K401	14351	00327	MEJ93	19728	00873
JD403M203	14351	00847	MEL17	19728	00865
JD403M311	14351	00796	MEL18	19728	00872
JD403T104	14351	00152	MEL24	19728	00867
JD403T105C	14351	00157	MEL25	19728	00866
JD403T109	14351	00281	MEL25	19728	00894
JD403T110	14351	00353	MEL50	19728	00863
JD403T111	14351	00280	MET1050	19728	00885
JD403U111	14351	00007	MET1075A	19728	00896
JD403U113	14351	00030	MET28	19728	00907
JS382L2240	14351	00368	MET52A	19728	00879
J350AA145	00736	00574	MET53A	19728	00868
J350AA145	00736	01352	MET62	19728	00890
J350AA145	00736	01489	MET67	19728	00876
J382A200	14351	00021	MEU1050	19728	00882
J382A200	14351	00055	MEW1012S	19728	00864
J382A304	14351	00182	MFY8001AT	19728	00880
J382B306	14351	00009	MN21A	19728	00814
J382B306	14351	00179	MS13805-1	96906	00858
J382B311	14351	00051	MS13823-1	96906	00797
J382B403	14351	00015	MS15570-1251	96906	01000
J382B403	14351	00323	MS16632-100	96906	01093

**SECTION IV INDEX-FEDERAL STOCK NUMBER AND REFERENCE NUMBER
CROSS-REFERENCE TO INDEX NUMBER (Continued)**

<u>REFERENCE NO.</u>	<u>MFG CODE</u>	<u>INDEX NO.</u>	<u>REFERENCE NO.</u>	<u>MFG CODE</u>	<u>INDEX NO.</u>
MS16632-175	96906	01092	RAX00-2325	18265	00159
MS16997-30	96906	00488	RBX00-2225	18265	01161
MS20066-459	96906	01187	RD6K3190	14351	00765
MS20066-459	96906	01206	R600C201	14351	00131
MS20066-459	96906	01215	R600C219	14351	00135
MS20066-459	96906	01334	R600I203	14351	00208
MS20995F32-11	96906	00087	R600I218	14351	00213
MS24544-1	96906	00928	SD802M324	14351	00842
MS24544-1	96906	01162	SP6029	19728	00886
MS27040-11	96906	01255	STD1416	80254	00724
MS35000-3	96906	01019	STD1646	80254	00723
MS35206-23	96906	00830	SXX18310	14351	00351
MS35206-243	96906	00815	S749A203	14351	00092
MS35266-64	96906	00904	S749I205	14351	00212
MS35291-188	96906	00041	TA10910	96452	01331
MS35291-46	96906	01094	TD427F245	14351	00417
MS35291-58	96906	00706	TD6001204	14351	00195
MS35291-60	96906	01229	T427A201	14351	00003
MS35333-7	96906	01420	T427L208	14351	00369
MS35333-8	96906	01419	T8813	76700	00727
MS35333-93	96906	01191	VD10928	96452	01300
MS35333-93	96906	01211	VM75	73273	01100
MS35333-93	96906	01218	WC040	00736	00577
MS35333-93	96906	01224	WC040	00736	01355
MS35338-32	96906	00043	W4B108	14351	00014
MS35338-42	96906	00817	W4B108	14351	00322
MS35338-42	96906	00835	XA705A	19728	00803
MS3533844	96906	00363	X1015	14351	00298
MS35387-1	96906	00127	X1017	14351	00747
MS35387-2	96906	01126	X12004	14351	00300
MS35420-1	96906	00981	X12016	14351	00601
MS35423-1	96906	00975	X12048	14351	00384
MS35423-2	96906	00973	X12166	14351	00293
MS35424-1	96906	00972	X12166	14351	00742
MS35424-2	96906	00974	X12381	14351	00630
MS35645-1	96906	00617	X12381	14351	00635
MS35690-1201	96906	00039	X12381	14351	00640
MS35802-3	96906	00315	X12381	14351	00645
MS35840-1	96906	00738	X12394	14351	00629
MS51330-1	96906	00997	X12394	14351	00634
MS90725-60	96906	01449	X12394	14351	00639
MS90908	96906	00618	X12394	14351	00644
MU54	19728	00878	X12419	14351	00383
MU54B	19728	00877	X12478	14351	00604
MU54L	19728	00917	X12479	14351	00619
MZ294	19728	00912	X12480	14351	00378
M600A256	14351	00189	X12480	14351	00610
M600K301	14351	00244	X12481	14351	00333
M600L2030	14351	00259	X12481	14351	00608
M600L214	14351	00026	X12533	14351	00309
M600L214	14351	00125	X12633	14351	00622
M600L214	14351	00180	X12633	14351	00625
M600L302	14351	00260	X127001-1	14351	00382
N62K211	14351	00028	X12701	14351	00387
N62K211	14351	00781	X12709	14351	00386
N62L210	14351	00016	X12790	14351	00330
N62L210	14351	00356	X12875	14351	00305
PU535A	19728	00811	X12922	14351	00304
P10-0089	18265	01160	X13004	14351	00086
P35-357P	19728	00824	X13198	14351	00344

**SECTION IV INDEX-FEDERAL STOCK NUMBER AND REFERENCE NUMBER
CROSS-REFERENCE TO INDEX NUMBER (Continued)**

<u>REFERENCE NO.</u>	<u>MFG CODE</u>	<u>INDEX NO.</u>	<u>REFERENCE NO.</u>	<u>MFG CODE</u>	<u>INDEX NO.</u>
X1333M	14351	00146	X3253	14351	00142
X139A	14351	00062	X336	14351	00035
X139A	14351	00338	X336	14351	00184
X139A	14351	00339	X3380	19728	00799
X14206	14351	00129	X365	14351	00325
X14264	14351	00410	X3856A	14351	00348
X14373	14351	00394	X3940	14351	00047
X14374	14351	00084	X3993	14351	00919
X14451	14351	00278	X4200	14351	00070
X14457	14351	00105	X4308	14351	00079
X1481	14351	00409	X4399	14351	00081
X1577	14351	01775	X4466	14351	00408
X1583	14351	00022	X4697	14351	00380
X1583	14351	00563	X4704	14351	00073
X1587	14351	00027	X5035	14351	00299
X1587	14351	00564	X513	14351	00273
X17003	14351	00058	X5162	14351	00294
X17025	14351	00059	X5790	14351	00199
X17025	14351	00243	X5790	14351	00373
X17113	14351	00258	X5949	14351	00046
X1712	14351	00422	X5954	14351	00372
X17162	14351	00257	X5988	14351	00360
X11756	14351	00056	X619	14351	00235
X1756	14351	00336	X6521	14351	00597
X18001	14351	00687	X6561	14351	00414
X18433	14351	00421	X6617	14351	00267
X18487	14351	00256	X6618	14351	00066
X1890	14351	00096	X6631	14351	00268
X20000	14351	00072	X664	14351	00122
X20029	14351	00071	X6713	14351	00377
X202B	14351	00418	X673	14351	00272
X203	14351	00762	X6808	14351	00203
X211A	14351	00033	X6856	14351	00140
X211A	14351	00183	X6863	14351	00065
X2215	14351	00061	X7047	14351	00780
X226	14351	00397	X7082	14351	00779
X2279	14351	00060	X7093	14351	00054
X2291	14351	00252	X7502	14351	00297
X2377	14351	00296	X9501	14351	00234
X253	14351	00920	ZLA2002-13	06004	01050
X2593	14351	00095	ZLA2002-13	06004	01071
X260	19728	00823	0L0240	26901	00945
X270	14351	00395	0364	71951	00969
X270	14351	00396	05801	81348	01127
X27006-510	14351	00783	10EL204	14351	00242
X273	14351	00145	10EL230	14351	00237
X2845	14351	00898	10028	73370	00685
X2853	14351	00899	100326	73370	00314
X2947	14351	00760	100918	73370	00667
X2947	14351	00761	101	78124	01286
X295	14351	00352	101488	73370	00665
X2977	14351	00688	101489	73370	00666
X2977	14351	00691	101489	73370	00680
X2977	14351	00692	101493	73370	00668
X2988	14351	00263	102	78124	01320
X3056	14351	00376	102259	73370	00678
X3057	14351	00361	10242	84760	00506
X3063	14351	00141	102458	73370	00682
X3180	14351	00908	103629	73370	00671
X3185A	19728	00805	10368	14760	00478

**SECTION IV INDEX-FEDERAL STOCK NUMBER AND REFERENCE NUMBER
CROSS-REFERENCE TO INDEX NUMBER (Continued)**

<u>REFERENCE NO.</u>	<u>MFG CODE</u>	<u>INDEX NO.</u>	<u>REFERENCE NO.</u>	<u>MFG CODE</u>	<u>INDEX NO.</u>
10394	84760	00464	11919	84760	00518
104071	73370	00663	11966	84760	00517
10408	84760	00501	11969	84760	00439
10421	84760	00449	12X195	19728	00916
104215	15434	00942	12X201	19728	00913
10438	84760	00534	12002	84760	00513
104398	73370	00367	12014	84760	00505
104399	73370	00366	12040	84760	00543
10448	84760	00479	12040	84760	00552
104500	73370	00365	12054	84760	00540
104503	73370	00318	12106	84760	00436
104507	73370	00311	121223	73370	00313
10453	84760	00558	12165	84760	00496
10464	84760	00562	12167	84760	00497
104695	73370	00364	12174	84760	00453
10509	73370	00683	12208	84760	00522
10519	84760	00544	12210	84760	00476
10567	84760	00437	12214	84760	00507
10574	84760	00541	12216	84760	00499
10584	84760	00498	12221	84760	00451
106498	73370	00677	1222879-5	83179	00593
10776	73370	00674	1222879-6	83179	00592
109108	73370	00318	1223241	83179	00929
11101	84760	00441	1223241	83179	01132
11136	84760	00508	1223243	83179	00930
11141	84760	00482	1223243	83179	01133
11175	84760	00500	1223252	83179	01078
11197	84760	00520	1223274	83179	00931
11208	84760	00481	1223274	83179	01134
11212	84760	00477	1223286	83179	01081
11304	84760	00548	1223303	83179	00932
11315	84760	00452	1223303	83179	01135
11318	84760	00429	1223449	83179	01012
11329	84760	00549	1223651-16	83179	00649
11346	84760	00430	1223651-17	83179	00652
11365	84760	00485	1223651-18	83179	01392
11437	84760	00538	12237	84760	00504
11438	84760	00483	1224095	83179	01026
11439	84760	00537	1224161	83179	01196
11477	84760	00463	1224162	83179	01199
11486	84760	00515	1224163	83179	01200
11503	84760	00432	1224164	83179	01198
11507	84760	00551	1224165	83179	01228
11508	84760	00462	1224166	83179	01226
11512	84760	00516	1224167	83179	01209
11516	84760	00467	1224168	83179	01333
11525	84760	00459	1224169	83179	01337
11532	84760	00492	1224170	83179	01223
11535	84760	00466	1224171	83179	01186
11537	84760	00557	1224172	83179	01185
11560	84760	00525	1224172	83179	01445
11588	84760	00550	1224173	83179	01184
11604	84760	00519	1224173	83179	01205
11610	84760	00532	1224173	83179	01214
11611	84760	00434	1224173	83179	01220
11611	84760	00435	1224174	83179	01361
11620	84760	00535	1224203	83179	01091
11658	84760	00536	1224205	83179	01086
11906	84760	00443	1224206	83179	01241
11907	84760	00442	1224207	83179	01288

**SECTION IV INDEX-FEDERAL STOCK NUMBER AND REFERENCE NUMBER
CROSS-REFERENCE TO INDEX NUMBER (Continued)**

<u>REFERENCE NO.</u>	<u>MFG CODE</u>	<u>INDEX NO.</u>	<u>REFERENCE NO.</u>	<u>MFG CODE</u>	<u>INDEX NO.</u>
1224208	83179	01266	1224448	83179	01404
1224212	83179	00954	1224450	83179	01399
1224213	83179	01053	1224451	83179	01403
1224216	83179	01041	1224453	83179	01402
1224217	83179	01075	1224454	83179	01411
1224221	83179	00568	1224455	83179	01418
1224222	83179	01035	1224457	83179	01401
1224227	83179	01069	1224458	83179	01400
1224229	83179	01068	1224462	83179	01415
1224231	83179	01070	1224520	83179	01409
1224233	83179	01103	122456	83179	01410
1224234	83179	01105	1224599	83179	01458
1224235	83179	01107	1224600	83179	01462
1224236	83179	01104	1224603	83179	01461
1224237	83179	01106	1224604	83179	01460
1224245	83179	01057	12249	84760	00433
1224246	83179	01051	1225603	83179	01283
1224248	83179	01076	12259	84760	00490
1224250	83179	01269	12288	84760	00456
1224251	83179	01397	122937	83179	01265
1224252	63179	01368	12306	84760	00426
1224253	83179	00718	12312	84760	00511
1224254	83179	01423	12358	84760	00444
1224255	83179	01381	12360	84760	00445
1224256	83179	01116	12362	84760	00446
1224257	83179	01115	12406	84760	00542
1224258	83179	01072	1244175	83179	01444
1224259	83179	01023	12460	84760	00509
1224261	83179	00615	12479	84760	00425
1224262	83179	00614	12480	84760	00514
1224263	83179	00612	12500	84760	00533
1224264	83179	00611	1251	24455	00934
1224265	83179	00787	12513	84760	00523
1224266	83179	00736	12519	84760	00457
1224266	83179	01090	12622	84760	00526
1224266	83179	01276	12641	84760	00468
1224267	83179	01234	12685	84760	00510
1224268	83179	01345	12755	84760	00460
1224269	83179	00730	12764	84760	00547
1224271	83179	00938	12765	84760	00465
1224275	83179	01114	12766	84760	00546
1224281	83179	01448	12998	84760	00487
1224282	83179	01038	13XX14299	14351	00852
1224284	83179	00939	13XX1803H	14351	00838
1224284	83179	01143	13XX19991	14351	00076
122429	83179	01247	13XX3063	14351	00844
1224292	83179	01141	13XX3368	14351	00845
1224293	83179	00788	13XX3942	14351	00843
1224306	83179	01122	13025	84760	00438
1224308	83179	00958	132288	73370	00672
1224309	83179	00960	13521	84760	00528
1224310	83179	00957	13550	84760	00545
1224311	83179	00790	13556	84760	00561
1224312	83179	00734	13807	84760	00454
1224315	83179	00764	13807	84760	00455
1224320	83179	01136	13829	84760	00524
1224321	83179	01137	13837	84760	00494
1224322	83179	01138	1383R	84760	00521
1224323	83179	01139	13839	84760	00512
1224324	83179	01140	14264	84760	00474

**SECTION IV INDEX-FEDERAL STOCK NUMBER AND REFERENCE NUMBER
CROSS-REFERENCE TO INDEX NUMBER (Continued)**

<u>REFERENCE NO.</u>	<u>MFG CODE</u>	<u>INDEX NO.</u>	<u>REFERENCE NO.</u>	<u>MFG CODE</u>	<u>INDEX NO.</u>
14266	84760	00472	200146-115	00736	00579
14274	84760	00475	200146-115	00736	01357
14274	84760	00553	200146-115	00736	01492
14276	84760	00473	200146-207	00736	00578
14366	84760	00486	200146-207	00736	01356
14408	84760	00560	200146-207	00736	01491
14482	84760	00427	200146-860	00736	00573
14483	84760	00428	200146-860	00736	01351
14544	84760	00484	200146-860	00736	01488
14675	84760	00503	200658	00736	01246
14680	87460	00424	200668	00736	00571
14760	84760	00450	200668	00736	01349
14783	84760	00461	200668	00736	01486
14940	84760	00502	200668-156	00736	00572
14941	84760	00469	200668-156	00736	01350
14949	84760	00447	200668-156	00736	01487
15RI220	14351	00196	200863	00736	00580
15SL211	14351	00393	200863	00736	01366
1508666	80659	01015	200863	00736	01493
15093	84760	00448	206357	83179	01144
15101	84760	00470	210534-6	83179	01238
1513461	70040	01017	2107	73370	00312
15648	84760	00556	213	78124	01317
15627	84760	00554	215	78124	01318
15750	84760	00555	218573	32537	00708
15780	84760	00440	218573	83179	01170
15889	84760	00471	218573	83179	01193
16083	84760	00450	22RA224	14351	00164
16183	84760	00539	22RB221	14351	00337
16225	84760	00559	22RD208	14351	00166
16527	73370	00661	221019	83179	01097
16594	73370	00675	222176	83179	01336
1662	71951	00968	22193	83179	01340
17EL2001	14351	00240	222487	83179	00613
17E1200	14351	00241	222487	83179	01296
17240	00736	00582	222487	83179	01450
17240	00736	01359	226	78124	01323
19X302	19728	00826	22703	00736	00583
19X305	19728	00828	22703	00736	01360
19X3407	19728	00902	23	78124	01316
19X3407	19728	00903	25929	58417	00911
19X3450	19728	00900	304	78124	01322
19X439	19728	00918	30546	71951	00970
19X830	19728	00914	30550	71951	00971
190877	00000	00979	3209277-21	83179	01463
190877	00000	01495	32194	71951	00966
1996079	16764	00941	32195	71951	00967
2-832-7FPS	92029	01387	3222230-10	83179	01022
20RC215	14351	00126	3222230-8	83179	01021
20RC216	14351	00127	3222230-9	83179	01020
20X1014	19728	00836	3222585-4	83179	01031
20X196	19728	00810	3223651-16	83179	00647
20X3448	19728	00829	3223651-17	83179	00650
20X714	19728	00827	3223651-18	83179	01389
20X794	19728	00825	3223651-19	83179	01452
20X902	19728	00915	3223651-20	83179	01427
200XB	14351	00227	3223651-21	83179	01166
200146-07	00736	00575	3223651-23	83179	01305
200146-07	00736	01353	3223651-24	83179	01301
200146-07	00736	01490	32886	81321	01131

**SECTION IV INDEX-FEDERAL STOCK NUMBER AND REFERENCE NUMBER
CROSS-REFERENCE TO INDEX NUMBER (Continued)**

<u>REFERENCE NO.</u>	<u>MFG CODE</u>	<u>INDEX NO.</u>	<u>REFERENCE NO.</u>	<u>MFG CODE</u>	<u>INDEX NO.</u>
32886	81321	01259	5944789	00000	01006
33	78124	01319	6VB119	14351	00261
33316-13	81321	01278	62822	81321	01251
3341	63686	01382	62866	81321	01279
34428	81321	01254	64010	81321	01251
34752	81321	01277	65148	81321	01258
35066	73370	00681	6625	79260	00725
35070	73370	00679	6654619	81231	01260
35965C	44218	00292	700593-29	83179	01074
4DM6	81895	01096	701308-96	83179	00922
402	78124	01284	701701-51	83179	01212
41SL200	14351	00342	701701-52	83179	01219
410	14959	01312	701701-53	83179	01280
514031-25	83179	01182	701701-54	83179	01183
514086-26	83179	01398	701701-56	83179	01245
519	78124	01282	701701-57	83179	01201
519006-4	83179	01014	701701-63	83179	00005
519013-10	83179	01363	720	78124	01314
519013-11	83179	00584	7320641	00000	01004
519023-8	83179	00616	7320658	00000	01001
519036-10	83179	00963	7525993	00000	00983
519036-7	83179	00964	7525994	00000	00982
519036-8	83179	00923	7525995	00000	00980
519036-9	83179	00962	7525997	00000	00998
519037-9	83179	00924	7526018	00000	00999
519038-1	83179	00943	7526509	00000	00977
519038-1	83179	01165	7526515	00000	00984
519041-1	83179	00927	7526516	00000	00976
519041-1	83179	01156	771	78124	01321
519045-6	83179	01436	7731428	00000	00959
519055-2	83179	01370	7765	73370	00662
519056-3	83179	01216	799	78124	01315
519100-1	83179	01158	8FC205	14351	00134
519108-5	83179	01163	8TC200	14351	00050
519120-6	83179	01263	874195	33525	01468
519120-7	83179	01264	900020-3	83179	00994
519120-8	83179	01262	900037-12	83179	00586
519120-9	83179	01261	900160-2	83179	00757
519121-7	83179	00754	900165-2	83179	01275
519121-8	83179	00753	900214-21	83179	00719
519162-5	83179	00786	900214-21	83179	01424
519174-2	83179	01157	900305-3	83179	01328
519212-1	83179	01202	900321-3	83179	01046
519218	83179	01239	900321-5	83179	00042
519219	83179	00737	900335-110	83179	01113
519222	83179	00950	900335-503	83179	01128
519233	83179	01378	900335-513	83179	01295
519240	83179	01087	900402	81379	00936
519244-2	83179	00725	900402-14	83179	00989
519249	83179	01367	900402-14	83179	01110
519260	83179	01101	900490-74	83179	01108
519261	83179	00946	900490-75	83179	00607
519272	83179	01016	900490-76	83179	00038
519276	83179	01457	900716	83179	01456
519303	83179	00948	901023-3	83179	00750
524	78124	01281	901023-5	83179	01084
5601	19220	01052	901023-9	83179	01443
569H	57733	00935	901046-2	83179	00603
569H	57733	01174	901046-2	83179	01348
5939837	00000	00978	901046-5	14351	00306

**SECTION IV INDEX-FEDERAL STOCK NUMBER AND REFERENCE NUMBER
CROSS-REFERENCE TO INDEX NUMBER (Continued)**

<u>REFERENCE NO.</u>	<u>MFG CODE</u>	<u>INDEX NO.</u>	<u>REFERENCE NO.</u>	<u>MFG CODE</u>	<u>INDEX NO.</u>
901046-5	83179	01083	904696-36	83179	00744
901046-5	83179	01243	904696-36	83179	01346
901046-5	83179	01441	904776-3	83179	00651
901046-9	83179	01242	904776-5	83179	00648
901090-5	83179	01298	905289-2	83179	01080
901108-3	83179	01379	905229-26	83179	00746
901109-2	83179	00302	905509-1	83179	01153
901109-5	83179	01082	905631-14	83179	01009
901160-1	83179	00697	905631-14	83179	01129
901160-1	83179	01236	905631-18	83179	00588
901190-3	83179	00743	905631-18	83179	00739
901204-1	83179	01291	905631-18	83179	00792
901204-8	83179	01435	905631-18	83179	00859
901287-5	83179	01440	905631-18	83179	00944
901348-7	83179	01335	905631-18	83179	01029
901359-7	83179	01190	905631-18	83179	01044
901359-7	83179	01210	905631-18	83179	01045
901359-7	83179	01217	905631-18	83179	01062
901359-7	83179	01343	905631-18	83179	01102
901414-106	83179	01085	905631-18	83179	01119
901414-4	83179	00961	905631-18	83179	01329
901414-4	83179	01073	905631-18	83179	01431
901763-3	83179	00656	905631-21	83179	01043
901773-4	83179	00602	905631-21	83179	01121
901773-8	83179	00600	905631-23	83179	00589
901858-22	83179	00785	905631-23	83179	01008
902277-13	83179	01189	905631-23	83179	01432
902277-13	83179	01207	905631-24	83179	01438
902277-13	83179	01221	905631-27	83179	01064
902298-46	83179	01188	905631-8	83179	00714
902298-46	83179	01208	905631-8	83179	01063
902298-46	83179	01222	905631-8	83179	01120
902466-1276	83179	01364	905631-8	83179	01472
902466-2	14351	00329	906037-12	83179	00599
902466-201	83179	00746	906247-4	83179	00710
902466-218	83179	00606	906247-6	83179	01454
902466-239	83179	01270	906248-4	83179	00709
902466-257	83179	01088	906248-6	83179	01453
902466-273	83179	00755	906251-44	83179	01375
902466-275	83179	01447	906254-22	83179	01155
902466-306	83179	01446	906254-42	83179	01154
902466-46	83179	01268	906254-42	83179	01244
902466-56	83179	00605	906255-22	83179	00701
902466-59	83179	01271	906255-64	83179	01442
902466-59	83179	01272	906255-66	83179	01377
902466-95	83179	01267	906258-42	83179	01299
902469-57	83179	01380	906258-42	83179	01388
902868-550	83179	01227	906350-4	83179	01098
902905-1	83179	00956	906350-4	83179	01451
902905-15	83179	00570	906923-3	83179	01204
902905-6	83179	00955	906923-3	83179	01213
902906-2	83179	00699	908841-2	83179	00940
902906-2	83179	01152	908841-2	83179	01145
903191-3	83179	01025	908841-35	83179	01146
903514-62	83179	01459	908841-4	83179	01058
903514-7	83179	01249	908841-4	83179	01112
903540-13	83179	01248	910038-7	83179	01240
903686-8	83179	01310	9344	73370	00676
903686-8	83179	01311	950ST	71951	00965
903697-8	83179	01309	97800	57733	01177
90468541	83179	01369	999-21057	99539	01467
904685-46	83179	01287	999-21059	99539	01471
904696-28	83179	00745	999-2915	99539	01473
904696-36	83179	00569			

By Order of the Secretary of the Army:

Official:

W. C. WESTMORELAND,
General United States Army,
Chief of Staff

KENNETH G. WICKHAM,
Major General, United States Army,
The Adjutant General.

Distribution:

To be distributed in accordance with DA Form 12-25, Section I (qty rqr Block #39), Direct and General Support maintenance requirements for Air Compressors, 250 CFM.

☆ U.S. GOVERNMENT PRINTING OFFICE: 1996 - 406-421 (61330)

